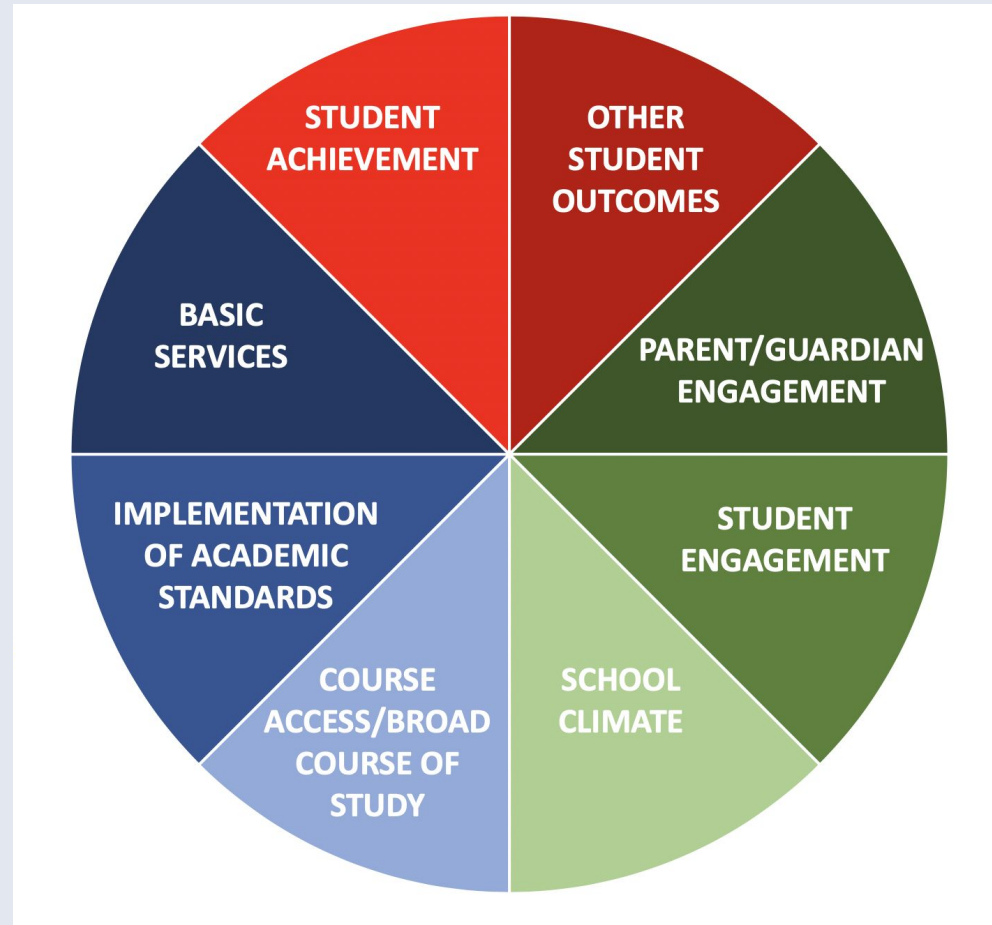




2022 Azusa Unified School District Local Indicators

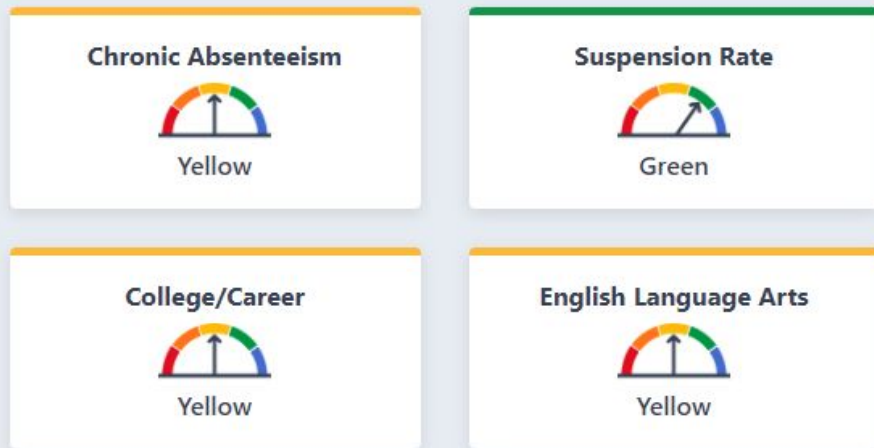
June 2022

The Eight State Priorities



STATE INDICATORS vs. LOCAL INDICATORS

- Data pulled by state
- Colored performance levels

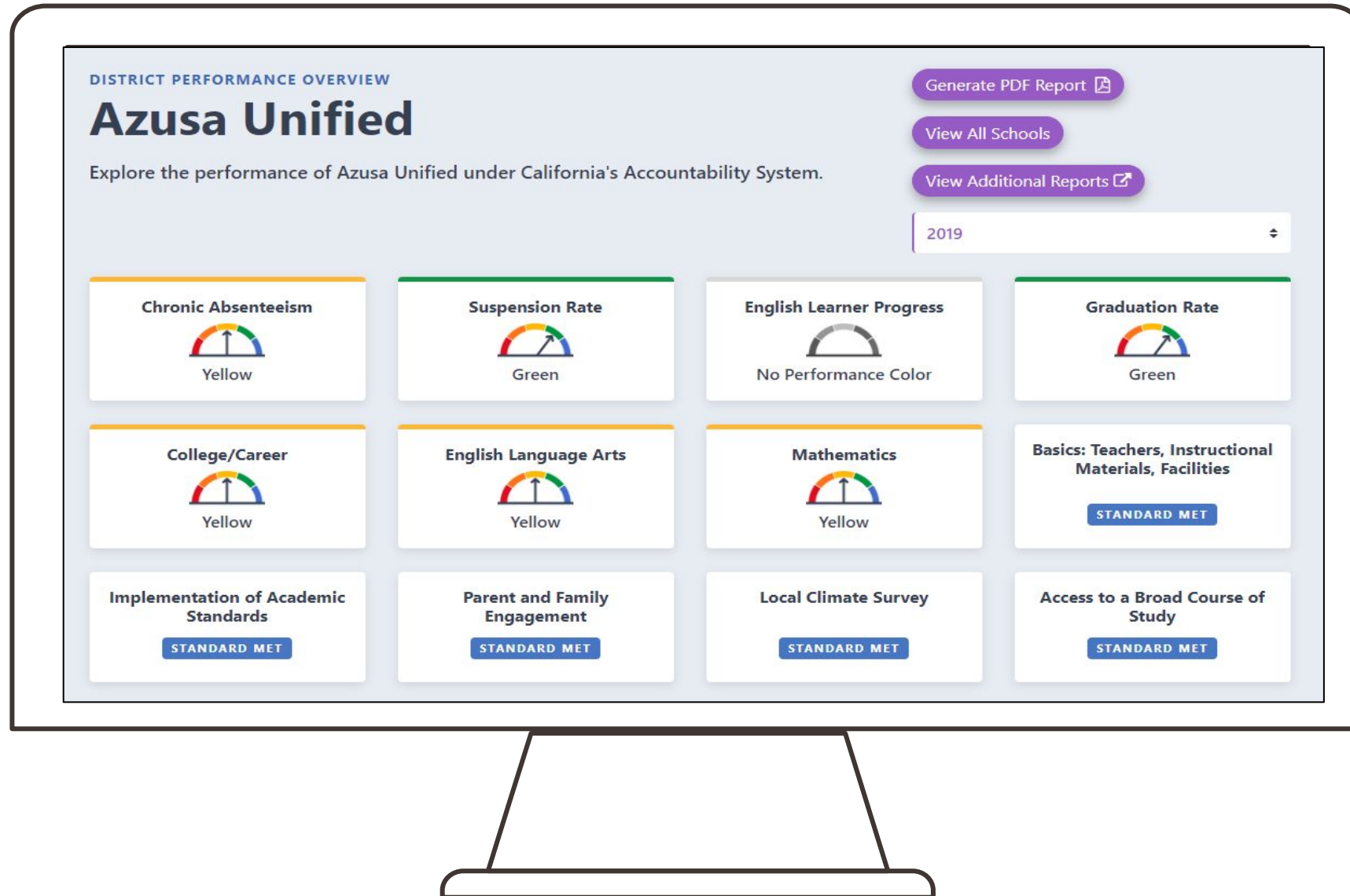


- Districts identify needs in five priorities
- Districts measure progress
- Districts report on their progress

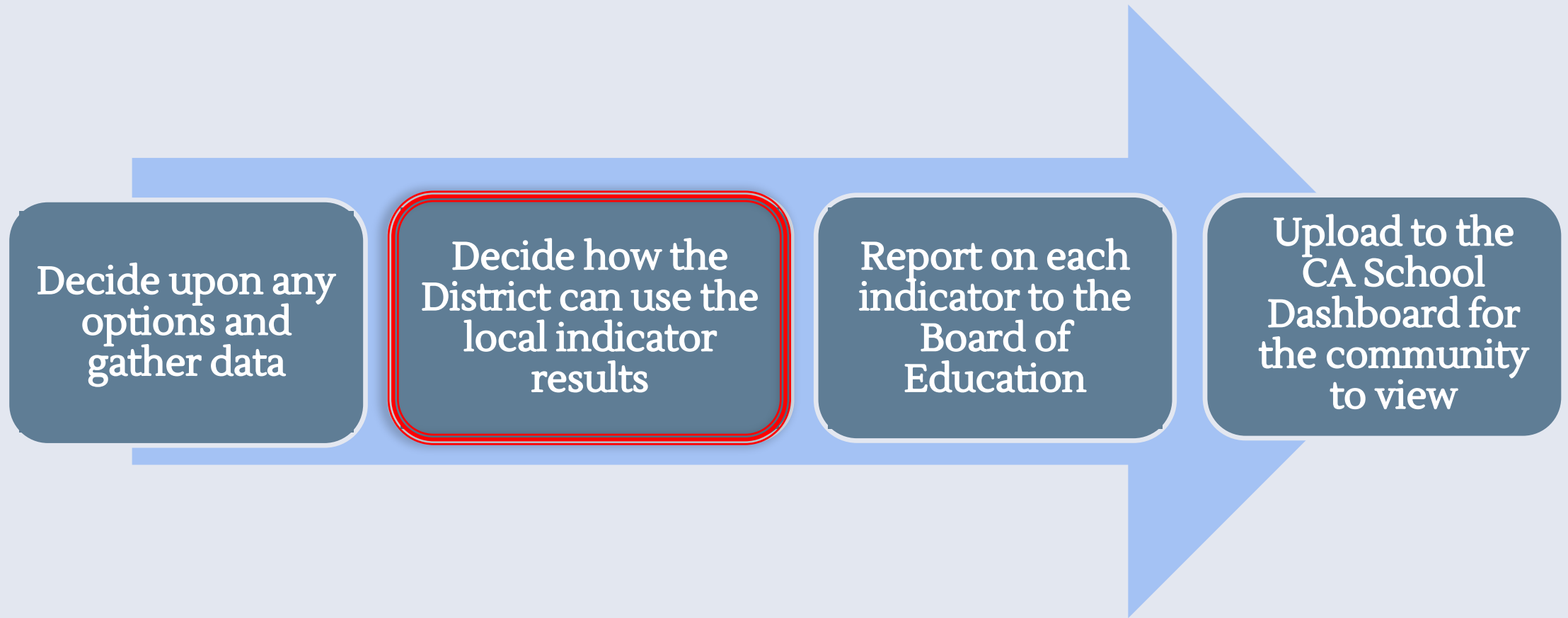
State Priorities & the Dashboard

State Priority	State Indicator	Local Indicator
1. Basic Services		X
2. Implementation of Standards		X
3. Parent/Family Engagement		X
4. Student Achievement	X	
5. Student Engagement	X	
6. School Climate	X	X
7. Course Access	X	X
8. Other Student Outcomes	X	

The California School Dashboard




Process



Basic Services

Priority 1

- Qualified Teachers
- Textbooks for All Students
- Clean, Safe Schools



- Qualified Teachers: 99.9%
- Textbooks for All Students: 100%
- Clean, Safe Schools: 82%

*Williams
Settlement
Reports*


Implementation of State Standards

Priority 2

Implementing State Standards

Assessment of
District's
Progress

1 – Exploration and Research
2 – Beginning
3 – Initial
4 – Full
5 – Full and Sustainability



Providing professional learning	4
Standards instructional materials	4
Instructional policies and programs	4
Academic standards adoption	5
Support for teachers and admin	5


Parent & Family Engagement

Priority 3

Participation and Partners in Decisions

Assessment of
District's
Progress

1 – Exploration and Research
2 – Beginning
3 – Initial
4 – Full
5 – Full and Sustainability



Building family-school relationships	4
Building partnerships for students	4
Seeking input for decision-making	4


School Climate

Priority 6

Narrative Summary of Student Survey

School Safety Perceptions

Sense of Connectedness



- School Safety Perceptions
 - Elementary 64%
 - Middle 62%
 - High 54%
- Sense of Connectedness
 - Elementary 59%
 - Middle 52%
 - High 41%

Access to Broad Course of Study


Priority 7

District Developed Measure of Progress

Data on progress

Interpreting the data

Use of the data



Data on progress

- 100%

Interpreting the data

- Need for extended instructional time

Use of the data

- 0-7/8 periods, A-G credit

Thank You!

- Questions/Comments

