

School Plan for Student Achievement (SPSA) Template

Instructions and requirements for completing the SPSA template may be found in the SPSA Template Instructions.

School Name	County-District-School (CDS) Code	Schoolsite Council (SSC) Approval Date	Local Board Approval Date
Victor F. Hodge Elementary School	19 64279 6011340	4/28/2022	Pending

Purpose and Description

Briefly describe the purpose of this plan (Select from Schoolwide Program, Comprehensive Support and Improvement, Targeted Support and Improvement, or Additional Targeted Support and Improvement)

Schoolwide Program

Briefly describe the school's plan for effectively meeting the ESSA requirements in alignment with the Local Control and Accountability Plan and other federal, state, and local programs.

The School Plan for Student Achievement (SPSA) is meant to consolidate all school-level planning efforts into one plan for programs funded through the consolidated application (ConApp), pursuant to the California Education Code (EC) Section 64001 and the Elementary and Secondary Education Act as amended by the Every Student Succeeds Act (ESSA).

The purpose of the SPSA is to increase the overall effectiveness of the school program by crafting a strategic plan that maximizes the resources available to the school while minimizing duplication of effort with the ultimate goal of increasing student achievement. The school's plan is to innovate and enhance programs with their federally funded programs and align them with the priority goals under the state's Local Control Funding Formula (LCFF). Using various data points to identify areas of strength and need we will work with all stakeholders to identify evidence-based strategies to increase achievement to for students not meeting academic standards.

The School Site Council (SSC) is required to develop and annually review the SPSA, establish an annual budget, and make modifications in the plan to reflect changing needs and priorities, as applicable, pursuant to EC 52853(b) and 52855.

California's ESSA State Plan significantly shifts the state's approach to the utilization of federal resources in support of underserved student groups. The SPSA provides schools with the opportunity to document their approach to maximizing the impact of federal investments in support of underserved students.

The implementation of ESSA in California presents an opportunity for schools to innovate with their federally-funded programs and align them with the priority goals of the school and the LEA that are being realized under the state's Local Control Funding Formula (LCFF).

LCFF provides schools and LEAs flexibility to design programs and provide services that meet the needs of students in order to achieve readiness for college, career, and lifelong learning. The SPSA planning process supports continuous cycles of action, reflection, and improvement.

Table of Contents

SPSA Title Page	1
Purpose and Description.....	1
Table of Contents.....	3
Comprehensive Needs Assessment Components	5
Data Analysis	5
Surveys	5
Classroom Observations.....	5
Analysis of Current Instructional Program.....	5
Stakeholder Involvement	8
Resource Inequities	9
School and Student Performance Data	10
Student Enrollment.....	10
CAASPP Results.....	12
ELPAC Results	16
Student Population.....	20
Overall Performance	21
Academic Performance	22
Academic Engagement	33
Conditions & Climate.....	36
Goals, Strategies, & Proposed Expenditures.....	38
Goal 1.....	38
Goal 2.....	48
Goal 3.....	59
Goal 4.....	61
Goal 5.....	66
Goal 6.....	68
Budget Summary	69
Budget Summary	69
Other Federal, State, and Local Funds	69
Budgeted Funds and Expenditures in this Plan	70
Funds Budgeted to the School by Funding Source.....	70
Expenditures by Funding Source	70
Expenditures by Budget Reference	70
Expenditures by Budget Reference and Funding Source	70
Expenditures by Goal.....	71
School Site Council Membership	72

Recommendations and Assurances73

Instructions.....74

 Instructions: Linked Table of Contents.....74

 Purpose and Description75

 Stakeholder Involvement.....75

 Resource Inequities75

Goals, Strategies, Expenditures, & Annual Review76

 Annual Review77

 Budget Summary78

 Appendix A: Plan Requirements80

 Appendix B:.....83

 Appendix C: Select State and Federal Programs85

Comprehensive Needs Assessment Components

Data Analysis

Please refer to the School and Student Performance Data section where an analysis is provided.

Surveys

This section provides a description of surveys (i.e., Student, Parent, Teacher) used during the school-year, and a summary of results from the survey(s).

Teachers, staff, parents, and students were surveyed this year as part of the LCAP data gathering process. Designated schoolwide parent events were selected where the survey was administered. Parent representatives, including Spanish-speaking parents, and Site Council members took the survey in the Parent Center. Results were tabulated centrally and were shared to the Board of Education. LCAP Community survey is also administered and at Title I sites Title I survey is administered at the end of the year. The School Site Council reviews the results and makes recommendations to enhance the Title 1 program based on these results.

Classroom Observations

This section provides a description of types and frequency of classroom observations conducted during the school-year and a summary of findings.

District and Site Administrators visit classrooms on a regular basis. Teachers are observed on a regular basis during the school year and written and oral feedback is provided in all core subjects, including English Language Arts, Math and English Language Development. The areas of focus for the feedback is on the following: content objectives, language objectives, academic vocabulary development, collaborative conversations, adherence to common core curriculum, effective instructional strategies, classroom management, student engagement, differentiation of instruction according to the student's ELPAC performance levels.

Analysis of Current Instructional Program

The following statements are derived from the Elementary and Secondary Education Act (ESEA) of 1965 and Essential Program Components (EPCs). In conjunction with the needs assessments, these categories may be used to discuss and develop critical findings that characterize current instructional practice for numerically significant subgroups as well as individual students who are:

- Not meeting performance goals
- Meeting performance goals
- Exceeding performance goals

Discussion of each of these statements should result in succinct and focused findings based on verifiable facts. Avoid vague or general descriptions. Each successive school plan should examine the status of these findings and note progress made. Special consideration should be given to any practices, policies, or procedures found to be noncompliant through ongoing monitoring of categorical programs.

Standards, Assessment, and Accountability

Use of state and local assessments to modify instruction and improve student achievement (ESEA)

Instruction in the classroom is organized according to instructional units aligned to Common Core State Standards. Frequent and varied progress monitoring occurs through common formative interim assessments. End of unit or mid-range summative assessments prepare students for the California Assessment of Student Performance and Progress.

Use of data to monitor student progress on curriculum-embedded assessments and modify instruction (EPC)

Teachers are in the process of aligning curriculum embedded and common formative assessments aligned to common core standards. Data results from these assessments will be utilized during PLC time to ensure that all students are progressing and to determine which students are in need of differentiation or additional instructional support.

Staffing and Professional Development

Status of meeting requirements for highly qualified staff (ESEA)

All Azusa teachers meet the requirements for highly qualified staff (NCLB).

Sufficiency of credentialed teachers and teacher professional development (e.g., access to instructional materials training on SBE-adopted instructional materials) (EPC)

All Azusa classrooms meet the standard for sufficiency of credentialed teachers. AB 466 training is being augmented by common core aligned professional development.

Alignment of staff development to content standards, assessed student performance, and professional needs (ESEA)

An effective program of professional development is provided to all new and continuing teachers, based on current research and the English–language arts and mathematics common core standards.

Ongoing instructional assistance and support for teachers (e.g., use of content experts and instructional coaches) (EPC)

AUSD has made a commitment to ensure professional development for teachers that focuses on student learning. Attention has been given to tailoring curriculum and instruction to students' needs, all of which is compatible with current research and the common core English–language arts and mathematics content standards. Ongoing activities have been scheduled with an in-depth focus and coaching availability. Activities may include a variety of strategies to help teachers reflect, discuss, analyze and refine their own professional practice. Time has also been allocated to apply what they have learned and sustain improved instruction. Evaluation and follow-up are essential components of the professional development plan.

Teacher collaboration by grade level (kindergarten through grade eight [K–8]) and department (grades nine through twelve) (EPC)

A strong emphasis on Professional Learning Communities K-12 is currently underway. The professional day has been flexibly reorganized to ensure frequent and timely teacher collaboration.

Teaching and Learning

Alignment of curriculum, instruction, and materials to content and performance standards (ESEA)

Instructional materials are aligned to Common Core State Standards and incorporate specific strategies, teaching/instructional activities, procedures, examples, and opportunities for review and application consistent with current and confirmed research. In support of practice and motivation, students at every grade level have access to and are encouraged to use a collection of interesting and suitable fiction and non-fiction library books, in addition to their required texts. Supplementary units aligned to Common Core State Standards are being developed. Instructional material aligned to Common Core State Standards in language arts and mathematics is also being acquired.

Adherence to recommended instructional minutes for reading/language arts and mathematics (K–8) (EPC)

At the primary level a minimum of two and one-half hours of instructional time is allocated to language arts instruction daily. In grades four through fifth, two hours (or two periods) of instructional time are allocated to language arts instruction daily through core instructional periods or within a self-contained classroom. Students with special learning needs are provided additional instructional time and support. Additional time is allocated within the school day, before school, after school, and during vacation periods as necessary.

Lesson pacing schedule (K–8) and master schedule flexibility for sufficient numbers of intervention courses (EPC)

Careful examination of student data by instructional teams leads to flexible groupings to allow students to receive intervention and/or acceleration within the content area. Students in need of intervention are provided with additional instructional time through extended day, tutorials or additional support classes within the instructional day.

Availability of standards-based instructional materials appropriate to all student groups (ESEA)

The school/district provides locally adopted, standards-aligned, basic core instructional programs and materials in Reading/ Language Arts (RLA)/English language development (ELD) in every classroom with materials for every student, including ancillary materials for universal access. The school/district also provides Common Core State Standards (CCSS)-aligned instructional materials.

Use of SBE-adopted and standards-aligned instructional materials, including intervention materials, and for high school students, access to standards-aligned core courses (EPC)

As common core implementation progresses, current materials are being enhanced and replaced with common core aligned materials. Units of study are being developed to ensure adherence to common core standards with the use of existing materials.

Opportunity and Equal Educational Access

Services provided by the regular program that enable underperforming students to meet standards (ESEA)

The regular instructional program design includes tiered intervention strategies to assist students in meeting grade level standards. Ongoing assessment of students make it possible for teachers to carefully organize resources and instruction and adapt the classroom program to meet individual needs.

Evidence-based educational practices to raise student achievement

Districtwide systems ensure that all instructional staff know the essential elements of research-based programs. Professional Learning Community initiatives have served as a catalyst to create a culture within the school in which effective research-based programs are valued and expected.

Parental Engagement

Resources available from family, school, district, and community to assist under-achieving students (ESEA)

Students in need of additional assistance can receive tutorial services through different programs. Think Together, Azusa city library, Homework House, Migrant Education homework centers and PASS credit recovery are available for extra assistance.

Involvement of parents, community representatives, classroom teachers, other school personnel, and students in secondary schools, in the planning, implementation, and evaluation of ConApp programs (5 California Code of Regulations 3932)

Continuing efforts are made to keep parents and families well informed about the language arts curriculum their children receive and the progress their children are making in learning to read, write, speak, and listen. Outreach is provided to inform parents and families about the English–language arts content standards, the district’s curriculum and assessment programs, and the degree to which students in the school and district are mastering the standards in the language arts. As common core implementation is expanded, parent advisory groups are kept abreast of the changes in the instructional program. Efforts are currently underway to bring in-depth information to parents regarding the Common Core State Standards and the progress in their implementation.

Funding

Services provided by categorical funds that enable underperforming students to meet standards (ESEA)

Schoolwide systems of intervention have been established through strategic use of LCFF concentration and targeted funds. Students in need of additional support receive assistance through flexible groupings, extended day and extended year interventions and differentiated instructional materials.

Fiscal support (EPC)

Strategic use of categorical funds make it possible to supplement the basic instructional program. Additional material resources and personnel ensure that students in need of academic intervention receive the assistance they require.

Stakeholder Involvement

How, when, and with whom did the school consult as part of the planning process for this SPSA/Annual Review and Update?

Involvement Process for the SPSA and Annual Review and Update

The School Site Council (SSC) consists of the principal, elected members including three classroom teachers, one additional elected staff member, and five elected parents/community members. SSC meets on a minimum of five times per year, discuss, and give input on the creation of the school's areas of need, goals, and action plans. The SSC approves budget allocations and all changes to the

SPSA. In addition, the SSC reviews action items for effectiveness and makes recommendations based on the data provided during the reviews.

Resource Inequities

Briefly identify and describe any resource inequities identified as a result of the required needs assessment, as applicable.

School and Student Performance Data

Student Enrollment Enrollment By Student Group

Student Enrollment Enrollment By Grade Level

Student Enrollment by Grade Level			
Grade	Number of Students		
	18-19	19-20	20-21
Kindergarten	103	104	89
Grade 1	84	106	76
Grade 2	98	100	106
Grade3	99	93	92
Grade 4	82	97	85
Grade 5	90	84	91
Grade 6			81
Total Enrollment	556	584	620

Conclusions based on this data:

1.

School and Student Performance Data

Student Enrollment English Learner (EL) Enrollment

English Learner (EL) Enrollment						
Student Group	Number of Students			Percent of Students		
	18-19	19-20	20-21	18-19	19-20	20-21
English Learners	158	154	151	28.4%	26.4%	24.4%
Fluent English Proficient (FEP)	69	75	96	12.4%	12.8%	15.5%
Reclassified Fluent English Proficient (RFEP)	10	26	15	6.2%	16.5%	9.7%

Conclusions based on this data:

1.

School and Student Performance Data

CAASPP Results English Language Arts/Literacy (All Students)

Overall Participation for All Students												
Grade Level	# of Students Enrolled			# of Students Tested			# of Students with			% of Enrolled Students		
	17-18	18-19	20-21	17-18	18-19	20-21	17-18	18-19	20-21	17-18	18-19	20-21
Grade 3	93	97	92	92	97	0	92	97	0	98.9	100	0.0
Grade 4	102	80	86	101	79	0	101	79	0	99	98.8	0.0
Grade 5	92	89	93	90	89	0	90	89	0	97.8	100	0.0
Grade 6			81			0			0			0.0
All Grades	287	266	352	283	265	0	283	265	0	98.6	99.6	0.0

The “% of Enrolled Students Tested” showing in this table is not the same as “Participation Rate” for federal accountability purposes.

2019-20 Data:

Executive Order N-30-20 was issued which waived the assessment, accountability, and reporting requirements for the 2019-2020 school year, thus no data is available to report for this year.

Overall Achievement for All Students															
Grade Level	Mean Scale Score			% Standard			% Standard Met			% Standard Nearly			% Standard Not		
	17-18	18-19	20-21	17-18	18-19	20-21	17-18	18-19	20-21	17-18	18-19	20-21	17-18	18-19	20-21
Grade 3	2371.	2393.		6.52	13.40		23.91	23.71		16.30	26.80		53.26	36.08	
Grade 4	2454.	2429.		18.81	11.39		30.69	25.32		16.83	16.46		33.66	46.84	
Grade 5	2497.	2504.		12.22	30.34		38.89	21.35		22.22	17.98		26.67	30.34	
All Grades	N/A	N/A	N/A	12.72	18.49		31.10	23.40		18.37	20.75		37.81	37.36	

2019-20 Data:

Executive Order N-30-20 was issued which waived the assessment, accountability, and reporting requirements for the 2019-2020 school year, thus no data is available to report for this year.

Reading Demonstrating understanding of literary and non-fictional texts									
Grade Level	% Above Standard			% At or Near Standard			% Below Standard		
	17-18	18-19	20-21	17-18	18-19	20-21	17-18	18-19	20-21
Grade 3	9.78	17.53		43.48	50.52		46.74	31.96	
Grade 4	17.82	11.39		51.49	46.84		30.69	41.77	
Grade 5	24.44	31.46		48.89	43.82		26.67	24.72	
All Grades	17.31	20.38		48.06	47.17		34.63	32.45	

2019-20 Data:

Executive Order N-30-20 was issued which waived the assessment, accountability, and reporting requirements for the 2019-2020 school year, thus no data is available to report for this year.

Writing Producing clear and purposeful writing									
Grade Level	% Above Standard			% At or Near Standard			% Below Standard		
	17-18	18-19	20-21	17-18	18-19	20-21	17-18	18-19	20-21
Grade 3	5.43	6.19		34.78	51.55		59.78	42.27	
Grade 4	14.85	7.59		47.52	49.37		37.62	43.04	
Grade 5	17.78	28.09		56.67	52.81		25.56	19.10	
All Grades	12.72	13.96		46.29	51.32		40.99	34.72	

2019-20 Data:

Executive Order N-30-20 was issued which waived the assessment, accountability, and reporting requirements for the 2019-2020 school year, thus no data is available to report for this year.

Listening Demonstrating effective communication skills									
Grade Level	% Above Standard			% At or Near Standard			% Below Standard		
	17-18	18-19	20-21	17-18	18-19	20-21	17-18	18-19	20-21
Grade 3	7.61	12.37		66.30	64.95		26.09	22.68	
Grade 4	9.90	8.86		77.23	68.35		12.87	22.78	
Grade 5	13.33	11.24		71.11	65.17		15.56	23.60	
All Grades	10.25	10.94		71.73	66.04		18.02	23.02	

2019-20 Data:

Executive Order N-30-20 was issued which waived the assessment, accountability, and reporting requirements for the 2019-2020 school year, thus no data is available to report for this year.

Research/Inquiry Investigating, analyzing, and presenting information									
Grade Level	% Above Standard			% At or Near Standard			% Below Standard		
	17-18	18-19	20-21	17-18	18-19	20-21	17-18	18-19	20-21
Grade 3	11.96	12.37		39.13	51.55		48.91	36.08	
Grade 4	30.69	16.46		49.50	48.10		19.80	35.44	
Grade 5	27.78	33.71		47.78	39.33		24.44	26.97	
All Grades	23.67	20.75		45.58	46.42		30.74	32.83	

2019-20 Data:

Executive Order N-30-20 was issued which waived the assessment, accountability, and reporting requirements for the 2019-2020 school year, thus no data is available to report for this year.

Conclusions based on this data:

1.

School and Student Performance Data

CAASPP Results Mathematics (All Students)

Overall Participation for All Students												
Grade Level	# of Students Enrolled			# of Students Tested			# of Students with			% of Enrolled Students		
	17-18	18-19	20-21	17-18	18-19	20-21	17-18	18-19	20-21	17-18	18-19	20-21
Grade 3	93	97	92	92	97	0	92	97	0	98.9	100	0.0
Grade 4	102	80	86	101	79	0	101	79	0	99	98.8	0.0
Grade 5	92	89	93	91	89	0	91	89	0	98.9	100	0.0
Grade 6			81			0			0			0.0
All Grades	287	266	352	284	265	0	284	265	0	99	99.6	0.0

* The “% of Enrolled Students Tested” showing in this table is not the same as “Participation Rate” for federal accountability purposes.

2019-20 Data:

Executive Order N-30-20 was issued which waived the assessment, accountability, and reporting requirements for the 2019-2020 school year, thus no data is available to report for this year.

Overall Achievement for All Students															
Grade Level	Mean Scale Score			% Standard			% Standard Met			% Standard Nearly			% Standard Not		
	17-18	18-19	20-21	17-18	18-19	20-21	17-18	18-19	20-21	17-18	18-19	20-21	17-18	18-19	20-21
Grade 3	2383.	2411.		5.43	9.28		21.74	36.08		28.26	25.77		44.57	28.87	
Grade 4	2468.	2457.		13.86	16.46		31.68	22.78		31.68	30.38		22.77	30.38	
Grade 5	2506.	2495.		26.37	19.10		19.78	21.35		19.78	25.84		34.07	33.71	
All Grades	N/A	N/A	N/A	15.14	14.72		24.65	27.17		26.76	27.17		33.45	30.94	

2019-20 Data:

Executive Order N-30-20 was issued which waived the assessment, accountability, and reporting requirements for the 2019-2020 school year, thus no data is available to report for this year.

Concepts & Procedures Applying mathematical concepts and procedures									
Grade Level	% Above Standard			% At or Near Standard			% Below Standard		
	17-18	18-19	20-21	17-18	18-19	20-21	17-18	18-19	20-21
Grade 3	10.87	23.71		32.61	40.21		56.52	36.08	
Grade 4	24.75	25.32		36.63	37.97		38.61	36.71	
Grade 5	32.97	21.35		24.18	34.83		42.86	43.82	
All Grades	22.89	23.40		31.34	37.74		45.77	38.87	

2019-20 Data:

Executive Order N-30-20 was issued which waived the assessment, accountability, and reporting requirements for the 2019-2020 school year, thus no data is available to report for this year.

Problem Solving & Modeling/Data Analysis Using appropriate tools and strategies to solve real world and mathematical problems									
Grade Level	% Above Standard			% At or Near Standard			% Below Standard		
	17-18	18-19	20-21	17-18	18-19	20-21	17-18	18-19	20-21
Grade 3	11.96	15.46		42.39	53.61		45.65	30.93	
Grade 4	22.77	17.72		47.52	41.77		29.70	40.51	
Grade 5	19.78	20.22		54.95	43.82		25.27	35.96	
All Grades	18.31	17.74		48.24	46.79		33.45	35.47	

2019-20 Data:

Executive Order N-30-20 was issued which waived the assessment, accountability, and reporting requirements for the 2019-2020 school year, thus no data is available to report for this year.

Communicating Reasoning Demonstrating ability to support mathematical conclusions									
Grade Level	% Above Standard			% At or Near Standard			% Below Standard		
	17-18	18-19	20-21	17-18	18-19	20-21	17-18	18-19	20-21
Grade 3	10.87	13.40		47.83	58.76		41.30	27.84	
Grade 4	18.81	18.99		53.47	39.24		27.72	41.77	
Grade 5	21.98	15.73		42.86	48.31		35.16	35.96	
All Grades	17.25	15.85		48.24	49.43		34.51	34.72	

2019-20 Data:

Executive Order N-30-20 was issued which waived the assessment, accountability, and reporting requirements for the 2019-2020 school year, thus no data is available to report for this year.

Conclusions based on this data:

1.

School and Student Performance Data

ELPAC Results

ELPAC Summative Assessment Data Number of Students and Mean Scale Scores for All Students												
Grade Level	Overall			Oral Language			Written Language			Number of Students Tested		
	17-18	18-19	20-21	17-18	18-19	20-21	17-18	18-19	20-21	17-18	18-19	20-21
K	1450.9	1459.8	1419.1	1464.8	1478.4	1432.8	1418.4	1416.2	1386.9	44	23	25
1	1470.3	1473.9	1442.4	1493.4	1488.9	1461.9	1446.7	1458.5	1422.4	25	42	20
2	1491.5	1480.2	1493.7	1483.2	1482.6	1504.2	1499.3	1477.2	1482.8	24	24	18
3	1478.2	1488.3	1497.8	1472.2	1487.1	1510.6	1483.7	1489.0	1484.5	29	16	32
4	1492.8	1516.6	1510.5	1488.2	1521.4	1508.4	1496.9	1511.3	1512.0	21	19	21
5	1549.8	1543.7	1509.3	1563.4	1549.7	1515.1	1535.7	1537.1	1503.1	11	14	20
6			1512.9			1516.2			1509.2			18
All Grades										154	138	154

2019-20 Data:

Executive Order N-30-20 was issued which waived the assessment, accountability, and reporting requirements for the 2019-2020 school year, thus no data is available to report for this year.

Overall Language Percentage of Students at Each Performance Level for All Students															
Grade Level	Level 4			Level 3			Level 2			Level 1			Total Number of Students		
	17-18	18-19	20-21	17-18	18-19	20-21	17-18	18-19	20-21	17-18	18-19	20-21	17-18	18-19	20-21
K	50.00	30.43	16.00	*	34.78	40.00	*	34.78	20.00	*	0.00	24.00	44	23	25
1	48.00	23.81	10.00	*	28.57	35.00	*	28.57	30.00	*	19.05	25.00	25	42	20
2	58.33	12.50	27.78	*	41.67	38.89	*	41.67	16.67	*	4.17	16.67	24	24	18
3	*	6.25	22.58	*	62.50	29.03	44.83	18.75	35.48	*	12.50	12.90	29	16	31
4		21.05	23.81	61.90	36.84	33.33	*	42.11	33.33	*	0.00	9.52	21	19	21
5	*	35.71	15.00	*	57.14	30.00	*	7.14	40.00		0.00	15.00	11	14	20
6			11.11			38.89			27.78			22.22			18
All Grades	35.71	21.74	18.30	29.87	39.86	34.64	22.08	30.43	29.41	12.34	7.97	17.65	154	138	153

2019-20 Data:

Executive Order N-30-20 was issued which waived the assessment, accountability, and reporting requirements for the 2019-2020 school year, thus no data is available to report for this year.

Oral Language Percentage of Students at Each Performance Level for All Students															
Grade Level	Level 4			Level 3			Level 2			Level 1			Total Number of Students		
	17-18	18-19	20-21	17-18	18-19	20-21	17-18	18-19	20-21	17-18	18-19	20-21	17-18	18-19	20-21
K	56.82	43.48	24.00	*	39.13	36.00	*	17.39	16.00	*	0.00	24.00	44	23	25
1	68.00	35.71	25.00	*	38.10	50.00	*	19.05	15.00	*	7.14	10.00	25	42	20
2	66.67	25.00	44.44	*	50.00	22.22	*	20.83	5.56	*	4.17	27.78	24	24	18
3	*	25.00	51.61	*	50.00	25.81	*	12.50	16.13	*	12.50	6.45	29	16	31
4	*	42.11	42.86	57.14	57.89	38.10	*	0.00	9.52	*	0.00	9.52	21	19	21
5	*	50.00	40.00	*	42.86	35.00	*	0.00	15.00		7.14	10.00	11	14	20
6			22.22			50.00			11.11			16.67			18
All Grades	51.30	36.23	36.60	26.62	44.93	35.95	12.34	13.77	13.07	9.74	5.07	14.38	154	138	153

2019-20 Data:

Executive Order N-30-20 was issued which waived the assessment, accountability, and reporting requirements for the 2019-2020 school year, thus no data is available to report for this year.

Written Language Percentage of Students at Each Performance Level for All Students															
Grade Level	Level 4			Level 3			Level 2			Level 1			Total Number of Students		
	17-18	18-19	20-21	17-18	18-19	20-21	17-18	18-19	20-21	17-18	18-19	20-21	17-18	18-19	20-21
K	36.36	13.04	8.00	*	30.43	12.00	25.00	43.48	56.00	25.00	13.04	24.00	44	23	25
1	*	11.90	5.00	*	28.57	25.00	*	26.19	20.00	*	33.33	50.00	25	42	20
2	50.00	8.33	16.67	*	25.00	44.44	*	33.33	16.67	*	33.33	22.22	24	24	18
3	*	6.25	3.23	*	12.50	22.58	37.93	68.75	41.94	44.83	12.50	32.26	29	16	31
4		0.00	9.52	*	31.58	33.33	52.38	52.63	28.57	*	15.79	28.57	21	19	21
5	*	0.00	0.00	*	28.57	10.00	*	64.29	55.00		7.14	35.00	11	14	20
6			11.11			5.56			50.00			33.33			18
All Grades	24.68	7.97	7.19	22.08	26.81	21.57	28.57	42.75	39.22	24.68	22.46	32.03	154	138	153

2019-20 Data:

Executive Order N-30-20 was issued which waived the assessment, accountability, and reporting requirements for the 2019-2020 school year, thus no data is available to report for this year.

Listening Domain Percentage of Students by Domain Performance Level for All Students												
Grade Level	Well Developed			Somewhat/Moderately			Beginning			Total Number of Students		
	17-18	18-19	20-21	17-18	18-19	20-21	17-18	18-19	20-21	17-18	18-19	20-21
K	63.64	34.78	20.00	29.55	65.22	68.00	*	0.00	12.00	44	23	25
1	80.00	57.14	30.00	*	33.33	55.00	*	9.52	15.00	25	42	20
2	70.83	29.17	44.44	*	66.67	27.78		4.17	27.78	24	24	18
3	*	0.00	38.71	58.62	87.50	45.16	*	12.50	16.13	29	16	31
4	*	21.05	47.62	71.43	73.68	38.10	*	5.26	14.29	21	19	21
5	*	21.43	10.00	*	71.43	70.00		7.14	20.00	11	14	20
6			22.22			61.11			16.67			18
All Grades	54.55	33.33	30.72	37.66	60.14	52.29	7.79	6.52	16.99	154	138	153

2019-20 Data:

Executive Order N-30-20 was issued which waived the assessment, accountability, and reporting requirements for the 2019-2020 school year, thus no data is available to report for this year.

Speaking Domain Percentage of Students by Domain Performance Level for All Students												
Grade Level	Well Developed			Somewhat/Moderately			Beginning			Total Number of Students		
	17-18	18-19	20-21	17-18	18-19	20-21	17-18	18-19	20-21	17-18	18-19	20-21
K	50.00	43.48	24.00	40.91	56.52	44.00	*	0.00	32.00	44	23	25
1	64.00	26.19	15.00	*	61.90	75.00	*	11.90	10.00	25	42	20
2	62.50	8.33	33.33	*	87.50	55.56	*	4.17	11.11	24	24	18
3	*	50.00	45.16	41.38	37.50	54.84	*	12.50	0.00	29	16	31
4	57.14	57.89	42.86	*	42.11	47.62	*	0.00	9.52	21	19	21
5	*	71.43	70.00	*	28.57	20.00		0.00	10.00	11	14	20
6			55.56			27.78			16.67			18
All Grades	53.90	37.68	40.52	35.06	56.52	47.06	11.04	5.80	12.42	154	138	153

2019-20 Data:

Executive Order N-30-20 was issued which waived the assessment, accountability, and reporting requirements for the 2019-2020 school year, thus no data is available to report for this year.

Reading Domain Percentage of Students by Domain Performance Level for All Students												
Grade Level	Well Developed			Somewhat/Moderately			Beginning			Total Number of Students		
	17-18	18-19	20-21	17-18	18-19	20-21	17-18	18-19	20-21	17-18	18-19	20-21
K	34.09	4.35	4.00	47.73	91.30	72.00	*	4.35	24.00	44	23	25
1	*	28.57	20.00	*	33.33	25.00	*	38.10	55.00	25	42	20
2	62.50	16.67	44.44	*	54.17	38.89	*	29.17	16.67	24	24	18
3	*	6.25	6.45	37.93	62.50	45.16	58.62	31.25	48.39	29	16	31
4	*	0.00	9.52	66.67	78.95	61.90	*	21.05	28.57	21	19	21
5	*	14.29	10.00	*	71.43	50.00	*	14.29	40.00	11	14	20
6			11.11			27.78			61.11			18
All Grades	29.22	14.49	13.73	42.21	60.14	47.06	28.57	25.36	39.22	154	138	153

2019-20 Data:

Executive Order N-30-20 was issued which waived the assessment, accountability, and reporting requirements for the 2019-2020 school year, thus no data is available to report for this year.

Writing Domain Percentage of Students by Domain Performance Level for All Students												
Grade Level	Well Developed			Somewhat/Moderately			Beginning			Total Number of Students		
	17-18	18-19	20-21	17-18	18-19	20-21	17-18	18-19	20-21	17-18	18-19	20-21
K	54.55	56.52	20.00	*	21.74	40.00	25.00	21.74	40.00	44	23	25
1	*	14.29	0.00	64.00	59.52	60.00	*	26.19	40.00	25	42	20
2	*	8.33	0.00	54.17	54.17	66.67	*	37.50	33.33	24	24	18
3	*	12.50	9.68	48.28	68.75	67.74	37.93	18.75	22.58	29	16	31
4	*	5.26	4.76	71.43	84.21	71.43	*	10.53	23.81	21	19	21
5	*	7.14	0.00	*	92.86	70.00		0.00	30.00	11	14	20
6			5.56			66.67			27.78			18
All Grades	29.87	18.12	6.54	48.05	60.14	62.75	22.08	21.74	30.72	154	138	153

2019-20 Data:

Executive Order N-30-20 was issued which waived the assessment, accountability, and reporting requirements for the 2019-2020 school year, thus no data is available to report for this year.

Conclusions based on this data:

1.

School and Student Performance Data

Student Population

Although both Senate Bill 98 and Assembly Bill 130 suspended the publication of state indicators on the 2020 and 2021 California School Dashboards, these bills also required the reporting of valid and reliable data that would have been included in these Dashboards.

To meet this requirement, CDE has made available the Enrollment, Graduation Rate Additional Report and the College/Career Measures Report data available. All other reports are not available for 2020 and 2021.

This section provides information about the school's student population.

2020-21 Student Population			
Total Enrollment	Socioeconomically Disadvantaged	English Learners	Foster Youth
620	71.6	24.4	1.5
This is the total number of students enrolled.	This is the percent of students who are eligible for free or reduced priced meals; or have parents/guardians who did not receive a high school diploma.	This is the percent of students who are learning to communicate effectively in English, typically requiring instruction in both the English Language and in their academic courses.	This is the percent of students whose well-being is the responsibility of a court.

2019-20 Enrollment for All Students/Student Group		
Student Group	Total	Percentage
English Learners	151	24.4
Foster Youth	9	1.5
Homeless	6	1.0
Socioeconomically Disadvantaged	444	71.6
Students with Disabilities	95	15.3

Enrollment by Race/Ethnicity		
Student Group	Total	Percentage
African American	8	1.3
American Indian or Alaska Native		
Asian	6	1.0
Filipino	6	1.0
Hispanic	556	89.7
Two or More Races	6	1.0
Native Hawaiian or Pacific Islander		
White	35	5.6

Conclusions based on this data:





1.

School and Student Performance Data

Overall Performance

Although both Senate Bill 98 and Assembly Bill 130 suspended the publication of state indicators on the 2020 and 2021 California School Dashboards, these bills also required the reporting of valid and reliable data that would have been included in these Dashboards.

To meet this requirement, CDE has made available the Enrollment, Graduation Rate Additional Report and the College/Career Measures Report data available. All other reports are not available for 2020 and 2021, thus the most recent data (2019 Fall) is provided here.

2019 Fall Dashboard Overall Performance for All Students		
Academic Performance	Academic Engagement	Conditions & Climate
<div>English Language Arts</div> <div> Yellow</div>	<div>Chronic Absenteeism</div> <div> Green</div>	<div>Suspension Rate</div> <div> Blue</div>
<div>Mathematics</div> <div> Orange</div>		

Conclusions based on this data:

1.

School and Student Performance Data

Academic Performance English Language Arts

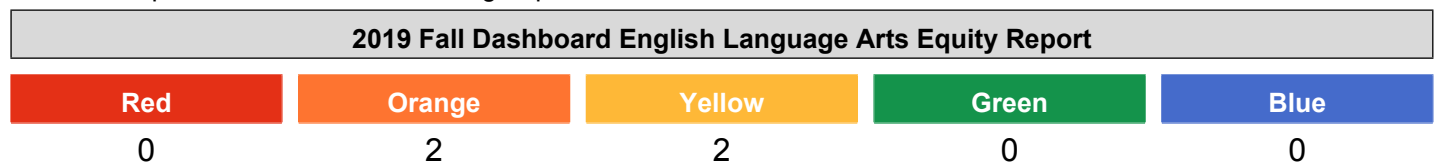
Although both Senate Bill 98 and Assembly Bill 130 suspended the publication of state indicators on the 2020 and 2021 California School Dashboards, these bills also required the reporting of valid and reliable data that would have been included in these Dashboards.

To meet this requirement, CDE has made available the Enrollment, Graduation Rate Additional Report and the College/Career Measures Report data available. All other reports are not available for 2020 and 2021, thus the most recent data (2019 Fall) is provided here.







The performance levels are color-coded and range from lowest-to-highest performance in the following order:











This section provides number of student groups in each color.



This section provides a view of Student Assessment Results and other aspects of this school's performance, specifically how well students are meeting grade-level standards on the English Language Arts assessment. This measure is based on student performance on the Smarter Balanced Summative Assessment, which is taken annually by students in grades 3–8 and grade 11.

2019 Fall Dashboard English Language Arts Performance for All Students/Student Group					
All Students	English Learners	Foster Youth	Homeless	Socioeconomically Disadvantaged	Students with Disabilities
 Yellow 23.7 points below standard Increased ++3.3 points 255	 Orange 47.8 points below standard Maintained ++0.9 points 92	 No Performance Color Less than 11 Students - Data Not Displayed for Privacy 2	 No Performance Color Less than 11 Students - Data Not Displayed for Privacy 7	 Yellow 33.5 points below standard Increased ++8.4 points 189	 Orange 81.7 points below standard Increased Significantly ++32.8 points 40

2019 Fall Dashboard English Language Arts Performance by Race/Ethnicity

African American  No Performance Color Less than 11 Students - Data Not Displayed for Privacy 3	American Indian  No Performance Color 0 Students	Asian  No Performance Color Less than 11 Students - Data Not Displayed for Privacy 1	Filipino  No Performance Color Less than 11 Students - Data Not Displayed for Privacy 6
Hispanic  Yellow 28 points below standard Increased ++6.2 points 232	Two or More Races  No Performance Color Less than 11 Students - Data Not Displayed for Privacy 1	Pacific Islander  No Performance Color 0 Students	White  No Performance Color 36.9 points above standard Declined Significantly -21.1 points 12

This section provides a view of Student Assessment Results and other aspects of this school's performance, specifically how well students are meeting grade-level standards on the English Language Arts assessment. This measure is based on student performance on the Smarter Balanced Summative Assessment, which is taken annually by students in grades 3–8 and grade 11.

2019 Fall Dashboard English Language Arts Data Comparisons for English Learners

Current English Learner 98.6 points below standard Increased ++7.4 points 44	Reclassified English Learners 1.1 points below standard Declined Significantly -21.9 points 48	English Only 13.1 points below standard Maintained ++1.3 points 145
--	--	---

Conclusions based on this data:

1.

School and Student Performance Data

Academic Performance Mathematics

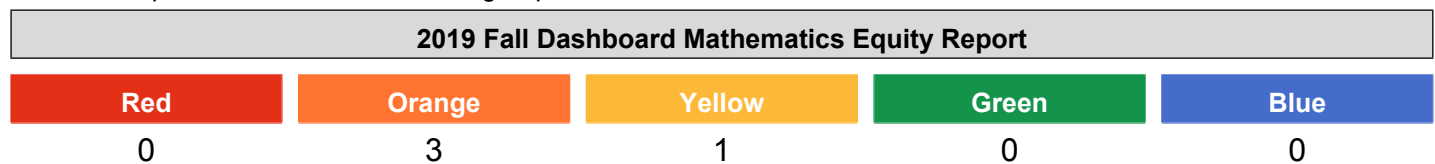
Although both Senate Bill 98 and Assembly Bill 130 suspended the publication of state indicators on the 2020 and 2021 California School Dashboards, these bills also required the reporting of valid and reliable data that would have been included in these Dashboards.

To meet this requirement, CDE has made available the Enrollment, Graduation Rate Additional Report and the College/Career Measures Report data available. All other reports are not available for 2020 and 2021, thus the most recent data (2019 Fall) is provided here.







The performance levels are color-coded and range from lowest-to-highest performance in the following order:









This section provides number of student groups in each color.



This section provides a view of Student Assessment Results and other aspects of this school's performance, specifically how well students are meeting grade-level standards on the Mathematics assessment. This measure is based on student performance on the Smarter Balanced Summative Assessment, which is taken annually by students in grades 3–8 and grade 11.

2019 Fall Dashboard Mathematics Performance for All Students/Student Group					
All Students	English Learners	Foster Youth	Homeless	Socioeconomically Disadvantaged	Students with Disabilities
 Orange 27.1 points below standard Maintained ++1.5 points 255	 Orange 44.7 points below standard Maintained ++1.1 points 92	 No Performance Color Less than 11 Students - Data Not Displayed for Privacy 2	 No Performance Color Less than 11 Students - Data Not Displayed for Privacy 7	 Yellow 32.9 points below standard Increased ++8.6 points 189	 Orange 99.3 points below standard Increased Significantly ++10.2 points 40

2019 Fall Dashboard Mathematics Performance by Race/Ethnicity

African American  No Performance Color Less than 11 Students - Data Not Displayed for Privacy 3	American Indian 	Asian  No Performance Color Less than 11 Students - Data Not Displayed for Privacy 1	Filipino  No Performance Color Less than 11 Students - Data Not Displayed for Privacy 6
Hispanic  Orange 31.3 points below standard Maintained ++2.7 points 232	Two or More Races  No Performance Color Less than 11 Students - Data Not Displayed for Privacy 1	Pacific Islander 	White  No Performance Color 18.5 points above standard Declined -15 points 12

This section provides a view of Student Assessment Results and other aspects of this school's performance, specifically how well students are meeting grade-level standards on the Mathematics assessment. This measure is based on student performance on the Smarter Balanced Summative Assessment, which is taken annually by students in grades 3–8 and grade 11.

2019 Fall Dashboard Mathematics Data Comparisons for English Learners

Current English Learner 89 points below standard Maintained -0.4 points 44	Reclassified English Learners 4.1 points below standard Declined -10.1 points 48	English Only 19.7 points below standard Maintained ++0.1 points 145
--	--	---

Conclusions based on this data:

1.

School and Student Performance Data

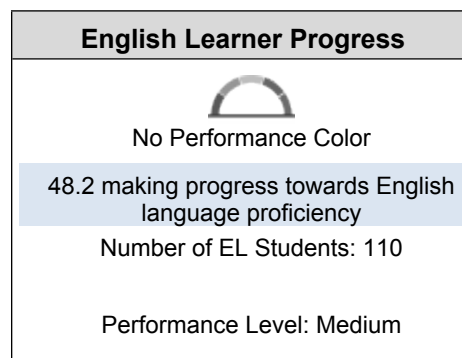
Academic Performance English Learner Progress

Although both Senate Bill 98 and Assembly Bill 130 suspended the publication of state indicators on the 2020 and 2021 California School Dashboards, these bills also required the reporting of valid and reliable data that would have been included in these Dashboards.

To meet this requirement, CDE has made available the Enrollment, Graduation Rate Additional Report and the College/Career Measures Report data available. All other reports are not available for 2020 and 2021, thus the most recent data (2019 Fall) is provided here.

This section provides a view of the percentage of current EL students making progress towards English language proficiency or maintaining the highest level.

2019 Fall Dashboard English Learner Progress Indicator



This section provides a view of the percentage of current EL students who progressed at least one ELPI level, maintained ELPI level 4, maintained lower ELPI levels (i.e, levels 1, 2L, 2H, 3L, or 3H), or decreased at least one ELPI Level.

2019 Fall Dashboard Student English Language Acquisition Results

Decreased One ELPI Level	Maintained ELPI Level 1, 2L, 2H, 3L, or 3H	Maintained ELPI Level 4	Progressed At Least One ELPI Level
30.9	20.9	9.0	39.0

Conclusions based on this data:

1.

School and Student Performance Data

Academic Performance College/Career Measures Only Report

Although both Senate Bill 98 and Assembly Bill 130 suspended the publication of state indicators on the 2020 and 2021 California School Dashboards, these bills also required the reporting of valid and reliable data that would have been included in these Dashboards.

To meet this requirement, CDE has made available the Enrollment, Graduation Rate Additional Report and the College/Career Measures Report data available. All other reports are not available for 2020 and 2021.

Number and Percentage of Students in the Combined Graduation Rate and/or Dashboard Alternative School Status (DASS) Graduation Rate by Student Group		
Student Group	Cohort Totals	Cohort Percent
All Students		
African American		
American Indian or Alaska Native		
Asian		
Filipino		
Hispanic		
Native Hawaiian or Pacific Islander		
White		
Two or More Races		
English Learners		
Socioeconomically Disadvantaged		
Students with Disabilities		
Foster Youth		
Homeless		

Advanced Placement Exams – Number and Percentage of Four-Year Graduation Rate Cohort Students		
Student Group	Cohort Totals	Cohort Percent
All Students		
African American		
American Indian or Alaska Native		
Asian		
Filipino		
Hispanic		
Native Hawaiian or Pacific Islander		
White		
Two or More Races		
English Learners		
Socioeconomically Disadvantaged		
Students with Disabilities		
Foster Youth		
Homeless		

* This table shows students in the four-year graduation rate cohort by student group who scored 3 or higher on at least two Advanced Placement exams.

International Baccalaureate Exams – Number and Percentage of Four-Year Graduation Rate Cohort		
Student Group	Cohort Totals	Cohort Percent
All Students		
African American		
American Indian or Alaska Native		
Asian		
Filipino		
Hispanic		
Native Hawaiian or Pacific Islander		
White		
Two or More Races		
English Learners		
Socioeconomically Disadvantaged		
Students with Disabilities		
Foster Youth		
Homeless		

* This table shows students in the four-year graduation rate cohort by student group who scored 4 or higher on at least two International Baccalaureate Exams.

Completed at Least One Career Technical Education (CTE) Pathway – Number and Percentage of All Students		
Student Group	Cohort Totals	Cohort Percent
All Students		
African American		
American Indian or Alaska Native		
Asian		
Filipino		
Hispanic		
Native Hawaiian or Pacific Islander		
White		
Two or More Races		
English Learners		
Socioeconomically Disadvantaged		
Students with Disabilities		
Foster Youth		
Homeless		

* This table shows students in the combined graduation rate and/or DASS graduation rate by student group who completed at least one CTE Pathway with a grade of C- or better (or Pass) in the capstone course.

Completed a-g Requirements – Number and Percentage of All Students		
Student Group	Cohort Totals	Cohort Percent
All Students		
African American		
American Indian or Alaska Native		
Asian		
Filipino		
Hispanic		
Native Hawaiian or Pacific Islander		
White		
Two or More Races		
English Learners		
Socioeconomically Disadvantaged		
Students with Disabilities		
Foster Youth		
Homeless		

* This table shows students in the combined graduation rate and/or DASS graduation rate by student group who met the University of California (UC) or California State University (CSU) a-g criteria with a grade of C or better (or Pass).

Completed a-g Requirements AND at Least One CTE Pathway – Number and Percentage of All Students		
Student Group	Cohort Totals	Cohort Percent
All Students		
African American		
American Indian or Alaska Native		
Asian		
Filipino		
Hispanic		
Native Hawaiian or Pacific Islander		
White		
Two or More Races		
English Learners		
Socioeconomically Disadvantaged		
Students with Disabilities		
Foster Youth		
Homeless		

* This table shows students in the combined graduation rate and/or DASS graduation rate by student group who met the UC or CSU a-g criteria with a grade of C or better (or Pass) AND completed at least one CTE Pathway with a grade of C- or better (or Pass) in the capstone course.

Completed College Credit Courses – Number and Percentage of All Student Students Completing One Semester, Two Quarters, or Two Trimesters of College Credit Courses		
Student Group	Number of Students	Percent of Students
All Students		
African American		
American Indian or Alaska Native		
Asian		
Filipino		
Hispanic		
Native Hawaiian or Pacific Islander		
White		
Two or More Races		
English Learners		
Socioeconomically Disadvantaged		
Students with Disabilities		
Foster Youth		
Homeless		

* This table shows students in the combined graduation rate and/or DASS graduation rate by student group who completed Academic or CTE subject college credit courses with a grade of C- or better (or Pass).

Completed College Credit Courses – Number and Percentage of All Student Students Completing Two Semesters, Three Quarters, or Three Trimesters of College Credit Courses		
Student Group	Number of Students	Percent of Students
All Students		
African American		
American Indian or Alaska Native		
Asian		
Filipino		
Hispanic		
Native Hawaiian or Pacific Islander		
White		
Two or More Races		
English Learners		
Socioeconomically Disadvantaged		
Students with Disabilities		
Foster Youth		
Homeless		

* This table shows students in the combined graduation rate and/or DASS graduation rate by student group who completed Academic or CTE subject college credit courses with a grade of C- or better (or Pass).

Earned the State Seal of Biliteracy – Number and Percentage of All Students		
Student Group	Cohort Totals	Cohort Percent
All Students		
African American		
American Indian or Alaska Native		
Asian		
Filipino		
Hispanic		
Native Hawaiian or Pacific Islander		
White		
Two or More Races		
English Learners		
Socioeconomically Disadvantaged		
Students with Disabilities		
Foster Youth		
Homeless		

* This table shows students in the combined graduation rate and/or DASS graduation rate by student group who earned the State Seal of Biliteracy.

Conclusions based on this data:

1.

School and Student Performance Data

Academic Engagement Chronic Absenteeism

Although both Senate Bill 98 and Assembly Bill 130 suspended the publication of state indicators on the 2020 and 2021 California School Dashboards, these bills also required the reporting of valid and reliable data that would have been included in these Dashboards.

To meet this requirement, CDE has made available the Enrollment, Graduation Rate Additional Report and the College/Career Measures Report data available. All other reports are not available for 2020 and 2021, thus the most recent data (2019 Fall) is provided here.







The performance levels are color-coded and range from lowest-to-highest performance in the following order:











This section provides number of student groups in each color.

2019 Fall Dashboard Chronic Absenteeism Equity Report				
Red	Orange	Yellow	Green	Blue
0	0	1	4	0

This section provides information about the percentage of students in kindergarten through grade 8 who are absent 10 percent or more of the instructional days they were enrolled.

2019 Fall Dashboard Chronic Absenteeism for All Students/Student Group		
All Students	English Learners	Foster Youth
 Green 7.5 Declined Significantly -3.9 588	 Green 5.5 Declined Significantly -4.2 165	 No Performance Color 23.1 13
Homeless	Socioeconomically Disadvantaged	Students with Disabilities
 No Performance Color 6.3 Declined -40.4 16	 Green 8.1 Declined Significantly -4.5 430	 Yellow 10.3 Declined -5 97

2019 Fall Dashboard Chronic Absenteeism by Race/Ethnicity

African American  No Performance Color Less than 11 Students - Data Not Displayed for Privacy 7	American Indian  No Performance Color Less than 11 Students - Data Not Displayed for Privacy 0	Asian  No Performance Color Less than 11 Students - Data Not Displayed for Privacy 4	Filipino  No Performance Color Less than 11 Students - Data Not Displayed for Privacy 8
Hispanic  Green <div style="background-color: #e1f5fe; padding: 2px; text-align: center;">7.7</div> Declined Significantly -3.2 532	Two or More Races  No Performance Color Less than 11 Students - Data Not Displayed for Privacy 4	Pacific Islander  No Performance Color Less than 11 Students - Data Not Displayed for Privacy 0	White  Green <div style="background-color: #e1f5fe; padding: 2px; text-align: center;">9.1</div> Declined -4.5 33

Conclusions based on this data:

1.

School and Student Performance Data

Academic Engagement Graduation Rate Additional Report

Although both Senate Bill 98 and Assembly Bill 130 suspended the publication of state indicators on the 2020 and 2021 California School Dashboards, these bills also required the reporting of valid and reliable data that would have been included in these Dashboards.

To meet this requirement, CDE has made available the Enrollment, Graduation Rate Additional Report and the College/Career Measures Report data available. All other reports are not available for 2020 and 2021.

2021 Graduation Rate by Student Group				
Student Group	Number of Students in the Graduation Rate	Number of Graduates	Number of Fifth Year Graduates	Graduation Rate
All Students				
English Learners				
Foster Youth				
Homeless				
Socioeconomically Disadvantaged				
Students with Disabilities				
African American				
American Indian or Alaska Native				
Asian				
Filipino				
Hispanic				
Native Hawaiian or Pacific Islander				
White				
Two or More Races				

Conclusions based on this data:

1.

School and Student Performance Data

Conditions & Climate Suspension Rate

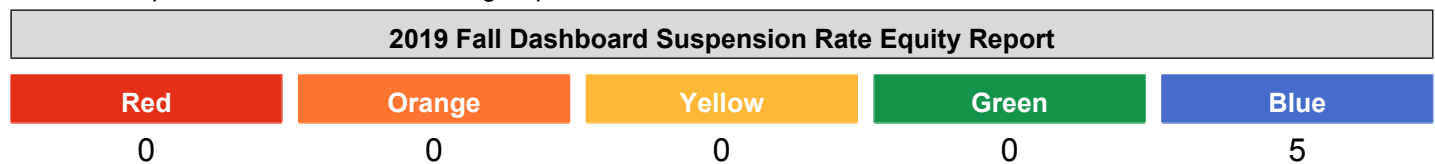
Although both Senate Bill 98 and Assembly Bill 130 suspended the publication of state indicators on the 2020 and 2021 California School Dashboards, these bills also required the reporting of valid and reliable data that would have been included in these Dashboards.

To meet this requirement, CDE has made available the Enrollment, Graduation Rate Additional Report and the College/Career Measures Report data available. All other reports are not available for 2020 and 2021, thus the most recent data (2019 Fall) is provided here.







The performance levels are color-coded and range from lowest-to-highest performance in the following order:









This section provides number of student groups in each color.



This section provides information about the percentage of students in kindergarten through grade 12 who have been suspended at least once in a given school year. Students who are suspended multiple times are only counted once.

2019 Fall Dashboard Suspension Rate for All Students/Student Group					
All Students	English Learners	Foster Youth	Homeless	Socioeconomically Disadvantaged	Students with Disabilities
 Blue	 Blue	 No Performance Color	 No Performance Color	 Blue	 Blue
0.2	0.6	0	0	0.2	0
Declined -0.9 604	Declined Significantly -1 172	14	Declined -6.3 16	Declined Significantly -1.1 443	Declined -3.5 100

2019 Fall Dashboard Suspension Rate by Race/Ethnicity

African American  No Performance Color Less than 11 Students - Data 7	American Indian	Asian  No Performance Color Less than 11 Students - Data 4	Filipino  No Performance Color Less than 11 Students - Data 9
Hispanic  Blue 0.2 Declined -0.7 547	Two or More Races  No Performance Color Less than 11 Students - Data 4	Pacific Islander	White  Blue 0 Declined -2.2 33

This section provides a view of the percentage of students who were suspended.

2019 Fall Dashboard Suspension Rate by Year

2017	2018	2019
	1.1	0.2

Conclusions based on this data:

1.

Goals, Strategies, & Proposed Expenditures

Complete a copy of the following table for each of the school's goals. Duplicate the table as needed.

Goal Subject

Proficiency in Reading/Language Arts and Mathematics

LEA/LCAP Goal

Through a collaborative, improvement-driven stance, Azusa USD will ensure all students achieve at grade level on California State Standards and that achievement gaps are reduced. We will prioritize emerging bilingual students' language acquisition, reclassification, and academic achievement.

Goal 1

By June 2022, all students, including all significant subgroups will increase scoring at or above grade level proficiency in the following: California Assessment of Student Performance and Progress (CAASPP) interim and formative assessment tools, Performance Tasks, District Benchmarks, Running Records, local reading assessments (iReady, STAR).

Identified Need

Annual Measurable Outcomes

Metric/Indicator	Baseline/Actual Outcome	Expected Outcome
SBAC ELA		
SBAC Math		
AUSD ELA Benchmark		
AUSD Math Benchmark		
STAR Assessment		

Complete a copy of the Strategy/Activity table for each of the school's strategies/activities. Duplicate the table, including Proposed Expenditures, as needed.

Strategy/Activity 1

Students to be Served by this Strategy/Activity

(Identify either All Students or one or more specific student groups)

All students

Strategy/Activity

Principal will monitor Common Core Standards implementation in all classrooms.

Proposed Expenditures for this Strategy/Activity

List the amount(s) and funding source(s) for the proposed expenditures. Specify the funding source(s) using one or more of the following: LCFF, Federal (if Federal identify the Title and Part, as applicable), Other State, and/or Local.

Amount(s)

Source(s)

Strategy/Activity 2

Students to be Served by this Strategy/Activity

(Identify either All Students or one or more specific student groups)

Strategy/Activity

English Learner parents will participate in training on how to support their students with implementation of common core standards.

Proposed Expenditures for this Strategy/Activity

List the amount(s) and funding source(s) for the proposed expenditures. Specify the funding source(s) using one or more of the following: LCFF, Federal (if Federal identify the Title and Part, as applicable), Other State, and/or Local.

Amount(s)

Source(s)

1000

LCFF - Supplemental

Strategy/Activity 3

Students to be Served by this Strategy/Activity

(Identify either All Students or one or more specific student groups)

Strategy/Activity

Principal will visit all classrooms weekly during ELA to monitor effective implementation of common core-aligned instructional strategies.

Proposed Expenditures for this Strategy/Activity

List the amount(s) and funding source(s) for the proposed expenditures. Specify the funding source(s) using one or more of the following: LCFF, Federal (if Federal identify the Title and Part, as applicable), Other State, and/or Local.

Amount(s)

Source(s)

Strategy/Activity 4

Students to be Served by this Strategy/Activity

(Identify either All Students or one or more specific student groups)

Strategy/Activity

Community Liaison will organize and facilitate parent workshops on adopted curriculum.

Proposed Expenditures for this Strategy/Activity

List the amount(s) and funding source(s) for the proposed expenditures. Specify the funding source(s) using one or more of the following: LCFF, Federal (if Federal identify the Title and Part, as applicable), Other State, and/or Local.

Amount(s)

Source(s)

1500.

LCFF - Supplemental
2000-2999: Classified Personnel Salaries

Strategy/Activity 5

Students to be Served by this Strategy/Activity

(Identify either All Students or one or more specific student groups)

Strategy/Activity

Ensure English Language Development minutes as follows: Kindergarten is 30 minutes and all First through Fifth is 45 minutes.

Proposed Expenditures for this Strategy/Activity

List the amount(s) and funding source(s) for the proposed expenditures. Specify the funding source(s) using one or more of the following: LCFF, Federal (if Federal identify the Title and Part, as applicable), Other State, and/or Local.

Amount(s)

Source(s)

Strategy/Activity 6

Students to be Served by this Strategy/Activity

(Identify either All Students or one or more specific student groups)

Strategy/Activity

Implement Common Core State Standards in all classes.

Proposed Expenditures for this Strategy/Activity

List the amount(s) and funding source(s) for the proposed expenditures. Specify the funding source(s) using one or more of the following: LCFF, Federal (if Federal identify the Title and Part, as applicable), Other State, and/or Local.

Amount(s)

Source(s)

Strategy/Activity 7

Students to be Served by this Strategy/Activity

(Identify either All Students or one or more specific student groups)

Strategy/Activity

Principal will participate in PD and coaching cycle within the PLC model to implement Common Core State Standards in all classes.

Proposed Expenditures for this Strategy/Activity

List the amount(s) and funding source(s) for the proposed expenditures. Specify the funding source(s) using one or more of the following: LCFF, Federal (if Federal identify the Title and Part, as applicable), Other State, and/or Local.

Amount(s)

Source(s)

Strategy/Activity 8

Students to be Served by this Strategy/Activity

(Identify either All Students or one or more specific student groups)

Strategy/Activity

Acquire collections of non-fiction text for all grades.

Proposed Expenditures for this Strategy/Activity

List the amount(s) and funding source(s) for the proposed expenditures. Specify the funding source(s) using one or more of the following: LCFF, Federal (if Federal identify the Title and Part, as applicable), Other State, and/or Local.

Amount(s)

5000

Source(s)

LCFF - Supplemental

Strategy/Activity 9

Students to be Served by this Strategy/Activity

(Identify either All Students or one or more specific student groups)

Strategy/Activity

Library Aide will provide support to students on selecting leveled reading.

Proposed Expenditures for this Strategy/Activity

List the amount(s) and funding source(s) for the proposed expenditures. Specify the funding source(s) using one or more of the following: LCFF, Federal (if Federal identify the Title and Part, as applicable), Other State, and/or Local.

Amount(s)

21,050.00

Source(s)

LCFF - Supplemental
2000-2999: Classified Personnel Salaries

Strategy/Activity 10

Students to be Served by this Strategy/Activity

(Identify either All Students or one or more specific student groups)

Strategy/Activity

Resource teacher will provide intervention services to identified Transitional Kindergarten through Fifth Grade students.

Proposed Expenditures for this Strategy/Activity

List the amount(s) and funding source(s) for the proposed expenditures. Specify the funding source(s) using one or more of the following: LCFF, Federal (if Federal identify the Title and Part, as applicable), Other State, and/or Local.

Amount(s)

36,452.00

Source(s)

LCFF - Supplemental
1000-1999: Certificated Personnel Salaries

23520	LCFF - Supplemental 1000-1999: Certificated Personnel Salaries
5692	LCFF - Supplemental 3000-3999: Employee Benefits

Strategy/Activity 11

Students to be Served by this Strategy/Activity

(Identify either All Students or one or more specific student groups)

Strategy/Activity

Utilizing supplementary material and technology in class and at home for CCSS implementation and SBAC readiness

Proposed Expenditures for this Strategy/Activity

List the amount(s) and funding source(s) for the proposed expenditures. Specify the funding source(s) using one or more of the following: LCFF, Federal (if Federal identify the Title and Part, as applicable), Other State, and/or Local.

Amount(s)

5000

Source(s)

LCFF - Supplemental
4000-4999: Books And Supplies

Strategy/Activity 12

Students to be Served by this Strategy/Activity

(Identify either All Students or one or more specific student groups)

Strategy/Activity

Teachers will participate in data driven, vertical planning PLC , three times a year for half day.
Teachers will work on Math and ELA, examining student work, and planning targeted instruction.

Proposed Expenditures for this Strategy/Activity

List the amount(s) and funding source(s) for the proposed expenditures. Specify the funding source(s) using one or more of the following: LCFF, Federal (if Federal identify the Title and Part, as applicable), Other State, and/or Local.

Amount(s)

6000.

Source(s)

LCFF - Supplemental
1000-1999: Certificated Personnel Salaries

800.

LCFF - Supplemental
3000-3999: Employee Benefits

Strategy/Activity 13

Students to be Served by this Strategy/Activity

(Identify either All Students or one or more specific student groups)

Strategy/Activity

Provide 30 minutes of daily intervention in grades Transitional Kinder- Fifth to identified students.

Proposed Expenditures for this Strategy/Activity

List the amount(s) and funding source(s) for the proposed expenditures. Specify the funding source(s) using one or more of the following: LCFF, Federal (if Federal identify the Title and Part, as applicable), Other State, and/or Local.

Amount(s)

Source(s)

Strategy/Activity 14

Students to be Served by this Strategy/Activity

(Identify either All Students or one or more specific student groups)

Strategy/Activity

Instructional aides will provide small group intervention for English Language Learners during Universal Access Time.

Proposed Expenditures for this Strategy/Activity

List the amount(s) and funding source(s) for the proposed expenditures. Specify the funding source(s) using one or more of the following: LCFF, Federal (if Federal identify the Title and Part, as applicable), Other State, and/or Local.

Amount(s)

Source(s)

Strategy/Activity 15

Students to be Served by this Strategy/Activity

(Identify either All Students or one or more specific student groups)

Strategy/Activity

Ensure sixty minutes of daily Math instruction using adopted curriculum at all grades (K-5).

Proposed Expenditures for this Strategy/Activity

List the amount(s) and funding source(s) for the proposed expenditures. Specify the funding source(s) using one or more of the following: LCFF, Federal (if Federal identify the Title and Part, as applicable), Other State, and/or Local.

Amount(s)

Source(s)

Strategy/Activity 16

Students to be Served by this Strategy/Activity

(Identify either All Students or one or more specific student groups)

Strategy/Activity

Ensure technology support and additional assistance for students who are working below grade level.

Proposed Expenditures for this Strategy/Activity

List the amount(s) and funding source(s) for the proposed expenditures. Specify the funding source(s) using one or more of the following: LCFF, Federal (if Federal identify the Title and Part, as applicable), Other State, and/or Local.

6,000.00	LCFF - Supplemental 4000-4999: Books And Supplies
----------	--

Strategy/Activity 17

Students to be Served by this Strategy/Activity

(Identify either All Students or one or more specific student groups)

Strategy/Activity

Provide 30 minutes of daily intervention in grades Transitional Kinder- Fifth to identified students.

Proposed Expenditures for this Strategy/Activity

List the amount(s) and funding source(s) for the proposed expenditures. Specify the funding source(s) using one or more of the following: LCFF, Federal (if Federal identify the Title and Part, as applicable), Other State, and/or Local.

Strategy/Activity 18

Students to be Served by this Strategy/Activity

(Identify either All Students or one or more specific student groups)

Strategy/Activity

Instructional Aides will provide small group intervention for English Language Learners during Universal Access Time.
Work with math exemplars will be integrated regularly into math instruction.

Proposed Expenditures for this Strategy/Activity

List the amount(s) and funding source(s) for the proposed expenditures. Specify the funding source(s) using one or more of the following: LCFF, Federal (if Federal identify the Title and Part, as applicable), Other State, and/or Local.

35000	LCFF - Supplemental 2000-2999: Classified Personnel Salaries
7000	LCFF - Supplemental 3000-3999: Employee Benefits

Strategy/Activity 19

Students to be Served by this Strategy/Activity

(Identify either All Students or one or more specific student groups)

Strategy/Activity

Resource Teacher will provide strategic Math intervention to targeted students from Second- Fifth Grades.

Proposed Expenditures for this Strategy/Activity

List the amount(s) and funding source(s) for the proposed expenditures. Specify the funding source(s) using one or more of the following: LCFF, Federal (if Federal identify the Title and Part, as applicable), Other State, and/or Local.

36,451.00	LCFF - Supplemental 1000-1999: Certificated Personnel Salaries Resource teacher salary
7000	LCFF 3000-3999: Employee Benefits Resource teacher salary

Strategy/Activity 20

Students to be Served by this Strategy/Activity

(Identify either All Students or one or more specific student groups)

Strategy/Activity

Principal will observe the instructional strategies using District common walk through protocol.

Proposed Expenditures for this Strategy/Activity

List the amount(s) and funding source(s) for the proposed expenditures. Specify the funding source(s) using one or more of the following: LCFF, Federal (if Federal identify the Title and Part, as applicable), Other State, and/or Local.

Strategy/Activity 21

Students to be Served by this Strategy/Activity

(Identify either All Students or one or more specific student groups)

Strategy/Activity

Teachers will participate in professional development to improve strategies to increase rigor in checking of understanding.

Proposed Expenditures for this Strategy/Activity

List the amount(s) and funding source(s) for the proposed expenditures. Specify the funding source(s) using one or more of the following: LCFF, Federal (if Federal identify the Title and Part, as applicable), Other State, and/or Local.

1325	LCFF - Supplemental 1000-1999: Certificated Personnel Salaries
------	---

Strategy/Activity 22

Students to be Served by this Strategy/Activity

(Identify either All Students or one or more specific student groups)

Strategy/Activity

Teachers will participate in professional development for academic language to build on academic language in all classrooms Transitional Kinder- Fifth.

Proposed Expenditures for this Strategy/Activity

List the amount(s) and funding source(s) for the proposed expenditures. Specify the funding source(s) using one or more of the following: LCFF, Federal (if Federal identify the Title and Part, as applicable), Other State, and/or Local.

Strategy/Activity 23

Students to be Served by this Strategy/Activity

(Identify either All Students or one or more specific student groups)

Strategy/Activity

Teachers will meet monthly during scheduled and protected collaboration time to analyze multiple measures of student achievement.

Proposed Expenditures for this Strategy/Activity

List the amount(s) and funding source(s) for the proposed expenditures. Specify the funding source(s) using one or more of the following: LCFF, Federal (if Federal identify the Title and Part, as applicable), Other State, and/or Local.

3000	LCFF - Supplemental 1000-1999: Certificated Personnel Salaries
------	---

Strategy/Activity 24

Students to be Served by this Strategy/Activity

(Identify either All Students or one or more specific student groups)

Strategy/Activity

Common Formative Assessments will be given bi monthly to all Second- Fifth Grade students using technology to access an electronic based item bank and Illuminate as a source of data collection.

Proposed Expenditures for this Strategy/Activity

List the amount(s) and funding source(s) for the proposed expenditures. Specify the funding source(s) using one or more of the following: LCFF, Federal (if Federal identify the Title and Part, as applicable), Other State, and/or Local.

2000	LCFF - Supplemental 1000-1999: Certificated Personnel Salaries
------	---

Strategy/Activity 25

Students to be Served by this Strategy/Activity

(Identify either All Students or one or more specific student groups)

Strategy/Activity

Teachers and Principal will communicate activities, events, student achievement and school information to parents and community.

Proposed Expenditures for this Strategy/Activity

List the amount(s) and funding source(s) for the proposed expenditures. Specify the funding source(s) using one or more of the following: LCFF, Federal (if Federal identify the Title and Part, as applicable), Other State, and/or Local.

760.00	LCFF - Supplemental 5000-5999: Services And Other Operating Expenditures
--------	---

Strategy/Activity 26

Students to be Served by this Strategy/Activity

(Identify either All Students or one or more specific student groups)

Strategy/Activity

Community Liaison will assist and support parents in student achievement and school participation.

Proposed Expenditures for this Strategy/Activity

List the amount(s) and funding source(s) for the proposed expenditures. Specify the funding source(s) using one or more of the following: LCFF, Federal (if Federal identify the Title and Part, as applicable), Other State, and/or Local.

15000	LCFF - Supplemental 2000-2999: Classified Personnel Salaries
5000	LCFF - Supplemental 3000-3999: Employee Benefits
8000	LCFF - Supplemental 2000-2999: Classified Personnel Salaries Extra hours

Strategy/Activity 27

Students to be Served by this Strategy/Activity

(Identify either All Students or one or more specific student groups)

Strategy/Activity

A Parent Center will be established to centralize and strengthen the home-school connection.

Proposed Expenditures for this Strategy/Activity

List the amount(s) and funding source(s) for the proposed expenditures. Specify the funding source(s) using one or more of the following: LCFF, Federal (if Federal identify the Title and Part, as applicable), Other State, and/or Local.

1000	LCFF 4000-4999: Books And Supplies
------	---------------------------------------

Goals, Strategies, & Proposed Expenditures

Complete a copy of the following table for each of the school's goals. Duplicate the table as needed.

Goal Subject

English Learner Progress

LEA/LCAP Goal

Through a collaborative, improvement-driven stance, Azusa USD will ensure all students achieve at grade level on California State Standards and that achievement gaps are reduced. We will prioritize emerging bilingual students' language acquisition, reclassification, and academic achievement.

Through a collaborative, improvement-driven stance, Azusa USD will address diversity, equity, and inclusion for all students, including diminishing systemic barriers and racism that exist and elevating culturally relevant teaching/learning.

Goal 2

By June 2020, English Learner's academic language development and achievement will increase as evidenced by these measures:

- the reclassification rate will increase
- the number of long-term English Learners (LTELs), or students at risk of becoming long term English Learners will decrease.

Identified Need

Annual Measurable Outcomes

Metric/Indicator	Baseline/Actual Outcome	Expected Outcome
------------------	-------------------------	------------------

Complete a copy of the Strategy/Activity table for each of the school's strategies/activities. Duplicate the table, including Proposed Expenditures, as needed.

Strategy/Activity 1

Students to be Served by this Strategy/Activity

(Identify either All Students or one or more specific student groups)

Strategy/Activity

All EL students will receive ELD. Students in Transitional Kindergarten-Kinder will receive an average of 30 minutes of ELD daily; students in grades 1-5 will receive an average of 45 minutes of ELD daily.

Proposed Expenditures for this Strategy/Activity

List the amount(s) and funding source(s) for the proposed expenditures. Specify the funding source(s) using one or more of the following: LCFF, Federal (if Federal identify the Title and Part, as applicable), Other State, and/or Local.

Amount(s)

Source(s)

Strategy/Activity 2

Students to be Served by this Strategy/Activity

(Identify either All Students or one or more specific student groups)

Strategy/Activity

ELD instruction will be provided using district- adopted, standards based ELD materials
Supplementary materials will be provided to specific ELD groups according to a ongoing needs assessments. The materials utilized will address the specific language needs of students based on their English levels.

Proposed Expenditures for this Strategy/Activity

List the amount(s) and funding source(s) for the proposed expenditures. Specify the funding source(s) using one or more of the following: LCFF, Federal (if Federal identify the Title and Part, as applicable), Other State, and/or Local.

Amount(s)

5,000.00

Source(s)

LCFF - Supplemental
4000-4999: Books And Supplies

Strategy/Activity 3

Students to be Served by this Strategy/Activity

(Identify either All Students or one or more specific student groups)

Strategy/Activity

Conduct a yearly inventory of ELD materials and replace missing components.

Proposed Expenditures for this Strategy/Activity

List the amount(s) and funding source(s) for the proposed expenditures. Specify the funding source(s) using one or more of the following: LCFF, Federal (if Federal identify the Title and Part, as applicable), Other State, and/or Local.

Amount(s)

Source(s)

Strategy/Activity 4

Students to be Served by this Strategy/Activity

(Identify either All Students or one or more specific student groups)

Strategy/Activity

Provide release time for teachers to monitor and analyze English Learner data and develop an intervention plan for students on an ongoing basis.

Proposed Expenditures for this Strategy/Activity

List the amount(s) and funding source(s) for the proposed expenditures. Specify the funding source(s) using one or more of the following: LCFF, Federal (if Federal identify the Title and Part, as applicable), Other State, and/or Local.

Amount(s)

Source(s)

3,000.00

LCFF - Supplemental
1000-1999: Certificated Personnel Salaries
subs

Strategy/Activity 5

Students to be Served by this Strategy/Activity

(Identify either All Students or one or more specific student groups)

Strategy/Activity

The Principal will provide teachers assessment reports and the access to technology to run their own reports for data analysis.

Proposed Expenditures for this Strategy/Activity

List the amount(s) and funding source(s) for the proposed expenditures. Specify the funding source(s) using one or more of the following: LCFF, Federal (if Federal identify the Title and Part, as applicable), Other State, and/or Local.

Amount(s)

Source(s)

Strategy/Activity 6

Students to be Served by this Strategy/Activity

(Identify either All Students or one or more specific student groups)

Strategy/Activity

School will develop a a systematic plan for overcoming academic deficits which includes targets for ELD assessments and reteaching strategies with interventions for targeted students.

Proposed Expenditures for this Strategy/Activity

List the amount(s) and funding source(s) for the proposed expenditures. Specify the funding source(s) using one or more of the following: LCFF, Federal (if Federal identify the Title and Part, as applicable), Other State, and/or Local.

Amount(s)

Source(s)

1,000.00

LCFF - Supplemental
1000-1999: Certificated Personnel Salaries

Strategy/Activity 7

Students to be Served by this Strategy/Activity

(Identify either All Students or one or more specific student groups)

Strategy/Activity

Principals will monitor ELD each assessment period and forward suggestions for any needed changes to teachers.

Proposed Expenditures for this Strategy/Activity

List the amount(s) and funding source(s) for the proposed expenditures. Specify the funding source(s) using one or more of the following: LCFF, Federal (if Federal identify the Title and Part, as applicable), Other State, and/or Local.

Amount(s)

Source(s)

Strategy/Activity 8

Students to be Served by this Strategy/Activity

(Identify either All Students or one or more specific student groups)

Strategy/Activity

Teachers in collaboration with EL contacts will complete a Plan for Overcoming Academic Deficits Catch Up Plan) for any English Learners identified as not meeting the expected achievement during the annual evaluation process.

Proposed Expenditures for this Strategy/Activity

List the amount(s) and funding source(s) for the proposed expenditures. Specify the funding source(s) using one or more of the following: LCFF, Federal (if Federal identify the Title and Part, as applicable), Other State, and/or Local.

Amount(s)

Source(s)

Strategy/Activity 9

Students to be Served by this Strategy/Activity

(Identify either All Students or one or more specific student groups)

Strategy/Activity

Students at grades 4 and up that have been enrolled 4 or more years and are not meeting expected achievement targets will be identified as at risk of becoming long term ELs.

Proposed Expenditures for this Strategy/Activity

List the amount(s) and funding source(s) for the proposed expenditures. Specify the funding source(s) using one or more of the following: LCFF, Federal (if Federal identify the Title and Part, as applicable), Other State, and/or Local.

Amount(s)

Source(s)

Strategy/Activity 10

Students to be Served by this Strategy/Activity

(Identify either All Students or one or more specific student groups)

Strategy/Activity

Principal will ensure that teachers are monitoring student progress for those students who have Catch Up Plans. Students are to be monitored at each grading period. Teachers will participate in Project GLAD professional development.

Proposed Expenditures for this Strategy/Activity

List the amount(s) and funding source(s) for the proposed expenditures. Specify the funding source(s) using one or more of the following: LCFF, Federal (if Federal identify the Title and Part, as applicable), Other State, and/or Local.

Amount(s)

Source(s)

Strategy/Activity 11

Students to be Served by this Strategy/Activity

(Identify either All Students or one or more specific student groups)

Strategy/Activity

Identify students who haven't progressed in their overall ELPAC scores for two years.

Proposed Expenditures for this Strategy/Activity

List the amount(s) and funding source(s) for the proposed expenditures. Specify the funding source(s) using one or more of the following: LCFF, Federal (if Federal identify the Title and Part, as applicable), Other State, and/or Local.

Amount(s)

Source(s)

Strategy/Activity 12

Students to be Served by this Strategy/Activity

(Identify either All Students or one or more specific student groups)

Strategy/Activity

Identify groups for ELPAC test Prep and oral language development.

Proposed Expenditures for this Strategy/Activity

List the amount(s) and funding source(s) for the proposed expenditures. Specify the funding source(s) using one or more of the following: LCFF, Federal (if Federal identify the Title and Part, as applicable), Other State, and/or Local.

Amount(s)

Source(s)

Strategy/Activity 13

Students to be Served by this Strategy/Activity

(Identify either All Students or one or more specific student groups)

Strategy/Activity

Provide teachers with professional development that includes academic language objectives and deep knowledge of ELPAC blueprints.

Proposed Expenditures for this Strategy/Activity

List the amount(s) and funding source(s) for the proposed expenditures. Specify the funding source(s) using one or more of the following: LCFF, Federal (if Federal identify the Title and Part, as applicable), Other State, and/or Local.

Amount(s)

Source(s)

Strategy/Activity 14

Students to be Served by this Strategy/Activity

(Identify either All Students or one or more specific student groups)

Strategy/Activity

Plan implementation of a program for academic language development for all students, including dual immersion students at the fourth and fifth grade levels.

Proposed Expenditures for this Strategy/Activity

List the amount(s) and funding source(s) for the proposed expenditures. Specify the funding source(s) using one or more of the following: LCFF, Federal (if Federal identify the Title and Part, as applicable), Other State, and/or Local.

Amount(s)	Source(s)
1,500.00	LCFF - Supplemental 1000-1999: Certificated Personnel Salaries Subs. for PLC

Strategy/Activity 15

Students to be Served by this Strategy/Activity

(Identify either All Students or one or more specific student groups)

Strategy/Activity

Review supplementary state adopted curriculum to be used in ELD classes and provide Professional Development for teachers of English Learners during the school year.

Proposed Expenditures for this Strategy/Activity

List the amount(s) and funding source(s) for the proposed expenditures. Specify the funding source(s) using one or more of the following: LCFF, Federal (if Federal identify the Title and Part, as applicable), Other State, and/or Local.

Amount(s)	Source(s)

Strategy/Activity 16

Students to be Served by this Strategy/Activity

(Identify either All Students or one or more specific student groups)

Strategy/Activity

Expand SIOP and GLAD planning and participation to all classroom teachers.

Proposed Expenditures for this Strategy/Activity

List the amount(s) and funding source(s) for the proposed expenditures. Specify the funding source(s) using one or more of the following: LCFF, Federal (if Federal identify the Title and Part, as applicable), Other State, and/or Local.

Amount(s)	Source(s)
3,000.00	LCFF - Supplemental 1000-1999: Certificated Personnel Salaries PLC

Strategy/Activity 17

Students to be Served by this Strategy/Activity

(Identify either All Students or one or more specific student groups)

Strategy/Activity

Identify students for extended school programs, including students who are potential LTELs.

Proposed Expenditures for this Strategy/Activity

List the amount(s) and funding source(s) for the proposed expenditures. Specify the funding source(s) using one or more of the following: LCFF, Federal (if Federal identify the Title and Part, as applicable), Other State, and/or Local.

Amount(s)	Source(s)
-----------	-----------

Strategy/Activity 18
Students to be Served by this Strategy/Activity
(Identify either All Students or one or more specific student groups)

Strategy/Activity

Identify curriculum components for intervention with a focus on academic language, writing skills and ELPAC prep. Proceed to purchase the materials needed for extended day/ intervention programs.

Proposed Expenditures for this Strategy/Activity
List the amount(s) and funding source(s) for the proposed expenditures. Specify the funding source(s) using one or more of the following: LCFF, Federal (if Federal identify the Title and Part, as applicable), Other State, and/or Local.

Amount(s)	Source(s)
800.00	LCFF - Supplemental 4000-4999: Books And Supplies

Strategy/Activity 19
Students to be Served by this Strategy/Activity
(Identify either All Students or one or more specific student groups)

Strategy/Activity

Identify teachers for extended day intervention programs, provide professional development that is needed.

Proposed Expenditures for this Strategy/Activity
List the amount(s) and funding source(s) for the proposed expenditures. Specify the funding source(s) using one or more of the following: LCFF, Federal (if Federal identify the Title and Part, as applicable), Other State, and/or Local.

Amount(s)	Source(s)
1,000.00	LCFF - Supplemental 1000-1999: Certificated Personnel Salaries

Strategy/Activity 20
Students to be Served by this Strategy/Activity
(Identify either All Students or one or more specific student groups)

Strategy/Activity

Analyze benchmark results for RFEP students

Proposed Expenditures for this Strategy/Activity

List the amount(s) and funding source(s) for the proposed expenditures. Specify the funding source(s) using one or more of the following: LCFF, Federal (if Federal identify the Title and Part, as applicable), Other State, and/or Local.

Amount(s)	Source(s)
-----------	-----------

Strategy/Activity 21

Students to be Served by this Strategy/Activity

(Identify either All Students or one or more specific student groups)

Strategy/Activity

Plan interventions for RFEP students with declining benchmark scores. Include in the plans considerations for extended support and additional language arts tutorial for TK-5 students. Target RFEPs for strategic interventions and provide after school intervention using supplementary materials.

Proposed Expenditures for this Strategy/Activity

List the amount(s) and funding source(s) for the proposed expenditures. Specify the funding source(s) using one or more of the following: LCFF, Federal (if Federal identify the Title and Part, as applicable), Other State, and/or Local.

Amount(s)	Source(s)
-----------	-----------

Strategy/Activity 22

Students to be Served by this Strategy/Activity

(Identify either All Students or one or more specific student groups)

Strategy/Activity

Consider/ Explore purchasing curriculum for use with RFEP students in need of strategic intervention. Provide professional development for teachers who will provide intervention support for RFEP strategic students.

Proposed Expenditures for this Strategy/Activity

List the amount(s) and funding source(s) for the proposed expenditures. Specify the funding source(s) using one or more of the following: LCFF, Federal (if Federal identify the Title and Part, as applicable), Other State, and/or Local.

Amount(s)	Source(s)
-----------	-----------

2,500.00	LCFF - Supplemental 4000-4999: Books And Supplies
----------	--

Strategy/Activity 23

Students to be Served by this Strategy/Activity

(Identify either All Students or one or more specific student groups)

Strategy/Activity

Provide training and/ or refreshed sessions in writing academic language objectives.

Proposed Expenditures for this Strategy/Activity

List the amount(s) and funding source(s) for the proposed expenditures. Specify the funding source(s) using one or more of the following: LCFF, Federal (if Federal identify the Title and Part, as applicable), Other State, and/or Local.

Amount(s) Source(s)

Strategy/Activity 24

Students to be Served by this Strategy/Activity

(Identify either All Students or one or more specific student groups)

Strategy/Activity

Examine trends in LTEL data and explore intervention that incorporates academic language objectives, academic vocabulary, reading fluency and comprehension and grammar support.

Proposed Expenditures for this Strategy/Activity

List the amount(s) and funding source(s) for the proposed expenditures. Specify the funding source(s) using one or more of the following: LCFF, Federal (if Federal identify the Title and Part, as applicable), Other State, and/or Local.

Amount(s) Source(s)

Strategy/Activity 25

Students to be Served by this Strategy/Activity

(Identify either All Students or one or more specific student groups)

Strategy/Activity

Proposed Expenditures for this Strategy/Activity

List the amount(s) and funding source(s) for the proposed expenditures. Specify the funding source(s) using one or more of the following: LCFF, Federal (if Federal identify the Title and Part, as applicable), Other State, and/or Local.

Amount(s) Source(s)

Strategy/Activity 26

Students to be Served by this Strategy/Activity

(Identify either All Students or one or more specific student groups)

Strategy/Activity

Proposed Expenditures for this Strategy/Activity

List the amount(s) and funding source(s) for the proposed expenditures. Specify the funding source(s) using one or more of the following: LCFF, Federal (if Federal identify the Title and Part, as applicable), Other State, and/or Local.

Amount(s) Source(s)

Strategy/Activity 27

Students to be Served by this Strategy/Activity

(Identify either All Students or one or more specific student groups)

Strategy/Activity

Proposed Expenditures for this Strategy/Activity

List the amount(s) and funding source(s) for the proposed expenditures. Specify the funding source(s) using one or more of the following: LCFF, Federal (if Federal identify the Title and Part, as applicable), Other State, and/or Local.

Amount(s) Source(s)

Strategy/Activity 28

Students to be Served by this Strategy/Activity

(Identify either All Students or one or more specific student groups)

Strategy/Activity

Proposed Expenditures for this Strategy/Activity

List the amount(s) and funding source(s) for the proposed expenditures. Specify the funding source(s) using one or more of the following: LCFF, Federal (if Federal identify the Title and Part, as applicable), Other State, and/or Local.

Amount(s) Source(s)

Strategy/Activity 29

Students to be Served by this Strategy/Activity

(Identify either All Students or one or more specific student groups)

Strategy/Activity

Proposed Expenditures for this Strategy/Activity

List the amount(s) and funding source(s) for the proposed expenditures. Specify the funding source(s) using one or more of the following: LCFF, Federal (if Federal identify the Title and Part, as applicable), Other State, and/or Local.

Amount(s) Source(s)

Strategy/Activity 30

Students to be Served by this Strategy/Activity

(Identify either All Students or one or more specific student groups)

Strategy/Activity

Proposed Expenditures for this Strategy/Activity

List the amount(s) and funding source(s) for the proposed expenditures. Specify the funding source(s) using one or more of the following: LCFF, Federal (if Federal identify the Title and Part, as applicable), Other State, and/or Local.

Amount(s) Source(s)

Annual Review

SPSA Year Reviewed: 2021-22

Respond to the following prompts relative to this goal. If the school is in the first year of implementing the goal, an analysis is not required and this section may be deleted.

ANALYSIS

Describe the overall implementation of the strategies/activities and the overall effectiveness of the strategies/activities to achieve the articulated goal.

Could not fully implement strategies due to Covid-19 closure; 30 day extension requested for the school plan

Briefly describe any major differences between the intended implementation and/or the budgeted expenditures to implement the strategies/activities to meet the articulated goal.

Could not fully implement strategies due to Covid-19 closure; 30 day extension requested for the school plan

Describe any changes that will be made to this goal, the annual outcomes, metrics, or strategies/activities to achieve this goal as a result of this analysis. Identify where those changes can be found in the SPSA.

Goals, Strategies, & Proposed Expenditures

Complete a copy of the following table for each of the school's goals. Duplicate the table as needed.

Goal Subject

College & Career Readiness

LEA/LCAP Goal

Through a collaborative, improvement-driven stance, Azusa USD will address the unique needs and abilities of all students, provide high-quality instruction and course offerings to ensure students are prepared for college enrollment and/or career transitions

Goal 3

By June 2020, the percentage of students on track to be college and career ready will increase.

Identified Need

Annual Measurable Outcomes

Metric/Indicator

Baseline/Actual Outcome

Expected Outcome

Complete a copy of the Strategy/Activity table for each of the school's strategies/activities. Duplicate the table, including Proposed Expenditures, as needed.

Strategy/Activity 1

Students to be Served by this Strategy/Activity

(Identify either All Students or one or more specific student groups)

Strategy/Activity

Purchase CCSS aligned materials and technology enhancements.

Proposed Expenditures for this Strategy/Activity

List the amount(s) and funding source(s) for the proposed expenditures. Specify the funding source(s) using one or more of the following: LCFF, Federal (if Federal identify the Title and Part, as applicable), Other State, and/or Local.

Amount(s)

Source(s)

LCFF

842,037

Strategy/Activity 2

Students to be Served by this Strategy/Activity

(Identify either All Students or one or more specific student groups)

Strategy/Activity

Provide summer school sections for students in need of extended learning opportunities- focus on enrolling EL students

Proposed Expenditures for this Strategy/Activity

List the amount(s) and funding source(s) for the proposed expenditures. Specify the funding source(s) using one or more of the following: LCFF, Federal (if Federal identify the Title and Part, as applicable), Other State, and/or Local.

Amount(s)

Source(s)

LCFF

278,811

Strategy/Activity 3

Students to be Served by this Strategy/Activity

(Identify either All Students or one or more specific student groups)

Strategy/Activity

Provide district staff and training to support site implementation of college and career programs.

Proposed Expenditures for this Strategy/Activity

List the amount(s) and funding source(s) for the proposed expenditures. Specify the funding source(s) using one or more of the following: LCFF, Federal (if Federal identify the Title and Part, as applicable), Other State, and/or Local.

Amount(s)

Source(s)

LCFF

125,680

Goals, Strategies, & Proposed Expenditures

Complete a copy of the following table for each of the school's goals. Duplicate the table as needed.

Goal Subject

Parent engagement and student and parent positive perception.

LEA/LCAP Goal

Through a collaborative, improvement-driven stance, Azusa USD will ensure engagement and leadership growth of parents/families and students. We will provide opportunities for collaborative relationships supporting student success and partnerships with families and our community.

Goal 4

By June 2020, Parent & Student Leadership, Engagement, and Positive Perception will increase.

Identified Need

Annual Measurable Outcomes

Metric/Indicator	Baseline/Actual Outcome	Expected Outcome
------------------	-------------------------	------------------

Complete a copy of the Strategy/Activity table for each of the school's strategies/activities. Duplicate the table, including Proposed Expenditures, as needed.

Strategy/Activity 1

Students to be Served by this Strategy/Activity

(Identify either All Students or one or more specific student groups)

Strategy/Activity

Increase and improve district communication and community outreach.

Proposed Expenditures for this Strategy/Activity

List the amount(s) and funding source(s) for the proposed expenditures. Specify the funding source(s) using one or more of the following: LCFF, Federal (if Federal identify the Title and Part, as applicable), Other State, and/or Local.

Amount(s)	Source(s)
	LCFF
	238,159

Strategy/Activity 2

Students to be Served by this Strategy/Activity

(Identify either All Students or one or more specific student groups)

Strategy/Activity

Provide Families in Schools program.

Proposed Expenditures for this Strategy/Activity

List the amount(s) and funding source(s) for the proposed expenditures. Specify the funding source(s) using one or more of the following: LCFF, Federal (if Federal identify the Title and Part, as applicable), Other State, and/or Local.

Amount(s)

Source(s)

88,373

LCFF

Strategy/Activity 3

Students to be Served by this Strategy/Activity

(Identify either All Students or one or more specific student groups)

Strategy/Activity

Provide foster youth and parent services.

Proposed Expenditures for this Strategy/Activity

List the amount(s) and funding source(s) for the proposed expenditures. Specify the funding source(s) using one or more of the following: LCFF, Federal (if Federal identify the Title and Part, as applicable), Other State, and/or Local.

Amount(s)

Source(s)

LCFF

2,000

Strategy/Activity 4

Students to be Served by this Strategy/Activity

(Identify either All Students or one or more specific student groups)

Strategy/Activity

Implement a parent and student engagement plan based upon school climate and safety surveys.

Proposed Expenditures for this Strategy/Activity

List the amount(s) and funding source(s) for the proposed expenditures. Specify the funding source(s) using one or more of the following: LCFF, Federal (if Federal identify the Title and Part, as applicable), Other State, and/or Local.

Amount(s)

Source(s)

LCFF

4,012

Strategy/Activity 5

Students to be Served by this Strategy/Activity

(Identify either All Students or one or more specific student groups)

Strategy/Activity

Improve school safety through professional development and supplies purchases.

Proposed Expenditures for this Strategy/Activity

List the amount(s) and funding source(s) for the proposed expenditures. Specify the funding source(s) using one or more of the following: LCFF, Federal (if Federal identify the Title and Part, as applicable), Other State, and/or Local.

Amount(s)

Source(s)

LCFF

50,000

Strategy/Activity 6

Students to be Served by this Strategy/Activity

(Identify either All Students or one or more specific student groups)

Strategy/Activity

Improve and increase use of Positive Behavior Intervention and Support.

Proposed Expenditures for this Strategy/Activity

List the amount(s) and funding source(s) for the proposed expenditures. Specify the funding source(s) using one or more of the following: LCFF, Federal (if Federal identify the Title and Part, as applicable), Other State, and/or Local.

Amount(s)

Source(s)

74,961

Strategy/Activity 7

Students to be Served by this Strategy/Activity

(Identify either All Students or one or more specific student groups)

Strategy/Activity

Provide counseling and behavior intervention.

Proposed Expenditures for this Strategy/Activity

List the amount(s) and funding source(s) for the proposed expenditures. Specify the funding source(s) using one or more of the following: LCFF, Federal (if Federal identify the Title and Part, as applicable), Other State, and/or Local.

Amount(s)

Source(s)

259,948

Strategy/Activity 8

Students to be Served by this Strategy/Activity

(Identify either All Students or one or more specific student groups)

Strategy/Activity

Provide increased health support for students.

Proposed Expenditures for this Strategy/Activity

List the amount(s) and funding source(s) for the proposed expenditures. Specify the funding source(s) using one or more of the following: LCFF, Federal (if Federal identify the Title and Part, as applicable), Other State, and/or Local.

Amount(s)

Source(s)

252,947

Strategy/Activity 9

Students to be Served by this Strategy/Activity

(Identify either All Students or one or more specific student groups)

Strategy/Activity

Provide increased and improved support to improve pupil engagement.

Proposed Expenditures for this Strategy/Activity

List the amount(s) and funding source(s) for the proposed expenditures. Specify the funding source(s) using one or more of the following: LCFF, Federal (if Federal identify the Title and Part, as applicable), Other State, and/or Local.

Amount(s)

Source(s)

523,167

Strategy/Activity 10

Students to be Served by this Strategy/Activity

(Identify either All Students or one or more specific student groups)

Strategy/Activity

Continue and increase participation in before- and after-school programs.

Proposed Expenditures for this Strategy/Activity

List the amount(s) and funding source(s) for the proposed expenditures. Specify the funding source(s) using one or more of the following: LCFF, Federal (if Federal identify the Title and Part, as applicable), Other State, and/or Local.

Amount(s)

Source(s)

93,793

Goals, Strategies, & Proposed Expenditures

Complete a copy of the following table for each of the school's goals. Duplicate the table as needed.

Goal Subject

Learning Environment and School Climate

LEA/LCAP Goal

Through a collaborative, improvement-driven stance, Azusa USD will provide students engaging, relevant, rigorous, and healthy 21st century learning environments. By cultivating school site systems, programs, and practices, we ensure positive school climates supportive of student wellness, emotional resilience, and attitudes of empathy, respect, and acceptance within each school.

Goal 5

By June 2020 the learning environment and school climate will improve for all students.

Identified Need

Annual Measurable Outcomes

Metric/Indicator	Baseline/Actual Outcome	Expected Outcome
------------------	-------------------------	------------------

Complete a copy of the Strategy/Activity table for each of the school's strategies/activities. Duplicate the table, including Proposed Expenditures, as needed.

Strategy/Activity 1

Students to be Served by this Strategy/Activity

(Identify either All Students or one or more specific student groups)

Strategy/Activity

Improve the rate of responsiveness beyond basic services on actions that improve the learning environment and school climate.

Proposed Expenditures for this Strategy/Activity

List the amount(s) and funding source(s) for the proposed expenditures. Specify the funding source(s) using one or more of the following: LCFF, Federal (if Federal identify the Title and Part, as applicable), Other State, and/or Local.

Amount(s)

Source(s)

LCFF

166,004

Strategy/Activity 2

Students to be Served by this Strategy/Activity

(Identify either All Students or one or more specific student groups)

Strategy/Activity

Enhance facilities.

Proposed Expenditures for this Strategy/Activity

List the amount(s) and funding source(s) for the proposed expenditures. Specify the funding source(s) using one or more of the following: LCFF, Federal (if Federal identify the Title and Part, as applicable), Other State, and/or Local.

Amount(s)

Source(s)

LCFF

5,706,916

Goals, Strategies, & Proposed Expenditures

Complete a copy of the following table for each of the school's goals. Duplicate the table as needed.

Goal Subject

LEA/LCAP Goal

Goal 6

Identified Need

Annual Measurable Outcomes

Metric/Indicator	Baseline/Actual Outcome	Expected Outcome
------------------	-------------------------	------------------

Complete a copy of the Strategy/Activity table for each of the school's strategies/activities. Duplicate the table, including Proposed Expenditures, as needed.

Strategy/Activity 1

Students to be Served by this Strategy/Activity

(Identify either All Students or one or more specific student groups)

Strategy/Activity

Proposed Expenditures for this Strategy/Activity

List the amount(s) and funding source(s) for the proposed expenditures. Specify the funding source(s) using one or more of the following: LCFF, Federal (if Federal identify the Title and Part, as applicable), Other State, and/or Local.

Budget Summary

Complete the table below. Schools may include additional information. Adjust the table as needed. The Budget Summary is required for schools funded through the ConApp, and/or that receive funds from the LEA for Comprehensive Support and Improvement (CSI).

Budget Summary

Description	Amount
Total Funds Provided to the School Through the Consolidated Application	\$
Total Federal Funds Provided to the School from the LEA for CSI	\$
Total Funds Budgeted for Strategies to Meet the Goals in the SPSA	\$251,350.00

Other Federal, State, and Local Funds

List the additional Federal programs that the school is including in the schoolwide program. Adjust the table as needed. If the school is not operating a Title I schoolwide program this section is not applicable and may be deleted.

Federal Programs	Allocation (\$)
------------------	-----------------

Subtotal of additional federal funds included for this school: \$

List the State and local programs that the school is including in the schoolwide program. Duplicate the table as needed.

State or Local Programs	Allocation (\$)
LCFF	\$8,000.00
LCFF - Supplemental	\$243,350.00

Subtotal of state or local funds included for this school: \$251,350.00

Total of federal, state, and/or local funds for this school: \$251,350.00

Budgeted Funds and Expenditures in this Plan

The tables below are provided to help the school track expenditures as they relate to funds budgeted to the school.

Funds Budgeted to the School by Funding Source

Funding Source	Amount	Balance
LCFF - Supplemental	243350	0.00

Expenditures by Funding Source

Funding Source	Amount
LCFF	8,000.00
LCFF - Supplemental	243,350.00

Expenditures by Budget Reference

Budget Reference	Amount
	6,000.00
1000-1999: Certificated Personnel Salaries	118,248.00
2000-2999: Classified Personnel Salaries	80,550.00
3000-3999: Employee Benefits	25,492.00
4000-4999: Books And Supplies	20,300.00
5000-5999: Services And Other Operating Expenditures	760.00

Expenditures by Budget Reference and Funding Source

Budget Reference	Funding Source	Amount
3000-3999: Employee Benefits	LCFF	7,000.00
4000-4999: Books And Supplies	LCFF	1,000.00
	LCFF - Supplemental	6,000.00
1000-1999: Certificated Personnel Salaries	LCFF - Supplemental	118,248.00
2000-2999: Classified Personnel Salaries	LCFF - Supplemental	80,550.00

3000-3999: Employee Benefits	LCFF - Supplemental	18,492.00
4000-4999: Books And Supplies	LCFF - Supplemental	19,300.00
5000-5999: Services And Other Operating Expenditures	LCFF - Supplemental	760.00

Expenditures by Goal

Goal Number	Total Expenditures
Goal 1	233,550.00
Goal 2	17,800.00

School Site Council Membership

California Education Code describes the required composition of the School Site Council (SSC). The SSC shall be composed of the principal and representatives of: teachers selected by teachers at the school; other school personnel selected by other school personnel at the school; parents of pupils attending the school selected by such parents; and, in secondary schools, pupils selected by pupils attending the school. The current make-up of the SSC is as follows:

- 1 School Principal
- 2 Classroom Teachers
- 1 Other School Staff
- 4 Parent or Community Members

Name of Members	Role
Victoria Velasquez	Principal
Kathleen Schaner	Other School Staff
Kathy Diaz	Classroom Teacher
Carolyn Rivera	Classroom Teacher
Mirrella Bautisa	Parent or Community Member
Maria Gamiz-Corona	Parent or Community Member

At elementary schools, the school site council must be constituted to ensure parity between (a) the principal, classroom teachers, and other school personnel, and (b) parents of students attending the school or other community members. Classroom teachers must comprise a majority of persons represented under section (a). At secondary schools there must be, in addition, equal numbers of parents or other community members selected by parents, and students. Members must be selected by their peer group.

Recommendations and Assurances

The School Site Council (SSC) recommends this school plan and proposed expenditures to the district governing board for approval and assures the board of the following:

The SSC is correctly constituted and was formed in accordance with district governing board policy and state law.

The SSC reviewed its responsibilities under state law and district governing board policies, including those board policies relating to material changes in the School Plan for Student Achievement (SPSA) requiring board approval.

The SSC sought and considered all recommendations from the following groups or committees before adopting this plan:

Signature

Committee or Advisory Group Name

English Learner Advisory Committee

The SSC reviewed the content requirements for school plans of programs included in this SPSA and believes all such content requirements have been met, including those found in district governing board policies and in the local educational agency plan.

This SPSA is based on a thorough analysis of student academic performance. The actions proposed herein form a sound, comprehensive, coordinated plan to reach stated school goals to improve student academic performance.

This SPSA was adopted by the SSC at a public meeting on 9-4-2020.

Attested:



Principal, Victoria Velasquez on

Instructions

The School Plan for Student Achievement (SPSA) is a strategic plan that maximizes the resources available to the school while minimizing duplication of effort with the ultimate goal of increasing student achievement. SPSA development should be aligned with and inform the Local Control and Accountability Plan process.

The SPSA consolidates all school-level planning efforts into one plan for programs funded through the consolidated application (ConApp), and for federal school improvement programs, including schoolwide programs, Comprehensive Support and Improvement (CSI), Targeted Support and Improvement (TSI), and Additional Targeted Support and Improvement (ATSI), pursuant to California Education Code (EC) Section 64001 and the Elementary and Secondary Education Act as amended by the Every Student Succeeds Act (ESSA). This template is designed to meet schoolwide program planning requirements. It also notes how to meet CSI, TSI, or ATSI requirements, as applicable.

California's ESSA State Plan supports the state's approach to improving student group performance through the utilization of federal resources. Schools use the SPSA to document their approach to maximizing the impact of federal investments in support of underserved students. The implementation of ESSA in California presents an opportunity for schools to innovate with their federally-funded programs and align them with the priority goals of the school and the LEA that are being realized under the state's Local Control Funding Formula (LCFF).

The LCFF provides schools and LEAs flexibility to design programs and provide services that meet the needs of students in order to achieve readiness for college, career, and lifelong learning. The SPSA planning process supports continuous cycles of action, reflection, and improvement. Consistent with EC 65001, the Schoolsite Council (SSC) is required to develop and annually review the SPSA, establish an annual budget, and make modifications to the plan that reflect changing needs and priorities, as applicable.

For questions related to specific sections of the template, please see instructions below:

Instructions: Linked Table of Contents

The SPSA template meets the requirements of schoolwide planning (SWP). Each section also contains a notation of how to meet CSI, TSI, or ATSI requirements.

[Stakeholder Involvement](#)

[Goals, Strategies, & Proposed Expenditures](#)

[Planned Strategies/Activities](#)

[Annual Review and Update](#)

[Budget Summary](#)

[Appendix A: Plan Requirements for Title I Schoolwide Programs](#)

[Appendix B: Plan Requirements for Schools to Meet Federal School Improvement Planning Requirements](#)

[Appendix C: Select State and Federal Programs](#)

For additional questions or technical assistance related to LEA and school planning, please contact the Local Agency Systems Support Office, at LCFF@cde.ca.gov.

For programmatic or policy questions regarding Title I schoolwide planning, please contact the local educational agency, or the CDE's Title I Policy and Program Guidance Office at TITLEI@cde.ca.gov.

For questions or technical assistance related to meeting federal school improvement planning requirements (for CSI, TSI, and ATSI), please contact the CDE's School Improvement and Support Office at SISO@cde.ca.gov.

Purpose and Description

Schools identified for Comprehensive Support and Improvement (CSI), Targeted Support and Improvement (TSI), or Additional Targeted Support and Improvement (ATSI) must respond to the following prompts. A school that has not been identified for CSI, TSI, or ATSI may delete the Purpose and Description prompts.

Purpose

Briefly describe the purpose of this plan by selecting from Schoolwide Program, Comprehensive Support and Improvement, Targeted Support and Improvement, or Additional Targeted Support and Improvement)

Description

Briefly describe the school's plan for effectively meeting ESSA requirements in alignment with the Local Control and Accountability Plan and other federal, state, and local programs.

Stakeholder Involvement

Meaningful involvement of parents, students, and other stakeholders is critical to the development of the SPSA and the budget process. Schools must share the SPSA with school site-level advisory groups, as applicable (e.g., English Learner Advisory committee, student advisory groups, tribes and tribal organizations present in the community, as appropriate, etc.) and seek input from these advisory groups in the development of the SPSA.

The Stakeholder Engagement process is an ongoing, annual process. Describe the process used to involve advisory committees, parents, students, school faculty and staff, and the community in the development of the SPSA and the annual review and update.

[This section meets the requirements for TSI and ATSI.]

[When completing this section for CSI, the LEA shall partner with the school in the development and implementation of this plan.]

Resource Inequities

Schools eligible for CSI or ATSI must identify resource inequities, which may include a review of LEA- and school-level budgeting as a part of the required needs assessment. Identified resource inequities must be addressed through implementation of the CSI or ATSI plan. Briefly identify and describe any resource inequities identified as a result of the required needs assessment and summarize how the identified resource inequities are addressed in the SPSA.

[This section meets the requirements for CSI and ATSI. If the school is not identified for CSI or ATSI this section is not applicable and may be deleted.]

Goals, Strategies, Expenditures, & Annual Review

In this section a school provides a description of the annual goals to be achieved by the school. This section also includes descriptions of the specific planned strategies/activities a school will take to meet the identified goals, and a description of the expenditures required to implement the specific strategies and activities.

Goal

State the goal. A goal is a broad statement that describes the desired result to which all strategies/activities are directed. A goal answers the question: What is the school seeking to achieve?

It can be helpful to use a framework for writing goals such as the S.M.A.R.T. approach. A S.M.A.R.T. goal is one that is **S**pecific, **M**asurable, **A**chievable, **R**ealistic, and **T**ime-bound. A level of specificity is needed in order to measure performance relative to the goal as well as to assess whether it is reasonably achievable. Including time constraints, such as milestone dates, ensures a realistic approach that supports student success.

A school may number the goals using the “Goal #” for ease of reference.

[When completing this section for CSI, TSI, and ATSI, improvement goals shall align to the goals, actions, and services in the LEA LCAP.]

Identified Need

Describe the basis for establishing the goal. The goal should be based upon an analysis of verifiable state data, including local and state indicator data from the California School Dashboard (Dashboard) and data from the School Accountability Report Card, including local data voluntarily collected by districts to measure pupil achievement.

[Completing this section fully addresses all relevant federal planning requirements]

Annual Measurable Outcomes

Identify the metric(s) and/or state indicator(s) that the school will use as a means of evaluating progress toward accomplishing the goal. A school may identify metrics for specific student groups. Include in the baseline column the most recent data associated with the metric or indicator available at the time of adoption of the SPSA. The most recent data associated with a metric or indicator includes data reported in the annual update of the SPSA. In the subsequent Expected Outcome column, identify the progress the school intends to make in the coming year.

[When completing this section for CSI the school must include school-level metrics related to the metrics that led to the school’s identification.]

[When completing this section for TSI/ATSI the school must include metrics related to the specific student group(s) that led to the school’s identification.]

Strategies/Activities

Describe the strategies and activities being provided to meet the described goal. A school may number the strategy/activity using the “Strategy/Activity #” for ease of reference.

Planned strategies/activities address the findings of the needs assessment consistent with state priorities and resource inequities, which may have been identified through a review of the local educational agency's budgeting, its local control and accountability plan, and school-level budgeting, if applicable.

[When completing this section for CSI, TSI, and ATSI, this plan shall include evidence-based interventions and align to the goals, actions, and services in the LEA LCAP.]

[When completing this section for CSI and ATSI, this plan shall address through implementation, identified resource inequities, which may have been identified through a review of LEA- and school-level budgeting.]

Students to be Served by this Strategy/Activity

Indicate in this box which students will benefit from the strategies/activities by indicating "All Students" or listing one or more specific student group(s) to be served.

[This section meets the requirements for CSI.]

[When completing this section for TSI and ATSI, at a minimum, the student groups to be served shall include the student groups that are consistently underperforming, for which the school received the TSI or ATSI designation. For TSI, a school may focus on all students or the student group(s) that led to identification based on the evidence-based interventions selected.]

Proposed Expenditures for this Strategy/Activity

For each strategy/activity, list the amount(s) and funding source(s) for the proposed expenditures for the school year to implement these strategies/activities. Specify the funding source(s) using one or more of the following: LCFF, Federal (if Federal, identify the Title and Part, as applicable), Other State, and/or Local.

Proposed expenditures that are included more than once in a SPSA should be indicated as a duplicated expenditure and include a reference to the goal and strategy/activity where the expenditure first appears in the SPSA. Pursuant to Education Code, Section 64001(g)(3)(C), proposed expenditures, based on the projected resource allocation from the governing board or governing body of the LEA, to address the findings of the needs assessment consistent with the state priorities including identifying resource inequities which may include a review of the LEA's budgeting, its LCAP, and school-level budgeting, if applicable.

[This section meets the requirements for CSI, TSI, and ATSI.]

[NOTE: Federal funds for CSI shall not be used in schools identified for TSI or ATSI. In addition, funds for CSI shall not be used to hire additional permanent staff.]

Annual Review

In the following Analysis prompts, identify any material differences between what was planned and what actually occurred as well as significant changes in strategies/activities and/ or expenditures from the prior year. This annual review and analysis should be the basis for decision-making and updates to the plan.

Analysis

Using actual outcome data, including state indicator data from the Dashboard, analyze whether the planned strategies/activities were effective in achieving the goal. Respond to the prompts as instructed. Respond to the following prompts relative to this goal. If the school is in the first year of implementing the goal the Annual Review section is not required and this section may be deleted.

- Describe the overall implementation of the strategies/activities and the overall effectiveness of the strategies/activities to achieve the articulated goal.
- Briefly describe any major differences between either/or the intended implementation or the budgeted expenditures to implement the strategies/activities to meet the articulated goal.
- Describe any changes that will be made to the goal, expected annual measurable outcomes, metrics/indicators, or strategies/activities to achieve this goal as a result of this analysis and analysis of the data provided in the Dashboard, as applicable. Identify where those changes can be found in the SPSA.

[When completing this section for CSI, TSI, or ATSI, any changes made to the goals, annual measurable outcomes, metrics/indicators, or strategies/activities, shall meet the CSI, TSI, or ATSI planning requirements. CSI, TSI, and ATSI planning requirements are listed under each section of the Instructions. For example, as a result of the Annual Review and Update, if changes are made to a goal(s), see the Goal section for CSI, TSI, and ATSI planning requirements.]

Budget Summary

In this section a school provides a brief summary of the funding allocated to the school through the ConApp and/or other funding sources as well as the total amount of funds for proposed expenditures described in the SPSA. The Budget Summary is required for schools funded through the ConApp and that receive federal funds for CSI. If the school is not operating a Title I schoolwide program this section is not applicable and may be deleted.

From its total allocation for CSI, the LEA may distribute funds across its schools that meet the criteria for CSI to support implementation of this plan. In addition, the LEA may retain a portion of its total allocation to support LEA-level expenditures that are directly related to serving schools eligible for CSI.

Budget Summary

A school receiving funds allocated through the ConApp should complete the Budget Summary as follows:

- **Total Funds Provided to the School Through the Consolidated Application:** This amount is the total amount of funding provided to the school through the ConApp for the school year. The school year means the fiscal year for which a SPSA is adopted or updated.
- **Total Funds Budgeted for Strategies to Meet the Goals in the SPSA:** This amount is the total of the proposed expenditures from all sources of funds associated with the strategies/activities reflected in the SPSA. To the extent strategies/activities and/or proposed expenditures are listed in the SPSA under more than one goal, the expenditures should be counted only once.

A school receiving federal funds for CSI should complete the Budget Summary as follows:

- Total Federal Funds Provided to the School from the LEA for CSI: This amount is the total amount of funding provided to the school from the LEA.

[NOTE: Federal funds for CSI shall not be used in schools eligible for TSI or ATSI. In addition, funds for CSI shall not be used to hire additional permanent staff.]

Appendix A: Plan Requirements

Schoolwide Program Requirements

This School Plan for Student Achievement (SPSA) template meets the requirements of a schoolwide program plan. The requirements below are for planning reference.

A school that operates a schoolwide program and receives funds allocated through the ConApp is required to develop a SPSA. The SPSA, including proposed expenditures of funds allocated to the school through the ConApp, must be reviewed annually and updated by the SSC. The content of a SPSA must be aligned with school goals for improving student achievement.

Requirements for Development of the Plan

- I. The development of the SPSA shall include both of the following actions:
 - A. Administration of a comprehensive needs assessment that forms the basis of the school's goals contained in the SPSA.
 1. The comprehensive needs assessment of the entire school shall:
 - a. Include an analysis of verifiable state data, consistent with all state priorities as noted in Sections 52060 and 52066, and informed by all indicators described in Section 1111(c)(4)(B) of the federal Every Student Succeeds Act, including pupil performance against state-determined long-term goals. The school may include data voluntarily developed by districts to measure pupil outcomes (described in the Identified Need); and
 - b. Be based on academic achievement information about all students in the school, including all groups under §200.13(b)(7) and migratory children as defined in section 1309(2) of the ESEA, relative to the State's academic standards under §200.1 to—
 - i. Help the school understand the subjects and skills for which teaching and learning need to be improved; and
 - ii. Identify the specific academic needs of students and groups of students who are not yet achieving the State's academic standards; and
 - iii. Assess the needs of the school relative to each of the components of the schoolwide program under §200.28.
 - iv. Develop the comprehensive needs assessment with the participation of individuals who will carry out the schoolwide program plan.
 - v. Document how it conducted the needs assessment, the results it obtained, and the conclusions it drew from those results.
 - B. Identification of the process for evaluating and monitoring the implementation of the SPSA and progress towards accomplishing the goals set forth in the SPSA (described in the Expected Annual Measurable Outcomes and Annual Review and Update).

Requirements for the Plan

- II. The SPSA shall include the following:
 - A. Goals set to improve pupil outcomes, including addressing the needs of student groups as identified through the needs assessment.

- B. Evidence-based strategies, actions, or services (described in Strategies and Activities)
1. A description of the strategies that the school will be implementing to address school needs, including a description of how such strategies will--
 - a. provide opportunities for all children including each of the subgroups of students to meet the challenging state academic standards
 - b. use methods and instructional strategies that:
 - i. strengthen the academic program in the school,
 - ii. increase the amount and quality of learning time, and
 - iii. provide an enriched and accelerated curriculum, which may include programs, activities, and courses necessary to provide a well-rounded education.
 - c. Address the needs of all children in the school, but particularly the needs of those at risk of not meeting the challenging State academic standards, so that all students demonstrate at least proficiency on the State's academic standards through activities which may include:
 - i. strategies to improve students' skills outside the academic subject areas;
 - ii. preparation for and awareness of opportunities for postsecondary education and the workforce;
 - iii. implementation of a schoolwide tiered model to prevent and address problem behavior;
 - iv. professional development and other activities for teachers, paraprofessionals, and other school personnel to improve instruction and use of data; and
 - v. strategies for assisting preschool children in the transition from early childhood education programs to local elementary school programs.
- C. Proposed expenditures, based on the projected resource allocation from the governing board or body of the local educational agency (may include funds allocated via the ConApp, federal funds for CSI, any other state or local funds allocated to the school), to address the findings of the needs assessment consistent with the state priorities, including identifying resource inequities, which may include a review of the LEAs budgeting, it's LCAP, and school-level budgeting, if applicable (described in Proposed Expenditures and Budget Summary). Employees of the schoolwide program may be deemed funded by a single cost objective.
- D. A description of how the school will determine if school needs have been met (described in the Expected Annual Measurable Outcomes and the Annual Review and Update).
1. Annually evaluate the implementation of, and results achieved by, the schoolwide program, using data from the State's annual assessments and other indicators of academic achievement;
 2. Determine whether the schoolwide program has been effective in increasing the achievement of students in meeting the State's academic standards, particularly for those students who had been furthest from achieving the standards; and
 3. Revise the plan, as necessary, based on the results of the evaluation, to ensure continuous improvement of students in the schoolwide program.

- E. A description of how the school will ensure parental involvement in the planning, review, and improvement of the schoolwide program plan (described in Stakeholder Involvement and/or Strategies/Activities).
- F. A description of the activities the school will include to ensure that students who experience difficulty attaining proficient or advanced levels of academic achievement standards will be provided with effective, timely additional support, including measures to
 - 1. Ensure that those students' difficulties are identified on a timely basis; and
 - 2. Provide sufficient information on which to base effective assistance to those students.
- G. For an elementary school, a description of how the school will assist preschool students in the successful transition from early childhood programs to the school.
- H. A description of how the school will use resources to carry out these components (described in the Proposed Expenditures for Strategies/Activities).
- I. A description of any other activities and objectives as established by the SSC (described in the Strategies/Activities).

Authority Cited: S Title 34 of the Code of Federal Regulations (34 CFR), sections 200.25-26, and 200.29, and sections-1114(b)(7)(A)(i)-(iii) and 1118(b) of the ESEA. EC sections 6400 et. seq.

Appendix B:

Plan Requirements for School to Meet Federal School Improvement Planning Requirements

For questions or technical assistance related to meeting Federal School Improvement Planning Requirements, please contact the CDE's School Improvement and Support Office at SISO@cde.ca.gov.

Comprehensive Support and Improvement

The LEA shall partner with stakeholders (including principals and other school leaders, teachers, and parents) to locally develop and implement the CSI plan for the school to improve student outcomes, and specifically address the metrics that led to eligibility for CSI (Stakeholder Involvement).

The CSI plan shall:

1. Be informed by all state indicators, including student performance against state-determined long-term goals (Goal, Identified Need, Expected Annual Measurable Outcomes, Annual Review and Update, as applicable);
2. Include evidence-based interventions (Strategies/Activities, Annual Review and Update, as applicable) (For resources related to evidence-based interventions, see the U.S. Department of Education's "Using Evidence to Strengthen Education Investments" at <https://www2.ed.gov/policy/elsec/leg/essa/guidanceusesinvestment.pdf>);
3. Be based on a school-level needs assessment (Goal, Identified Need, Expected Annual Measurable Outcomes, Annual Review and Update, as applicable); and
4. Identify resource inequities, which may include a review of LEA- and school-level budgeting, to be addressed through implementation of the CSI plan (Goal, Identified Need, Expected Annual Measurable Outcomes, Planned Strategies/Activities; and Annual Review and Update, as applicable).

Authority Cited: Sections 1003(e)(1)(A), 1003(i), 1111(c)(4)(B), and 1111(d)(1) of the ESSA.

Targeted Support and Improvement

In partnership with stakeholders (including principals and other school leaders, teachers, and parents) the school shall develop and implement a school-level TSI plan to improve student outcomes for each subgroup of students that was the subject of identification (Stakeholder Involvement).

The TSI plan shall:

1. Be informed by all state indicators, including student performance against state-determined long-term goals (Goal, Identified Need, Expected Annual Measurable Outcomes, Annual Review and Update, as applicable); and
2. Include evidence-based interventions (Planned Strategies/Activities, Annual Review and Update, as applicable). (For resources related to evidence-based interventions, see the U.S. Department of Education's "Using Evidence to Strengthen Education Investments" <https://www2.ed.gov/policy/elsec/leg/essa/guidanceusesinvestment.pdf>.)

Authority Cited: Sections 1003(e)(1)(B), 1003(i), 1111(c)(4)(B) and 1111(d)(2) of the ESSA.

Additional Targeted Support and Improvement

A school identified for ATSI shall:

1. Identify resource inequities, which may include a review of LEA- and school-level budgeting, which will be addressed through implementation of its TSI plan (Goal, Identified Need, Expected Annual Measurable Outcomes, Planned Strategies/Activities, and Annual Review and Update, as applicable).

Authority Cited: Sections 1003(e)(1)(B), 1003(i), 1111(c)(4)(B), and 1111(d)(2)(c) of the ESSA.

Single School Districts and Charter Schools Identified for School Improvement

Single school districts (SSDs) or charter schools that are identified for CSI, TSI, or ATSI, shall develop a SPSA that addresses the applicable requirements above as a condition of receiving funds (EC Section 64001[a] as amended by Assembly Bill [AB] 716, effective January 1, 2019).

However, a SSD or a charter school may streamline the process by combining state and federal requirements into one document which may include the local control and accountability plan (LCAP) and all federal planning requirements, provided that the combined plan is able to demonstrate that the legal requirements for each of the plans is met (EC Section 52062[a] as amended by AB 716, effective January 1, 2019).

Planning requirements for single school districts and charter schools choosing to exercise this option are available in the LCAP Instructions.

Authority Cited: EC sections 52062(a) and 64001(a), both as amended by AB 716, effective January 1, 2019.

Appendix C: Select State and Federal Programs

For a list of active programs, please see the following links:

Programs included on the Consolidated Application: <https://www.cde.ca.gov/fg/aa/co/>

ESSA Title I, Part A: School Improvement: <https://www.cde.ca.gov/sp/sw/t1/schoolsupport.asp>

Available Funding: <https://www.cde.ca.gov/fg/fo/af/>

Developed by the California Department of Education, January 2019