



2021-2022 LCAP January Update

Azusa Unified School District



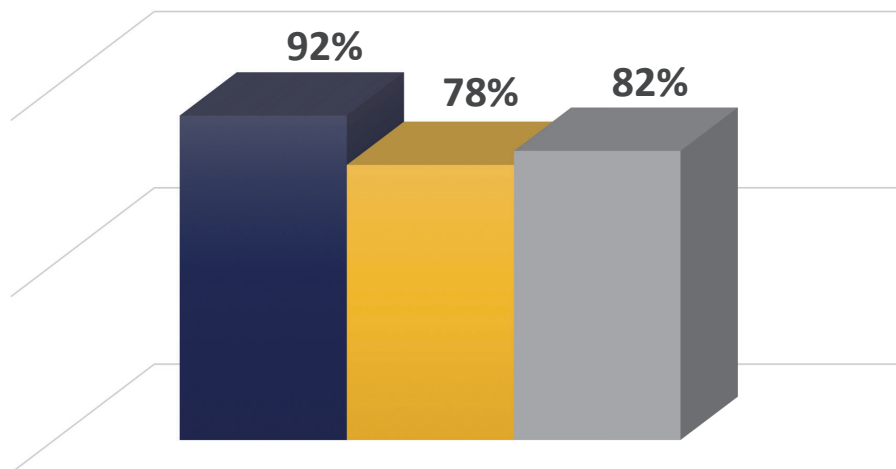
Through a collaborative, improvement-driven approach, Azusa USD will provide students engaging, relevant, rigorous, and innovative 21st-century learning environments. By cultivating school site systems, programs, and practices, we ensure positive, safe school climates supportive of student academic growth; wellness; emotional resilience; and attitudes of empathy, respect, and acceptance within our AUSD community.

Goal 1 Metrics

- BASIC SERVICES
 - Standards-aligned instructional materials = 100%
 - Average school facility ratings = 82%
- DISTRICT ANNUAL YOUTHTRUTH SURVEY
 - Parents' sense of safety on campuses = 79%
 - Students' sense of safety on campuses = 79%
 - Students' sense of being challenged by coursework
 - High School = 3.81/5
 - Middle School = 3.71/5
 - Elementary School = 2.60/5

Goal 1 Metrics

2021-2022 PROFESSIONAL LEARNING COMMUNITY OUTCOMES



- Monthly PLC Rate
- Percent PLCs using data
- Percent PLCs leading to instructional outcomes



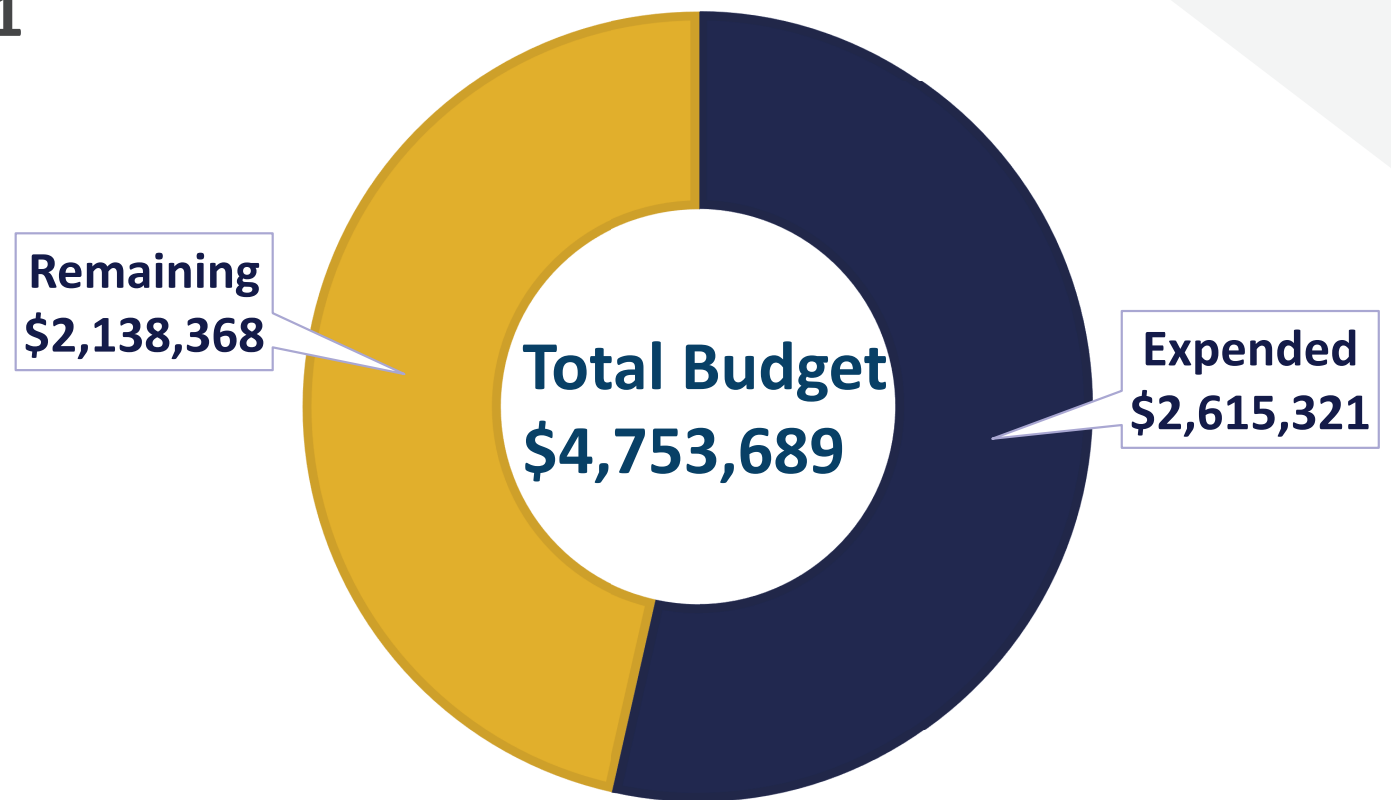
Goal 1 Actions & Services

- ✓ Professional learning opportunities
- ✓ Course offerings
- ✓ Procurements
- ✓ Program implementation

Goal 1 Expenditures

Supplemental & Concentration Funds

December 2021





The LCAP In Action



Paramount Elementary Robotics



Through a collaborative, improvement-driven approach, Azusa USD will ensure engagement and leadership growth of parents/families and students. We will provide opportunities for collaborative relationships supporting student success and partnerships with families and our community.

Goal 2 Metrics

- **STUDENT ENGAGEMENT**

- Attendance Rate = 91%
- Suspension Rate = 1%
- Expulsion Rate = 0%

- **DISTRICT ANNUAL YOUTHTRUTH SURVEY**

- Parents feel involved in decision-making
 - All = 66%
 - Elementary = 68%
 - Middle – 62%
 - High School = 63%
- Parents recommend AUSD schools
 - All = 69%
 - Elementary = 73%
 - Middle – 59%
 - High School = 67%

- Degree students feel connected/belong

- Elementary = 67%
- Middle = 46%
- High School = 36%

- Student Voice is heard

- Percent of students with positive response = 47%

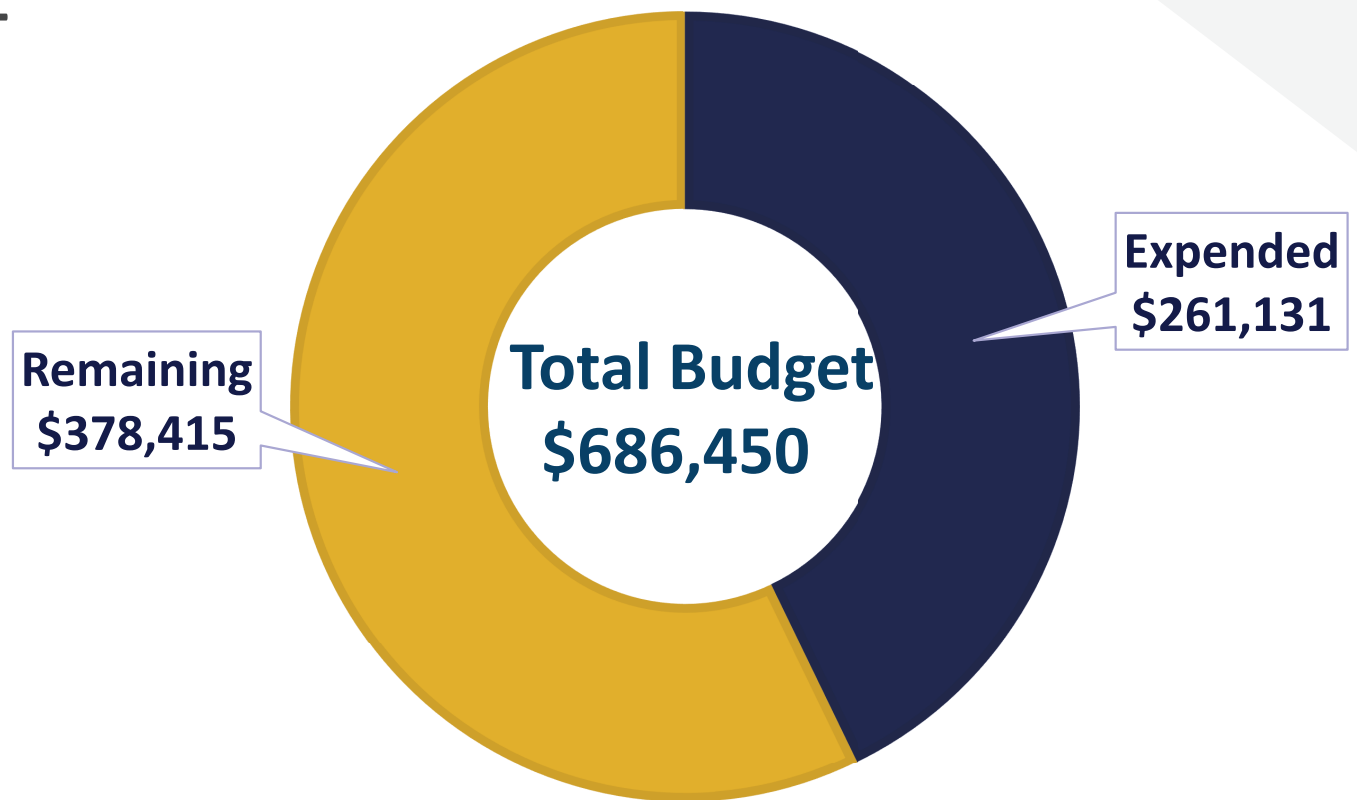
Goal 2 Actions & Services

- ✓ Professional learning opportunities for parents and staff
- ✓ Communication enhancements
- ✓ Procurements
- ✓ Program implementation

Goal 2 Expenditures

Supplemental & Concentration Funds

December 2021





The LCAP In Action

Parent Engagement

Mrs. Luz Fernandez



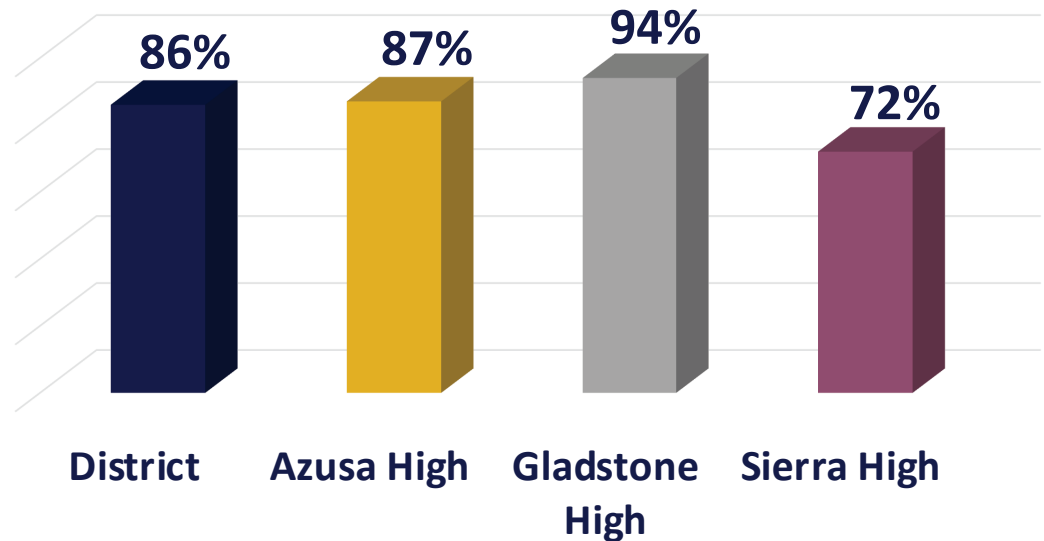


Through a collaborative, improvement-driven approach, Azusa USD will address the unique needs and abilities of all students, provide high-quality instruction and course offerings, and narrow college/career readiness gaps between student groups to ensure students are prepared for college enrollment and career transitions.

Goal 3 Metrics

- **2021 Graduates: Seal of Biliteracy**
AHS = 23%
GHS = 20%
- **2021 Graduates: CTE Completers**
AHS = 12%
GHS = 15%

- **Graduation Rate**
2021 4-year adjusted cohort



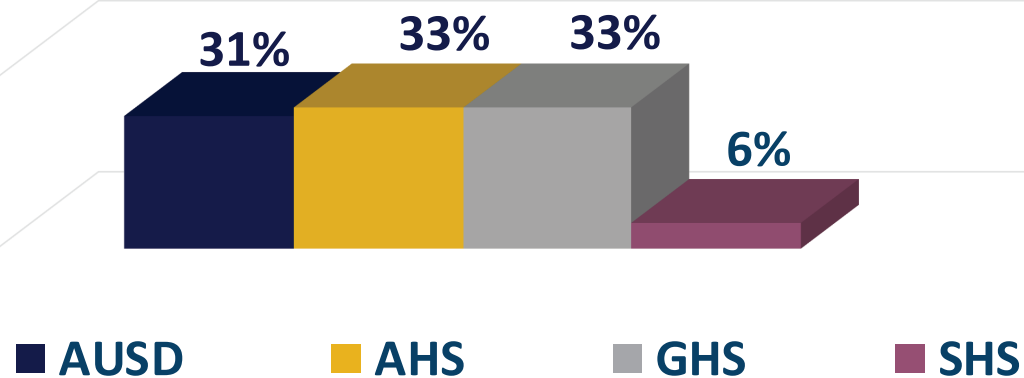
Goal 3 Metrics

- **2021 Graduates Meeting UC/CSU Entrance Course Requirements (a-g)**
 - District = 38%
 - AHS = 49%
 - GHS = 44%
- **Advanced Placement Exam**
 - Pass Rate = 26%
 - International Baccalaureate Exam Pass Rate = 79%
- **Early College Program**
 - Seniors Earning 30+ Units
- **Percent of high school students participating in college preparatory programs (AP, IB, ECP/Dual Enrollment)**
 - AUSD = 31%
 - AHS = 33%
 - GHS = 33%
 - SHS = 6%

Goal 3 Metrics

COLLEGE & CAREER READINESS

Percent of high school students participating
in college preparatory programs
(AP, IB, ECP/Dual Enrollment)



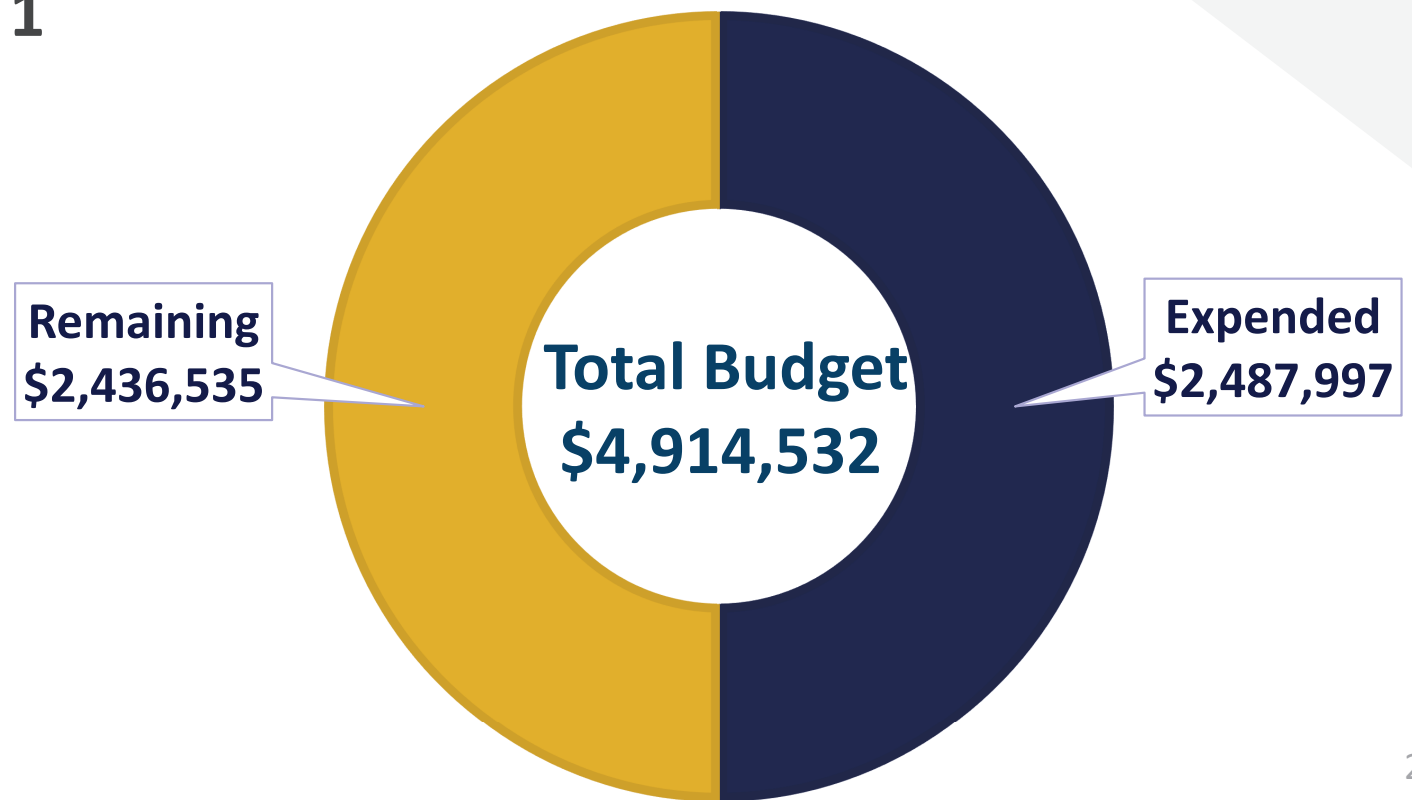
Goal 3 Actions & Services

- ✓ Professional learning opportunities
- ✓ Course offerings
- ✓ Procurements
- ✓ Program implementation

Goal 3 Expenditures

Supplemental & Concentration Funds

December 2021





The LCAP In Action

SLAUSON MIDDLE SCHOOL

Donna Hawkins



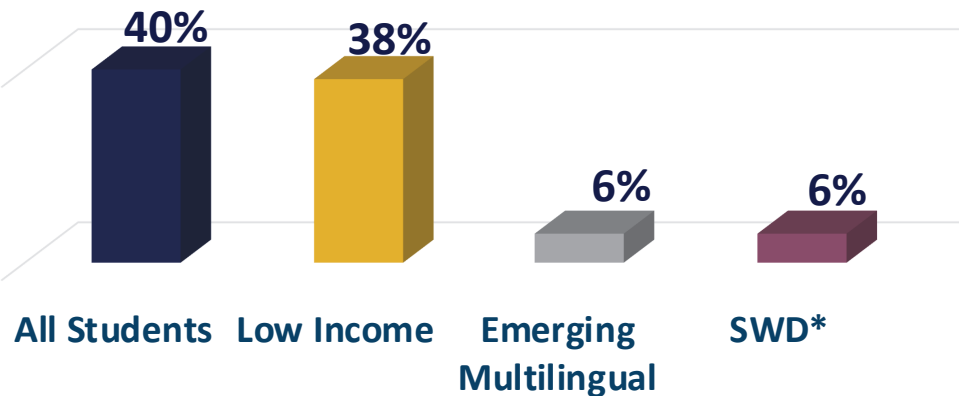


Through a collaborative, improvement-driven approach, Azusa USD will ensure all students achieve at grade level on California State Standards and that achievement gaps are reduced. We will prioritize emerging bilingual students' language acquisition, biliteracy, reclassification, and academic achievement.

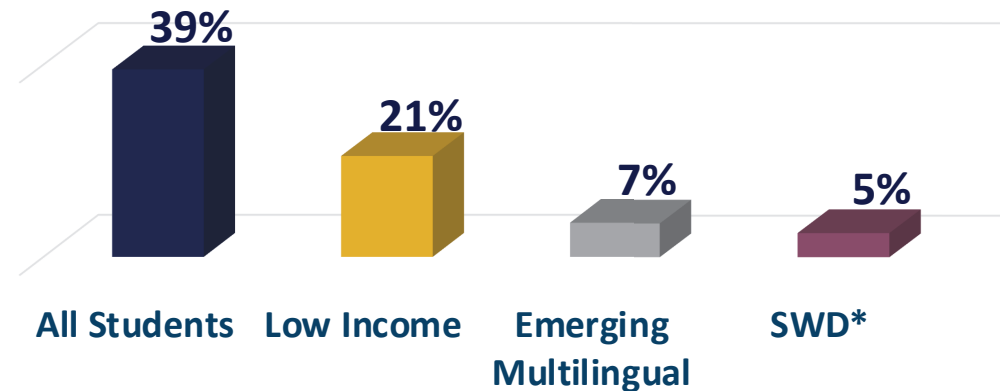
Goal 4 Metrics

SBAC RESULTS 2019

English Language Arts
Students Meeting/Exceeding Standard



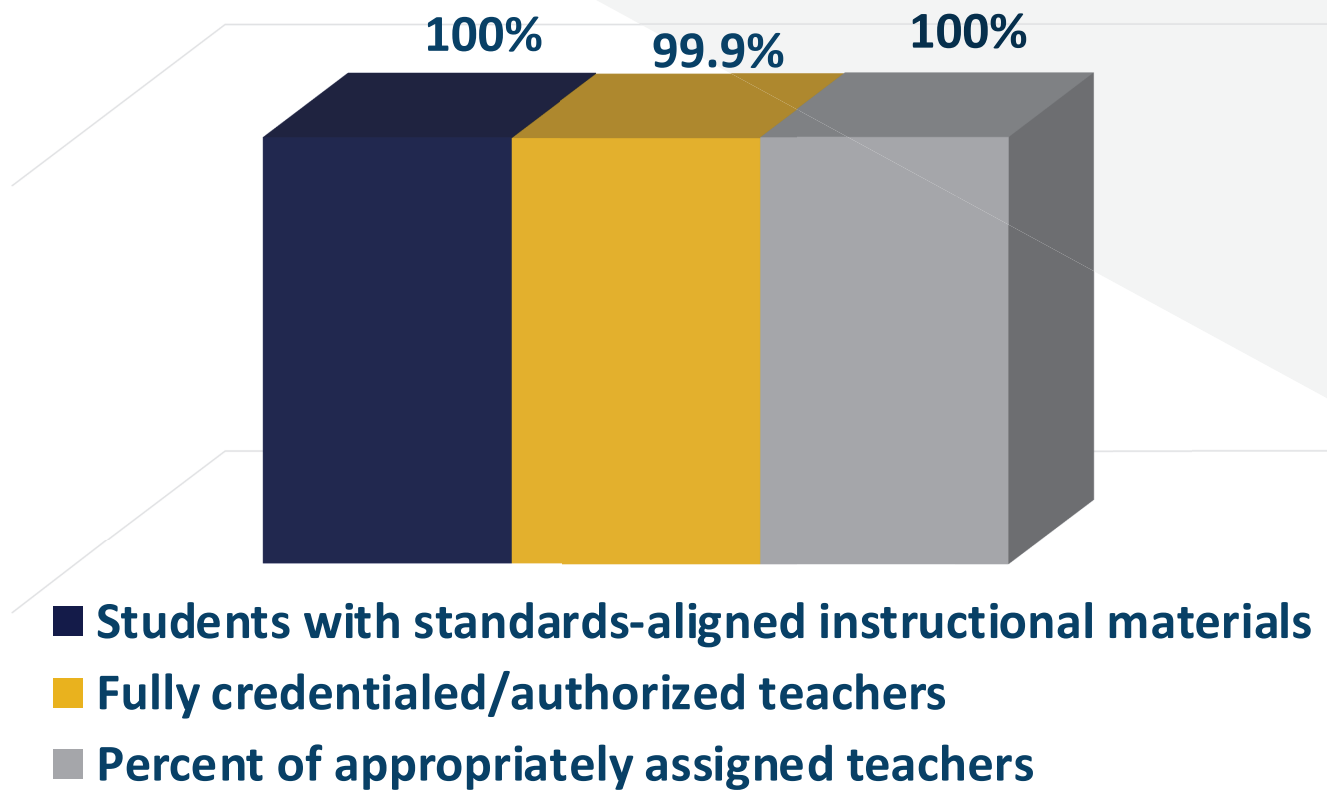
Math
Students Meeting/Exceeding Standard



**Students with disabilities*

Goal 4 Metrics

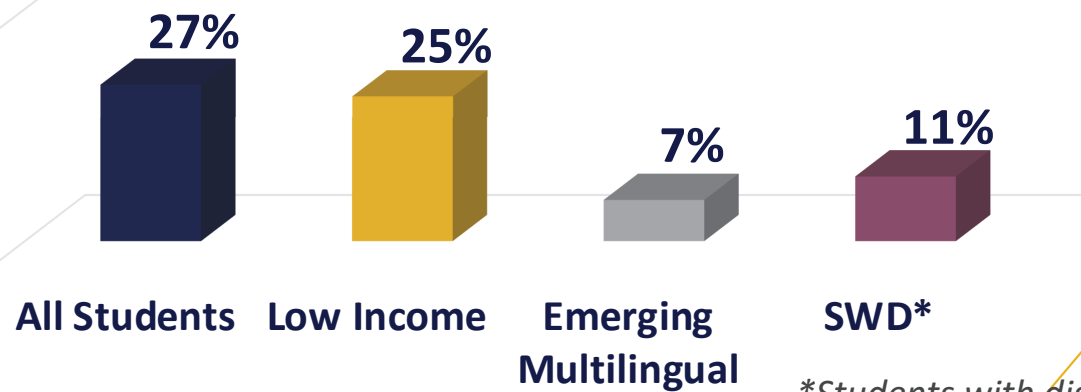
BASIC SERVICES



Goal 4 Metrics

ACADEMIC ACHIEVEMENT

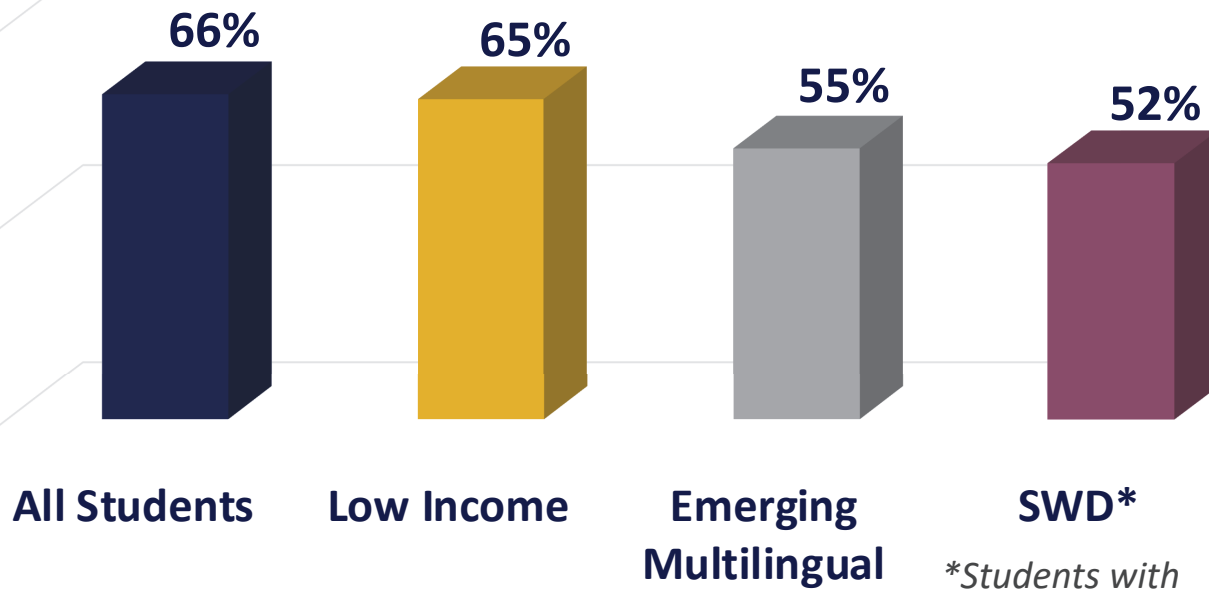
3rd Grade Reading Proficiency



Goal 4 Metrics

ACADEMIC ACHIEVEMENT

A-C Grades Earned by 9th Graders (December 2021)



All Students

Low Income

Emerging
Multilingual

SWD*

**Students with
disabilities*



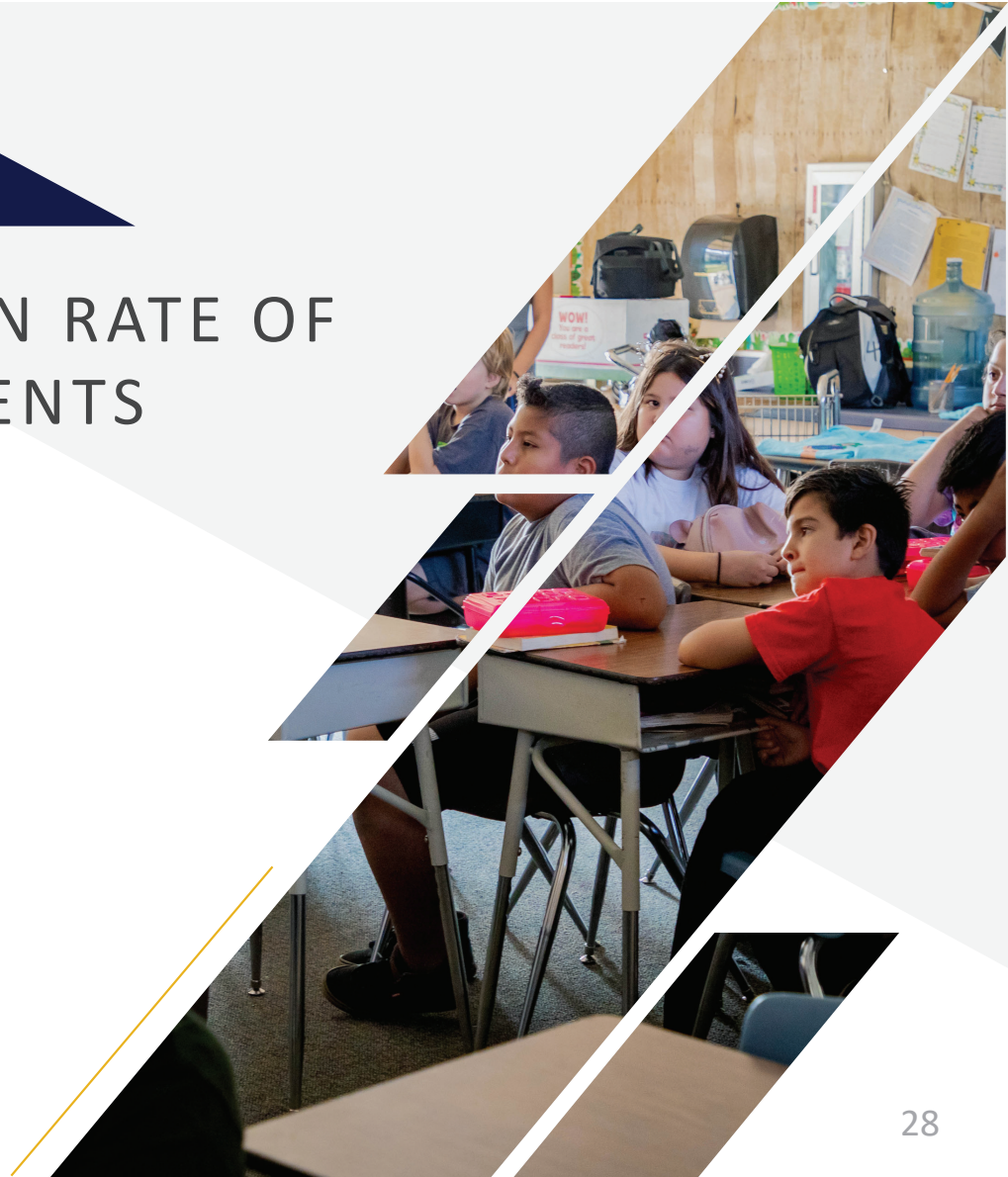
Goal 4 Metrics

2021-2022 RECLASSIFICATION RATE OF EMERGING BILINGUAL STUDENTS

9%



**Reclassification Rate
(December 2021)**



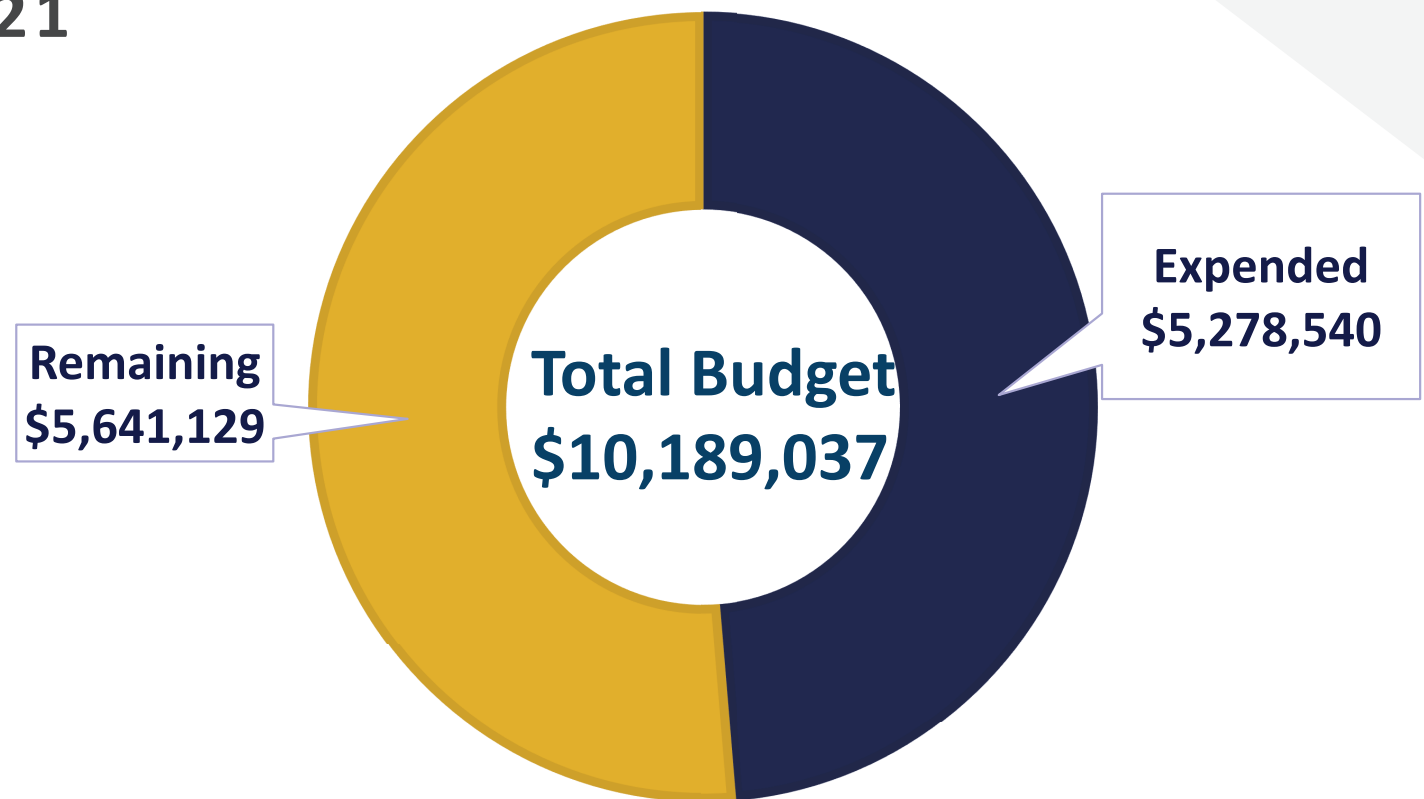
Goal 4 Actions & Services

- ✓ Professional learning opportunities for teachers and administrators
- ✓ Course offerings
- ✓ Procurements
- ✓ Program implementation

Goal 4 Expenditures

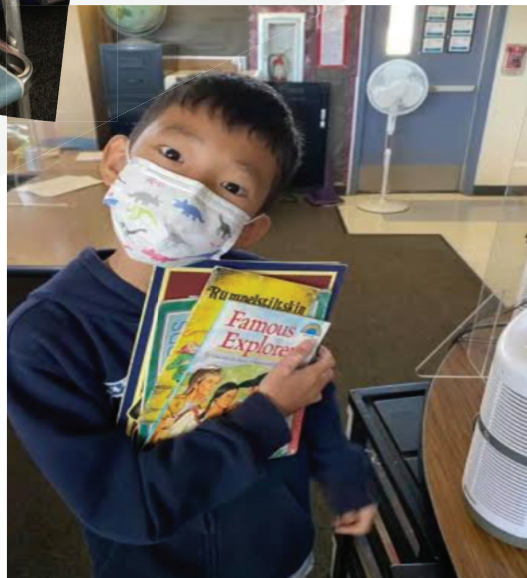
Supplemental & Concentration Funds

December 2021





The LCAP In Action



Powell

Jenni Wiebe






Jenny Synold

Heidi Johnson

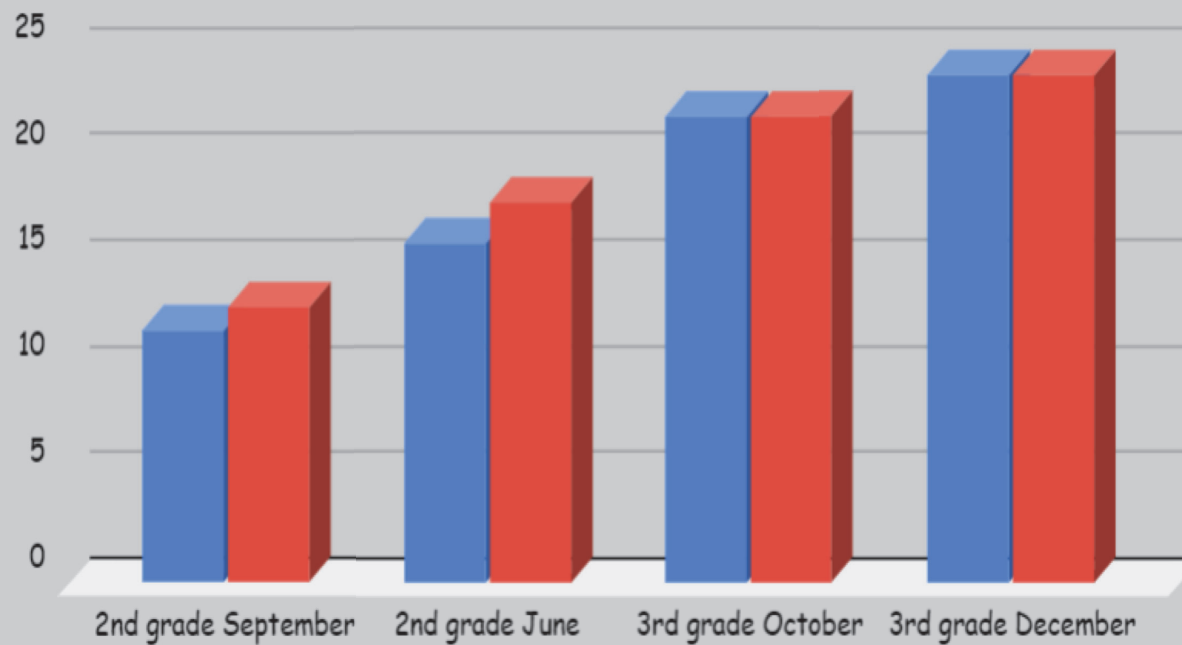


- Reading Proficiency
- Learning to Read/Reading to Learning
- What I Need - WIN

Professional Learning Community



Running Record Data



Reading Level Growth



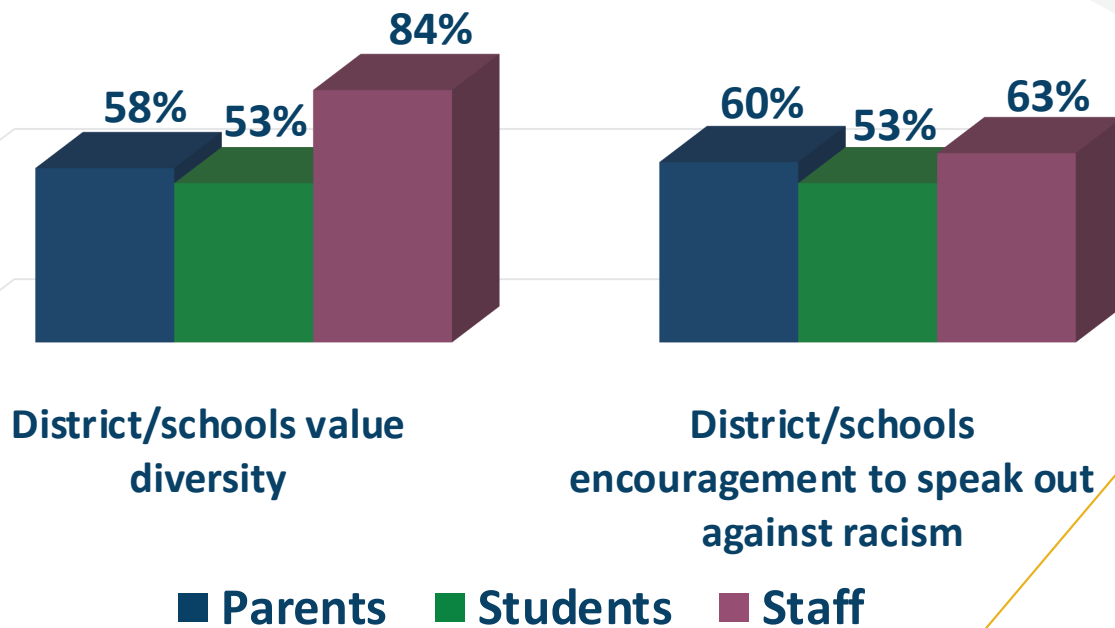
GOAL 5

Through a collaborative, improvement-driven approach, Azusa USD will address diversity, equity, and inclusion for all students, including diminishing systemic barriers and racism in our community and elevating culturally relevant teaching/learning.

Goal 5 Metrics

DISTRICT ANNUAL YOUTHTRUTH SURVEY 2020-2021

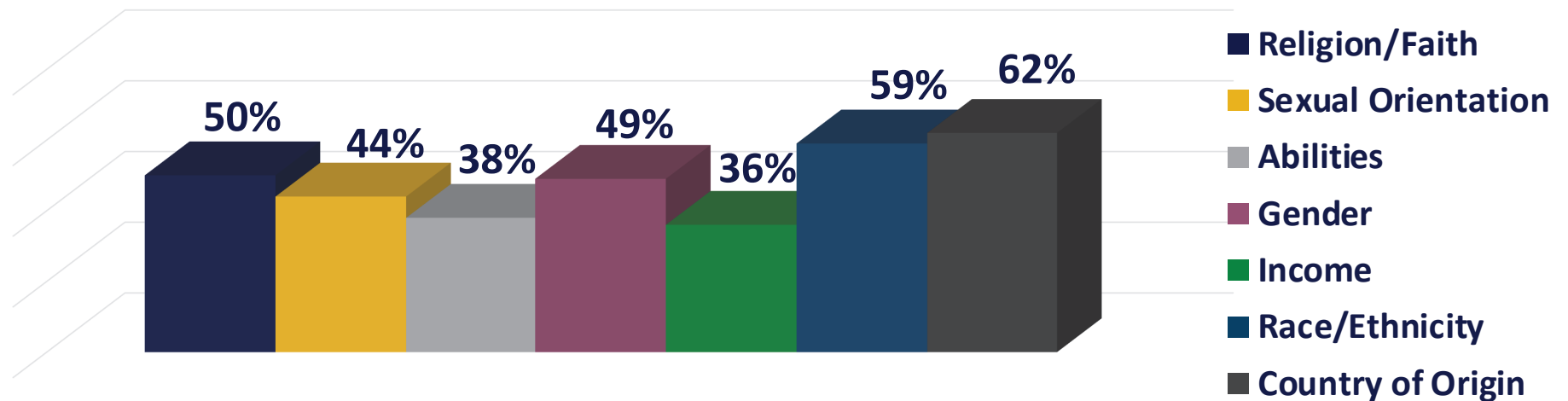
Percent Positive Responses



Goal 5 Metrics

STUDENT ANNUAL YOUTHTRUTH SURVEY 2020-2021

Student comfort level speaking about diverse groups



Goal 5 Metrics

- **Staff comfort level speaking about diversity**

High School = 3.72/5

Middle School = 4/5

Elementary School = 3.91/5

- **Staff opportunities to learn about culturally relevant teaching strategies**

High School = 3.43/5

Middle School = 3.74/5

Elementary School = 3.7/5

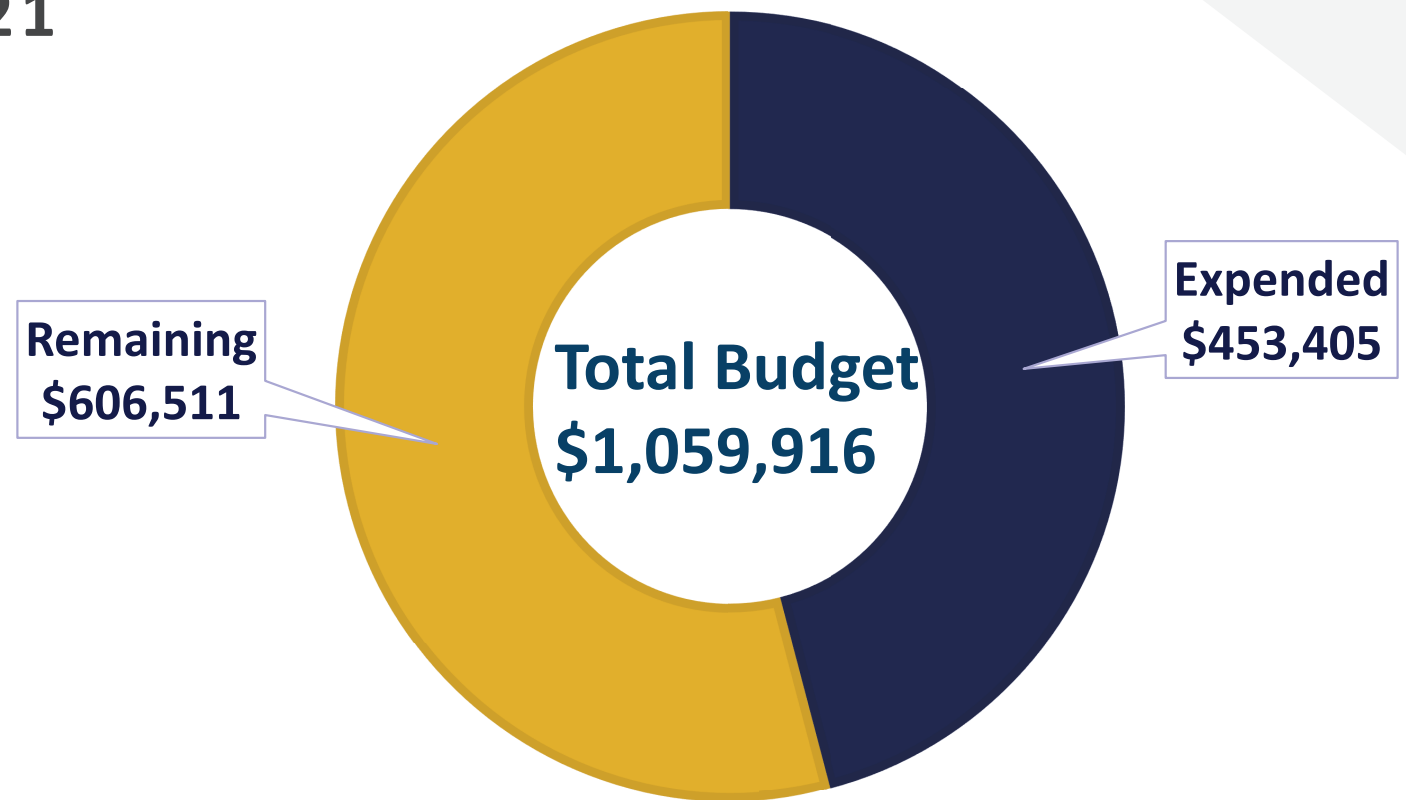
Goal 5 Actions & Services

- ✓ Professional learning opportunities for teachers and administrators
- ✓ Course offerings
- ✓ Procurements

Goal 5 Expenditures

Supplemental & Concentration Funds

December 2021


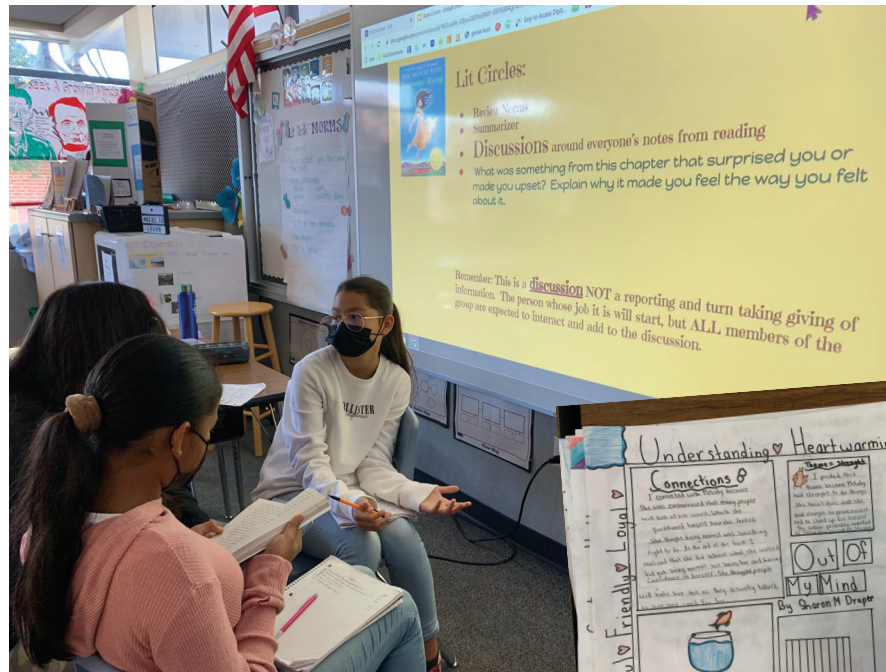




The LCAP In Action

Magnolia

Angie Wright





NEXT STEPS...

ENGAGEMENT OF EDUCATIONAL PARTNERS (STAKEHOLDERS) AND REPORTING

- Staff
- Parents
- Students
- Community



Supplement to the Annual Update to the 2021-2022 LCAP

- Report shared along with 2021-2022 LCAP Update
- Describes use of Concentration Grant add-on funds
- AUSD is providing additional staff to work with students at each site
- Describes our community engagements efforts
- Update on ESSER III plan implementation also included
- Will be added to June 22-23 LCAP approval

QUESTIONS/COMMENTS

