

Artwork: Haily Murillo, Magnolia Elementary

Overview.....	3
Introduction.....	4
General Fund.....	5 - 29
Narrative.....	5
Revenue.....	10
Expenditures.....	11
Adult Education.....	30 - 40
Narrative.....	30
Revenue.....	31
Expenditures.....	33
Child Development.....	41 - 50
Narrative.....	41
Revenue.....	42
Expenditures.....	43
Cafeteria.....	51 - 61
Narrative.....	51
Revenue.....	53
Expenditures.....	54
Other Funds.....	62 - 107
SACS Forms.....	115 - 263
Forms 01, 08, 11, 12, and 13.....	118 - 166
All Other Funds.....	167
ADA.....	208
Cashflow.....	210
Multi-Year Projection.....	219
Supplemental Forms.....	226
Presentation.....	273



Azusa Unified School District  
Arturo Ortega, District Superintendent

## Overview

Azusa Unified School District (AUSD) serves the residents of the City of Azusa, parts of Covina, and unincorporated Los Angeles County. A total population of approximately 48,824 citizens results in a student TK-12 enrollment of 6,311 during the 2023-2024 school year. The 2024-2025 Adopted Budget is presented for the District's seven elementary schools, one middle school, two high schools, as well as an Adult Education Center and Longfellow School.

AUSD is dedicated to the academic achievement of all students. The student-centered program emphasizes a curriculum aligned with California Standards, enrichment classes, and a commitment to educational technology. AUSD has high expectations for all students and provides support to help them meet those expectations. Great attention is given to advanced courses, electives, and vocational classes. The emphasis is on academic achievement, and there is a system for monitoring student performance tied to teaching objectives.

## Introduction

The administration prepares financial reports for review by the Board of Education, which reflects updated financial data relative to the General Fund and other District funds. The reports consist of First Interim and Second Interim. The First and Second Interim reports are prepared based on budget and actuals as of October 31 and January 31 of each fiscal year, respectively, as required by Education Code Section 46704.33.

For the 2024-2025 fiscal year, the Board of Education has utilized the "single step" budget calendar to meet its legal requirements regarding adopting the annual operating budget. The Board of Education adopted the District's budget at its June 18, 2024, Board of Education meeting.

This Second Interim Report will provide the reader with a summary of adjustments made to major object classifications of revenue and expenditure for all District funds since the Board of Education approved the Adopted Budget Report.

Supplemental financial reports have been prepared for the General Fund, Adult Education Fund, Child Development Fund, and Cafeteria Fund, which compare the Adopted Budget approved by the Board of Education with the Second Interim, budgeted revenues, and expenditures for the 2024-2025 fiscal year. In addition, the financial reports for these funds are preceded by a narrative, which briefly summarizes major differences between budgets for revenue and expenditure categories. The section titled "All Other Funds" of the District is included for a more comprehensive view of all District funds but does not include a narrative.

## General Fund Narrative

### General Fund Revenues

#### Revenues

The General Fund revenues are divided into two segments and reported separately.

- Unrestricted – funds whose uses are not subject to external or legal constraints and may be used for any purpose not prohibited by law.
- Restricted – funds subject to constraints imposed by external resource providers or by law through constitutional provisions or enabling legislation.

Revenues are further separated into the following subcategories:

- Local Control Funding Formula (LCFF) Sources
- Federal Revenues
- Other State Revenues
- Other Local Revenues

#### Unrestricted Revenues

The LCFF was enacted in 2013-2014, and it replaced the previous kindergarten through grade 12 (K-12) funding system, which had existed for approximately 40 years. The LCFF establishes uniform grade span grants for school districts in place of the myriad of previously existing TK-12 funding streams, including revenue limits, general-purpose block grants, and most state categorical programs.

Full implementation of LCFF required additional funding allocations over a multi-year period and a transition formula to bridge the gap between prior funding levels and the new LCFF target levels. The 2018-2019 California Budget Act fully funded the LCFF gap, bringing all Local Education Agencies (LEA) to their LCFF Target level.

LCFF funding is allocated through the Principal Apportionment and is funded through a combination of local property taxes and state funding from the State School Fund and Education Protection Account. LCFF funding is the primary unrestricted revenue of the District.

#### Restricted Revenues

Restricted revenues are subject to externally imposed and legally enforceable constraints by external providers or by law through constitutional provisions. Restricted revenues include, but are not limited to, Title I, II, III, and IV funds, State and Federal Special Education grants, COVID-19 relief funds, and Lottery funds.

## Expenditure Classifications

For reporting purposes, General Fund expenditures are divided into seven (7) major account classifications. The following is a summary of the major account classifications and anticipated expenditures for the 2024-2025 First Interim compared to Second Interim expenditures.

### Certificated Salaries

Certificated salaries include teachers, administrators, counselors, psychologists, and other employees who maintain a credential with the State of California. This expenditure category represents approximately 33% of total expenditures in 2024-2025.

### Classified Salaries

Classified salaries are comprised of the District's support staff. This includes instructional aides, clerical, custodial, maintenance, grounds, transportation, non-credentialed administrative staff, and other personnel who are not required to maintain an educational credential with the State of California. This expenditure category represents approximately 13% of total expenditures in 2024-2025.

### Employee Benefits

Employee benefits include all employer contributions to State Teachers Retirement System (STRS), Public Employees Retirement System (PERS), Social Security, and Health & Welfare benefits provided to all eligible employees. This expenditure category represents approximately 20% of total expenditures in 2024-2025.

The unfunded liability of state retirement systems, CalPERS and CalSTRS, has become the responsibility of school districts in California. Employer contribution rates have been rising and will continue to increase annually. The state does not provide funds to assist districts with the increased expense.

Employee benefits not relating to health and welfare are based upon a percentage of the employee's salary.

Costs associated with the District's health and welfare benefits are budgeted on a self-funded basis. The District has contracted directly with primary health care providers. Expenditures in this portion of the budget are based on the actual utilization of the program. This can vary greatly from year to year.

#### Books and Supplies

Books and Supplies include items consumed and generally not capitalized, such as textbooks, library books, and supplies for the classroom, office, custodial, maintenance, and transportation areas. With the implementation of the State's Standardized Account Code Structure (SACS) and Governmental Accounting Standards Board (GASB) Statement No. 34, all equipment under \$5,000 per item is now reflected in this category. This expenditure category represents approximately 7% of total expenditures in 2024-2025.



### Contracted Services and Other Operating Expenditures

Contracted Services and Other Operating Expenditures include items such as utilities, repairs, professional services, travel, leases, postage, legal fees, liability insurance, and other service contracts. This expenditure category represents approximately 20% of total expenditures in 2024-2025.

### Capital Outlay

Capital Outlay includes the cost of new and replacement equipment over \$5,000 per item as well as General Fund expenditures for sites and buildings.

### Other Outgo/Interfund Transfers Out

Other Outgo expenditures relate to transfers to other funds, debt service payments, and indirect cost transfers. Interfund Transfers Out expenditures relate to monies being transferred to other District funds. The District continues to support the Deferred Maintenance programs with monies transferred from the General Fund.

## Summary of Revisions to General Fund Budget

The following narrative will summarize the significant revenue and expenditure changes by category for the General Fund.

### I. 2024-2025 Revenues

#### A. Local Control Funding Formula (LCFF) Revenues

LCFF Revenues changed from \$100,150,845 at First Interim to \$100,231,913 at Second Interim, an increase of \$81,068. The increase is attributed to the increase in TK enrollment.

#### B. Federal Revenues

Federal Revenues changed from \$17,408,368 at First Interim to \$17,701,616 at Second Interim, an increase of \$293,248. This increase is attributed to the projected increase in Title I funding.

#### C. Other State Revenues

Other State Revenues changed from \$23,594,345 at First Interim to \$23,592,514 at Second Interim, a decrease of \$1,831. The decrease is attributed to the projected reduction in Supplemental Programs Specialized Secondary funding.

#### D. Local Revenues

Local Revenues changed from \$6,720,323 at First Interim to \$9,851,841 at Second Interim, an

E. Contracted Services and Other Operating Expenditures

Contracted Services and Other Operating Expenditures changed from \$33,162,112 at First Interim to \$31,665,240 at Second Interim, a decrease of \$1,496,872. The decrease is due to reducing the budget to align with current encumbrances and actual expenditures.

F. Capital Outlay

Capital Outlay changed from \$8,588,334 at First Interim to \$8,467,993 at Second Interim, a decrease of \$120,341. The decrease is due to reducing the budget to align with current encumbrances and actual expenditures.

G. Other Outgo/Transfers Out

Other Outgo Expenditures changed from \$884,774 at First Interim to \$826,705 at Second Interim, a decrease of \$58,069. The decrease is attributed to a projected reduction to align with current encumbrances and actual expenditures, resulting in a decrease in the anticipated indirect cost.

III. Total General Fund Expenditures

Total General Fund Expenditures changed from \$163,493,031 at First Interim to \$158,887,245 at Second Interim, a decrease of \$4,605,786.

IV. Fund Balance

Total revenues are \$151,377,884, and total expenditures are \$158,887,245 at Second Interim. This results in a deficit of \$7,509,361 and an estimated general reserve percentage of 12%.

<b>Beginning Fund Balance, July 1</b>		\$78,019,273
2024-2025 Projected Revenues	\$151,377,884	
2024-2025 Projected Expenditures	\$158,887,245	
Surplus/(Deficit)		<b>-\$7,509,361</b>
2024-2025 Ending Fund Balance		\$70,509,912
Components of Ending Fund Balance:		
Restricted		
Expanded Learning Opportunities Grant & Program	\$8,845,784	
Educator Effectiveness	\$1,671,920	
LCFF Equity Multiplier	\$225,255	
CA Community Schools	\$9,764,099	
Learning Recovery Block Grant	\$8,544,960	
Arts, Music, Instructional Materials	\$3,291,158	
Special Education: Various	\$560,150	
All Other	\$8,020,804	
Total Restricted Balance		\$40,924,130
Non-Spendable:		
Revolving Cash Reserve	\$25,000	
Prepaid	\$0	
Total Non-Spendable		\$25,000
Committed		\$23,764,164
Subtotal of Components		\$64,713,294
Required Reserve for Economic Uncertainty		\$4,796,618
<b>Required Reserve for Economic Uncertainty (%)</b>		<b>3%</b>

Azusa Unified School District

**Budget Change Report Summary**

Fiscal Year 2024-2025

Fund 01 - General Fund Unrestricted		1st Interim	2nd Interim	Difference Between
		Fiscal Year 2024-2025	Fiscal Year 2024-2025	1st Interim and 2nd Interim
<b>LCFF/REVENUE LIMIT SOURCES</b>				
8011	PRINCIPAL APPORTIONMENT	\$67,550,822	\$64,842,431	-\$2,708,391
8012	EDUCATION PROTECTION	\$11,932,355	\$12,601,795	\$669,440
8019	STATE AID PRIOR YEAR	\$0	\$0	\$0
8021	HOMEOWNERS EXEMP. TAXES	\$47,842	\$47,842	\$0
8022	TIMBER YIELD TAX	\$0	\$0	\$0
8029	OTHER SUBC ENTIONS/IN_LIEU TAXES	\$7	\$7	\$0
8041	SECURED ROLL TAXES	\$12,621,600	\$13,252,680	\$631,080
8042	UNSECURED ROLL TAXES	\$0	\$0	\$0
8043	PRIOR YEAR TAXES	\$438,886	\$311,910	-\$126,976
8044	SUPPLEMENTAL TAXES	\$365,393	\$365,393	\$0
8045	ERAF (LOCAL TAX SHIFT)	\$6,122,997	\$4,983,006	-\$1,139,991
8047	COMMUNITY REDEVELOPMENT FUNDS	\$1,071,475	\$3,826,849	\$2,755,374
8048	PENALTIES & INT FROM DELINQUENT TAXES	\$0	\$0	\$0
8082	OTHER IN-LIEU TAXES	\$0	\$0	\$0
8084	COMMUNITY REDEVELOPMENT FUNDS	\$0	\$0	\$0
8089	LESS: NON-LCFF (50%) ADJUSTMENTS	\$0	\$0	\$0
8091	LCFF TRANSFERS - Current Year	\$0	\$0	\$0
8096	TRANSFERS TO CHARTERS - <i>In-Lieu Property Taxes</i>	-\$532	\$0	\$532
<b>8010-8099 Revenue Limit Sources</b>		<b>\$100,150,845</b>	<b>\$100,231,913</b>	<b>\$81,068</b>

Azusa Unified School District

**Budget Change Report Summary**

Fiscal Year 2024-2025

Fund 01 - General Fund Unrestricted		1st Interim	2nd Interim	Difference Between
		Fiscal Year 2024-2025	Fiscal Year 2024-2025	1st Interim and 2nd Interim
<b>8550</b>	<b>MANDATED COSTS REIMB</b>	<b>\$279,597</b>	<b>\$279,597</b>	<b>\$0</b>
	MANDATED COSTS REIMB	\$279,597	\$279,597	\$0
<b>8560</b>	<b>STATE LOTTERY REVENUE</b>	<b>\$1,163,590</b>	<b>\$1,163,590</b>	<b>\$0</b>
	1100 - LOTTERY: UNRESTRICTED	\$1,163,590	\$1,163,590	\$0
	6300 - LOTTERY: INSTRUCTION MATERIALS	\$0	\$0	\$0
<b>8590</b>	<b>ALL OTHER STATE REVENUES</b>	<b>\$0</b>	<b>\$26,748</b>	<b>\$26,748</b>
	0000 - UNRESTRICTED RESOURCES	\$0	\$26,748	\$26,748
	7810 - OC CHILD FAM	\$0	\$0	\$0
<b>8300 - 8599 TOTAL STATE REVENUES</b>		<b>\$1,443,187</b>	<b>\$1,469,935</b>	<b>\$26,748</b>
<b>OTHER LOCAL REVENUES</b>				
<b>8625</b>	COMMUNITY REDEVELOPMENT	\$0	\$0	\$0
<b>8650</b>	LEASES AND RENTALS	\$0	\$0	\$0
<b>8651</b>	USE OF FACIL FEE	\$0	\$0	\$0
<b>8660</b>	INTEREST	\$1,000,000	\$2,122,017	\$1,122,017
<b>8662</b>	FAIR VALUE OF INVESTMENT	\$0	\$0	\$0
<b>8675</b>	TRANSPORTATION FEES FROM INDIVIDUALS	\$0	\$0	\$0
<b>8677</b>	6500 - SPEC ED INTERAGENCY REVENUES	\$0	\$0	\$0
<b>8677</b>	9010 - OTHER LOCAL INTERAGENCY REVENUES	\$0	\$0	\$0
<b>8689</b>	ALL OTHER FEES & CONTRACTS	\$0	\$0	\$0
<b>8692</b>	GIFTS	\$0	\$0	\$0

Azusa Unified School District

**Budget Change Report Summary**

Fiscal Year 2024-2025

Fund 01 - General Fund Unrestricted		1st Interim	2nd Interim	Difference Between
		Fiscal Year 2024-2025	Fiscal Year 2024-2025	1st Interim and 2nd Interim
<b>8694</b>	E-RATE/CO-CURRIC	\$0	\$0	\$0
<b>8699</b>	ALL OTHER LOCAL REVENUE	\$55,377	\$277,290	\$221,913
<b>8791</b>	6500 - SELPA Transfer	\$0	\$0	\$0
<b>8600 - 8799 TOTAL OTHER LOCAL REVENUES</b>		<b>\$1,055,377</b>	<b>\$2,399,307</b>	<b>\$1,343,930</b>
<b>OTHER FINANCING SOURCES</b>				
<b>8919</b>	INTERFUND TRANSFERS IN	\$0	\$0	\$0
<b>8980</b>	CONTRIB TO UNREST RESOURCES	\$0	\$0	\$0
<b>8990</b>	CONTRIBUTIONS/TRANSFERS	-\$20,932,245	-\$21,187,856	-\$255,611
<b>8900 - 8999 TOTAL TRANSFERS AND OTHER FINANCING</b>		<b>-\$20,932,245</b>	<b>-\$21,187,856</b>	<b>-\$255,611</b>
<b>TOTAL REVENUES</b>				
<b>8000 - 8999 TOTAL REVENUES</b>		<b>\$81,717,164</b>	<b>\$82,913,299</b>	<b>\$1,196,135</b>
<b>CERTIFICATED SALARIES</b>				
<b>1100</b>	TEACHERS' SALARIES	\$32,282,318	\$30,815,502	-\$1,466,816
<b>1200</b>	PUPIL SUPPORT SALARIES	\$2,257,193	\$2,397,738	\$140,545
<b>1300</b>	SUPERVISORS' AND ADMINISTRATORS' SALARIES	\$3,974,838	\$3,730,246	-\$244,592
<b>1900</b>	OTHER CERTIFICATED SALARIES	\$1,694,488	\$1,361,795	-\$332,693
<b>1000 - 1999 TOTAL CERTIFICATED SALARIES</b>		<b>\$40,208,837</b>	<b>\$38,305,281</b>	<b>-\$1,903,556</b>
<b>CLASSIFIED SALARIES</b>				

Azusa Unified School District

**Budget Change Report Summary**

Fiscal Year 2024-2025

<b>Fund 01 - General Fund Unrestricted</b>		<b>1st Interim</b>	<b>2nd Interim</b>	<b>Difference Between</b>
		<b>Fiscal Year 2024-2025</b>	<b>Fiscal Year 2024-2025</b>	<b>1st Interim and 2nd Interim</b>
<b>2100</b>	INSTRUCT AIDES' SALARIES	\$791,413	\$610,227	-\$181,186
<b>2200</b>	CLASSIFIED SUPPORT SALARIES	\$5,529,150	\$5,478,448	-\$50,702
<b>2300</b>	CLASSIFIED SUPV AND ADMN SALARIES	\$1,223,941	\$1,230,369	\$6,428
<b>2400</b>	CLERICAL AND OFFICE SALARIES	\$5,036,260	\$4,997,556	-\$38,704
<b>2900</b>	OTHER CLASSIFIED SALARIES	\$764,486	\$816,079	\$51,593
<b>2000 - 2999 TOTAL CLASSIFIED SALARIES</b>		<b>\$13,345,250</b>	<b>\$13,132,679</b>	<b>-\$212,571</b>



Azusa Unified School District

**Budget Change Report Summary**

Fiscal Year 2024-2025

Fund 01 - General Fund Unrestricted		1st Interim	2nd Interim	Difference Between
		Fiscal Year 2024-2025	Fiscal Year 2024-2025	1st Interim and 2nd Interim
<b>BENEFITS</b>				
<b>3100</b>	STRS (State Teacher's Retirement Systems)	\$7,404,464	\$7,184,367	-\$220,097
<b>3200</b>	PERS (Public Employees' Retirement System)	\$3,245,079	\$3,126,052	-\$119,027
<b>3300</b>	OASDI/MEDI/PARS	\$1,587,826	\$1,554,184	-\$33,642
<b>3400</b>	HEALTH AND WELFARE BENEFITS	\$4,078,195	\$4,480,054	\$401,859
<b>3500</b>	UNEMPLOYMENT INSURANCE	\$26,869	\$25,732	-\$1,137
<b>3600</b>	WORKERS' COMPENSATION	\$2,102,200	\$2,058,429	-\$43,771
<b>3700</b>	RETIREE BENEFITS	\$1,020,000	\$1,020,000	\$0
<b>3900</b>	OTHER BENEFITS	\$245,112	\$236,676	-\$8,436
<b>3000 - 3999 TOTAL EMPLOYEE BENEFITS</b>		<b>\$19,709,746</b>	<b>\$19,685,494</b>	<b>-\$24,252</b>
<b>BOOKS AND SUPPLIES</b>				
<b>4100</b>	TEXTBOOKS	\$10,000	\$0	-\$10,000
<b>4200</b>	OTHER BOOKS	\$179,672	\$176,250	-\$3,422
<b>4300</b>	INSTR MATERIALS & SUPPLIES	\$3,086,990	\$2,577,894	-\$509,096
<b>4400</b>	NON CAPITALIZED EQUIPMENT	\$1,631,559	\$1,235,411	-\$396,148
<b>4000 - 4999 TOTAL BOOKS AND SUPPLIES</b>		<b>\$4,908,221</b>	<b>\$3,989,555</b>	<b>-\$918,666</b>
<b>SERVICES</b>				
<b>5100</b>	SUBAGREEMENTS FOR SERVICES	\$0	\$40,000	\$40,000
<b>5200</b>	TRAVEL & CONF EXPENSE	\$597,564	\$261,561	-\$336,003

Azusa Unified School District

**Budget Change Report Summary**

Fiscal Year 2024-2025

Fund 01 - General Fund Unrestricted		1st Interim Fiscal Year 2024-2025	2nd Interim Fiscal Year 2024-2025	Difference Between 1st Interim and 2nd Interim
<b>5300</b>	DUES & MEMBERSHIPS	\$76,788	\$77,853	\$1,065
<b>5400</b>	INSURANCE	\$1,000,000	\$1,081,087	\$81,087
<b>5500</b>	UTILITIES	\$2,379,165	\$2,411,414	\$32,249
<b>5600</b>	RENTALS, LEASES & REPAIRS	\$935,548	\$908,307	-\$27,241
<b>5700</b>	INTERPROGRAM/INTERFUND SERVICES	-\$1,643,845	-\$52,755	\$1,591,090
<b>5800</b>	OTHER SVCS/OPERATING EXPS/ERAF FEES	\$8,476,245	\$7,756,793	-\$719,452
<b>5900</b>	COMMUNICATIONS	\$1,002,246	\$1,002,246	\$0
<b>5000 - 5999 TOTAL SERVICES &amp; OPERATIONAL COSTS</b>		<b>\$12,823,711</b>	<b>\$13,486,506</b>	<b>\$662,795</b>
<b>CAPITAL OUTLAY</b>				
<b>6100</b>	SITES & SITES IMPROVEMENTS	\$0	\$0	\$0
<b>6200</b>	BUILDINGS AND BUILDING IMPROVEMENTS	\$27,000	\$47,000	\$20,000
<b>6400</b>	NEW EQUIPMENT	\$529,131	\$407,350	-\$121,781
<b>6500</b>	EQUIPMENT REPLACEMENT	\$0	\$0	\$0
<b>6000 - 6999 TOTAL CAPITAL OUTLAY</b>		<b>\$556,131</b>	<b>\$454,350</b>	<b>-\$101,781</b>
<b>OTHER OUTGO &amp; DIRECT/ INDIRECT</b>				
<b>7110</b>	TUITIONS - INTERDISTRICT ATTENDANCE AGREEMENT	\$800,000	\$800,000	\$0
<b>7130</b>	STATE SPECIAL SCHOOLS	\$0	\$0	\$0
<b>7141</b>	PAYMENTS TO DISTRICTS	\$0	\$0	\$0
<b>7142</b>	OTHER TUITION/EXCESS COSTS	\$310,433	\$310,433	\$0

Azusa Unified School District

**Budget Change Report Summary**

Fiscal Year 2024-2025

Fund 01 - General Fund Unrestricted		1st Interim	2nd Interim	Difference Between
		Fiscal Year 2024-2025	Fiscal Year 2024-2025	1st Interim and 2nd Interim
<b>7283</b>	OTHER OUTGO TO ROP	\$0	\$0	\$0
<b>7310</b>	TRANSFER OF INDIRECT COSTS	-\$265,270	-\$473,147	-\$207,877
<b>7350</b>	TRANSFERS OF INDIRECT COSTS - Interfund	-\$310,659	-\$368,728	-\$58,069
<b>7438</b>	DEBT SERVICES - Interest	\$0	\$0	\$0
<b>7439</b>	DEBT SERVICES - Principal	\$0	\$0	\$0
<b>7000 - 7499 TOTAL OTHER OUTGO</b>		<b>\$534,504</b>	<b>\$268,558</b>	<b>-\$265,946</b>
<b>OTHER TRANSFER USES &amp; TRANSFER OUT</b>				
<b>7611</b>	TRANSFER OUT-CHILD DEVELOPMENT	\$0	\$0	\$0
<b>7616</b>	TO CAFETERIA FUND	\$0	\$0	\$0
<b>7619</b>	OTHER AUTHORIZED TRANSFERS	\$1,000,000	\$1,000,000	\$0
<b>7600 - 7629 INTERFUND TRANSFER - OUT</b>		<b>\$1,000,000</b>	<b>\$1,000,000</b>	<b>\$0</b>
<b>TOTAL EXPENDITUES</b>				
<b>1000 - 7999 TOTAL EXPENDITURES</b>		<b>\$93,086,399</b>	<b>\$90,322,423</b>	<b>-\$2,763,976</b>
<b>FUND BALANCE</b>				
BEGINNING FUND BALANCE		\$27,871,532	\$27,871,532	
<b>NET INCREASE (DECREASE) IN FUND BALANCE</b>		<b>-\$11,369,235</b>	<b>-\$7,409,124</b>	<b>\$3,960,111</b>
AUDIT ADJUSTMENTS		\$8,123,374	\$8,123,374	
<b>ENDING FUND BALANCE</b>		<b>\$24,625,671</b>	<b>\$28,585,782</b>	<b>\$3,960,111</b>

Azusa Unified School District  
**Budget Change Report Summary**

Fiscal Year 2024-2025

Fund 01 - General Fund Restricted		1st Interim Fiscal Year 2024-2025	2nd Interim Fiscal Year 2024-2025	Difference Between 1st Interim and 2nd Interim
<b>LCFF/REVENUE LIMIT SOURCES</b>				
<b>8011</b>	PRINCIPAL APPORTIONMENT	\$0	\$0	\$0
<b>8012</b>	EDUCATION PROTECTION	\$0	\$0	\$0
<b>8019</b>	STATE AID PRIOR YEAR	\$0	\$0	\$0
<b>8021</b>	HOMEOWNERS EXEMP TAXES	\$0	\$0	\$0
<b>8022</b>	TIMBER YIELD TAX	\$0	\$0	\$0
<b>8041</b>	SECURED ROLL TAXES	\$0	\$0	\$0
<b>8042</b>	UNSECURED ROLL TAXES	\$0	\$0	\$0
<b>8043</b>	PRIOR YEAR TAXES	\$0	\$0	\$0
<b>8044</b>	SUPPLEMENTAL TAXES	\$0	\$0	\$0
<b>8045</b>	ERAF (LOCAL TAX SHIFT)	\$0	\$0	\$0
<b>8047</b>	COMMUNITY REDEVELOPMENT FUNDS	\$0	\$0	\$0
<b>8048</b>	PENALTIES & INT FROM DELINQUENT TAXES	\$0	\$0	\$0
<b>8082</b>	OTHER IN-LIEU TAXES	\$0	\$0	\$0
<b>8084</b>	COMMUNITY REDEVELOPMENT FUNDS	\$0	\$0	\$0
<b>8089</b>	LESS: NON-LCFF (50%) ADJUSTMENTS	\$0	\$0	\$0
<b>8091</b>	LCFF TRANSFERS - Current Year	\$0	\$0	\$0
<b>8096</b>	TRANSFERS TO CHARTERS - <i>In-Lieu Property Taxes</i>	\$0	\$0	\$0
<b>8010-8099 Revenue Limit Sources</b>		<b>\$0</b>	<b>\$0</b>	<b>\$0</b>
<b>FEDERAL REVENUES</b>				
<b>8181</b>	<b>LOCAL ASSISTANCE GRANT</b>	<b>\$1,720,516</b>	<b>\$1,914,229</b>	<b>\$193,713</b>
	3310 - SE-IDEA BASIC ENTITLEMENT(142)	\$1,720,516	\$1,914,229	\$193,713

Azusa Unified School District  
**Budget Change Report Summary**

Fiscal Year 2024-2025

<b>Fund 01 - General Fund Restricted</b>		<b>1st Interim</b>	<b>2nd Interim</b>	<b>Difference Between</b>
		<b>Fiscal Year</b>	<b>Fiscal Year</b>	<b>1st Interim and 2nd</b>
		<b>2024-2025</b>	<b>2024-2025</b>	<b>Interim</b>
<b>8182</b>	<b>DISCRETIONARY GRANTS</b>	<b>\$311,321</b>	<b>\$310,034</b>	<b>-\$1,287</b>
	3305 - SE-ARP IDEA PART B, SEC 611 - LOCAL ASSIST.	\$0	\$0	\$0
	3308 - SE-ARP IDEA PART B, SEC 611 -PRESCHOOL	\$0	\$0	\$0
	3312 - SE-IDEA PRESCH.	\$0	\$0	\$0
	3315 - SE-IDEA PRESCH.ENTITLE.NON RIS	\$0	\$0	\$0
	3320 - SE-IDEA PRESCH.LCL.ENTITL.RIS	\$0	\$0	\$0
	3327 - SPEC ED IDEA MENTAL HEALTH PTB	\$0	\$0	\$0
	3345 - SE-IDEA PRESCHOOL STAFF DEVEL.	\$0	\$0	\$0
	3385 - SPEC ED EARLY INTERV	\$311,321	\$310,034	-\$1,287
	3395 - ALTERNATE DISPUTE RESOLUTION	\$0	\$0	\$0
<b>8287</b>	<b>PASS THRU REVENUE FROM STATE</b>	<b>\$0</b>	<b>\$0</b>	<b>\$0</b>
	3315 - SE-IDEA PRESCH.ENTITLE.NON RIS	\$0	\$0	\$0
	3320 - SE-IDEA PRESCHL.LCL.ENTITL.RIS	\$0	\$0	\$0
	3327 - SPEC ED IDEA MENTAL HEALTH PTB	\$0	\$0	\$0
	3345 - SE-IDEA PRESCHOOL STAFF DEVEL.	\$0	\$0	\$0
	3385 - SPEC ED EARLY INTERV	\$0	\$0	\$0
	3395 - ALTERNATE DISPUTE RESOLUTION	\$0	\$0	\$0
<b>8290</b>	<b>OTHER FEDERAL</b>	<b>\$15,376,531</b>	<b>\$15,477,353</b>	<b>\$100,822</b>
	9015 - MEDI-CAL ADMIN	\$0	\$0	\$0
	3010 - TITLE I	\$4,077,704	\$4,170,610	\$92,906
	3182 - ESSA/CSI	\$0	\$0	\$0
	3210 - CARES/ESSER	\$0	\$0	\$0
	3212 - ELEM & SEC SCHOOL RELIEF II	\$0	\$0	\$0

Azusa Unified School District  
**Budget Change Report Summary**

Fiscal Year 2024-2025

<b>Fund 01 - General Fund Restricted</b>		<b>1st Interim</b>	<b>2nd Interim</b>	<b>Difference Between</b>
		<b>Fiscal Year</b>	<b>Fiscal Year</b>	<b>1st Interim and 2nd</b>
		<b>2024-2025</b>	<b>2024-2025</b>	<b>Interim</b>
	3213 - ESSER III (80% ELO)	\$0	\$0	\$0
	3214 - ESSER III (20% ELO)	\$0	\$0	\$0
	3215 - LLM GEER SEC (A) SWD	\$0	\$0	\$0
	3227 - ESSER III SEA RESERVE AFTERSCHOOL 21st	\$0	\$0	\$0
	3550 - CARL PERKINS	\$110,765	\$110,765	\$0
	4035 - TITLE IIA	\$690,340	\$698,084	\$7,744
	4124 - TITLE IV, PART B 21ST CENTURY	\$1,450,155	\$1,450,327	\$172
	4127 - TITLE IV	\$0	\$0	\$0
	4201 - TITLE III IMMIGRANT ED PROGRAM	\$29,099	\$29,099	\$0
	4203 - TITLE III LIMITED ENGLISH	\$280,463	\$280,463	\$0
	9999 - ALL OTHER	\$8,738,005	\$8,738,005	\$0
<b>8100-8299 Federal Revenues</b>		<b>\$17,408,368</b>	<b>\$17,701,616</b>	<b>\$293,248</b>
<b>OTHER STATE REVENUE</b>				
<b>8311</b>	<b>STATE APPORTIONMENTS</b>	<b>\$0</b>	<b>\$0</b>	<b>\$0</b>
	6500 - SPECIAL EDUCATION	\$0	\$0	\$0
	6510 - SPED INFANT	\$0	\$0	\$0
	6500- PASS THROUGH	\$0	\$0	\$0
<b>8319</b>	<b>PRIOR YEAR</b>	<b>\$0</b>	<b>\$0</b>	<b>\$0</b>
	6500 - SPECIAL EDUCATION	\$0	\$0	\$0
<b>8520</b>	<b>CHILD NUTRITION PROGRAMS</b>	<b>\$0</b>	<b>\$0</b>	<b>\$0</b>
	CHILD NUTRITION PROGRAMS	\$0	\$0	\$0
<b>8550</b>	<b>MANDATED COSTS REIMB</b>	<b>\$0</b>	<b>\$0</b>	<b>\$0</b>
	MANDATED COSTS REIMB	\$0	\$0	\$0

Azusa Unified School District

**Budget Change Report Summary**

Fiscal Year 2024-2025

<b>Fund 01 - General Fund Restricted</b>		<b>1st Interim</b>	<b>2nd Interim</b>	<b>Difference Between</b>
		<b>Fiscal Year</b>	<b>Fiscal Year</b>	<b>1st Interim and 2nd</b>
		<b>2024-2025</b>	<b>2024-2025</b>	<b>Interim</b>
<b>8560</b>	<b>STATE LOTTERY REVENUE</b>	<b>\$499,552</b>	<b>\$499,552</b>	<b>\$0</b>
	1100 - LOTTERY: UNRESTRICTED	\$0	\$0	\$0
	6300 - LOTTERY:INTSTRUCTION MATERIALS	\$499,552	\$499,552	\$0
<b>8590</b>	<b>ALL OTHER STATE REVENUES</b>	<b>\$21,651,606</b>	<b>\$21,623,027</b>	<b>-\$28,579</b>
	0000 - UNRESTRICTED RESOURCES	\$19,666,556	\$19,675,065	\$8,509
	2600 - EXPANDED LEARNING OPPORTUNITIES PROGRAM	\$0	\$0	\$0
	6010 - AFTER SCHOOL	\$1,373,131	\$1,373,131	\$0
	6266 - EDUCATOR EFFECTIVENESS	\$0	\$0	\$0
	6271 - CA NATIONAL BOARD CERTIFIED TEACHER INCENTIVE PROGRAM	\$0	\$0	\$0
	6332 - CA COMMUNITY SCHOOLS	\$0	\$0	\$0
	6387 - CTE	\$574,831	\$574,831	\$0
	6388 - STRONG WORKFORCE	\$0	\$0	\$0
	6515 - SP ED INFANT DISCRETIONARY	\$0	\$0	\$0
	6520 - WORKABILITY	\$0	\$0	\$0
	6536 - SE DISPUTE PREVENTION	\$0	\$0	\$0
	6537 - SE	\$0	\$0	\$0
	6546 - SE STATE MENTAL HEALTH-RELATED SERVICES	\$0	\$0	\$0
	6762- ARTS, MUSIC, AND INSTRUCTIONAL MATERIALS DISCRETIONARY BG	\$0	\$0	\$0
	6777-	\$0	\$0	\$0
	7370 - SUPPLEMENTARY PROGRAM	\$37,088	\$0	-\$37,088
	7412- A-G ACCESS/SUCCESS GRANT	\$0	\$0	\$0
	7413- A-G LEARNING LOSS MITIGATION GRANT	\$0	\$0	\$0
	7422 - IN-PERSON INSTRUCTION (IPI)	\$0	\$0	\$0

Azusa Unified School District  
**Budget Change Report Summary**

Fiscal Year 2024-2025

<b>Fund 01 - General Fund Restricted</b>		<b>1st Interim</b>	<b>2nd Interim</b>	<b>Difference Between</b>
		<b>Fiscal Year</b>	<b>Fiscal Year</b>	<b>1st Interim and 2nd</b>
		<b>2024-2025</b>	<b>2024-2025</b>	<b>Interim</b>
	7425 - EXPANDED LEARNING GRANT	\$0	\$0	\$0
	7426 - ELO (PARAPROFESSIONAL)	\$0	\$0	\$0
	7435- LEARNING RECOVERY EMERGENCY BG	\$0	\$0	\$0
	7690 - STRS ON BEHALF	\$0	\$0	\$0
	7810 - ETHNIC STUDIES	\$0	\$0	\$0
	7812- MULTI-TIERED SYSTEMS OF SUPPORT	\$0	\$0	\$0
<b>8300 - 8599 TOTAL STATE REVENUES</b>		<b>\$22,151,158</b>	<b>\$22,122,579</b>	<b>-\$28,579</b>
<b>OTHER LOCAL REVENUES</b>				
<b>8625</b>	COMMUNITY REDEVELOPMENT	\$0	\$0	\$0
<b>8650</b>	LEASES AND RENTALS	\$0	\$0	\$0
<b>8651</b>	USE OF FACIL FEE	\$0	\$0	\$0
<b>8660</b>	INTEREST	\$0	\$0	\$0
<b>8662</b>	FAIR VALUE OF INVESTMENT	\$0	\$0	\$0
<b>8675</b>	TRANSPORTATION FEES FROM INDIVIDUALS	\$0	\$0	\$0
<b>8677</b>	6500 - SPEC ED INTERAGENCY REVENUES	\$0	\$0	\$0
<b>8677</b>	9010 - OTHER LOCAL INTERAGENCY REVENUES	\$0	\$0	\$0
<b>8689</b>	ALL OTHER FEES & CONTRACTS	\$25,862	\$25,861	-\$1
<b>8692</b>	GIFTS	\$0	\$0	\$0
<b>8694</b>	E-RATE/CO-CURRIC	\$0	\$0	\$0
<b>8699</b>	ALL OTHER LOCAL REVENUE	\$467,644	\$1,988,389	\$1,520,745
<b>8710</b>	6500- TUITION	\$602,568	\$602,568	\$0
<b>8791</b>	6500 - SELPA Transfer	\$4,568,872	\$4,835,716	\$266,844



Azusa Unified School District  
**Budget Change Report Summary**

Fiscal Year 2024-2025

Fund 01 - General Fund Restricted		1st Interim Fiscal Year 2024-2025	2nd Interim Fiscal Year 2024-2025	Difference Between 1st Interim and 2nd Interim
<b>8600 - 8799 TOTAL OTHER LOCAL REVENUES</b>		<b>\$5,664,946</b>	<b>\$7,452,534</b>	<b>\$1,787,588</b>
<b>OTHER FINANCING SOURCES</b>				
<b>8919</b>	INTERFUND TRANSFERS IN	\$0	\$0	\$0
<b>8980</b>	CONTRIB TO UNREST RESOURCES	\$20,932,245	\$21,187,856	\$255,611
<b>8990</b>	CONTRIBUTIONS/TRANSFERS	\$0	\$0	\$0
<b>8900 - 8999 TOTAL TRANSFERS AND OTHER FINANCING</b>		<b>\$20,932,245</b>	<b>\$21,187,856</b>	<b>\$255,611</b>
<b>TOTAL REVENUES</b>				
<b>8000 - 8999 TOTAL REVENUES</b>		<b>\$66,156,717</b>	<b>\$68,464,585</b>	<b>\$2,307,868</b>
<b>CERTIFICATED SALARIES</b>				
<b>1100</b>	TEACHERS' SALARIES	\$10,225,672	\$9,899,581	-\$326,091
<b>1200</b>	PUPIL SUPPORT SALARIES	\$1,841,021	\$1,885,391	\$44,370
<b>1300</b>	SUPERVISORS' AND ADMINISTATORS SALARIES	\$1,049,943	\$1,030,936	-\$19,007
<b>1900</b>	OTHER CERTIFICATED SALARIES	\$2,688,952	\$2,137,883	-\$551,069
<b>1000 - 1999 TOTAL CERTIFICATED SALARIES</b>		<b>\$15,805,588</b>	<b>\$14,953,791</b>	<b>-\$851,797</b>
<b>CLASSIFIED SALARIES</b>				
<b>2100</b>	INSTRUCT AIDES' SALARIES	\$3,015,679	\$3,409,484	\$393,805
<b>2200</b>	CLASSIFIED SUPPORT SALARIES	\$2,541,921	\$2,842,417	\$300,496
<b>2300</b>	CLASSIFIED SUPV AND ADMN SALARIES	\$251,083	\$200,650	-\$50,433

Azusa Unified School District

**Budget Change Report Summary**

Fiscal Year 2024-2025

<b>Fund 01 - General Fund Restricted</b>		<b>1st Interim</b>	<b>2nd Interim</b>	<b>Difference Between</b>
		<b>Fiscal Year 2024-2025</b>	<b>Fiscal Year 2024-2025</b>	<b>1st Interim and 2nd Interim</b>
<b>2400</b>	CLERICAL AND OFFICE SALARIES	\$491,579	\$560,290	\$68,711
<b>2900</b>	OTHER CLASSIFIED SALARIES	\$145,356	\$145,380	\$24
<b>2000 - 2999 TOTAL CLASSIFIED SALARIES</b>		<b>\$6,445,618</b>	<b>\$7,158,221</b>	<b>\$712,603</b>

Azusa Unified School District  
**Budget Change Report Summary**

Fiscal Year 2024-2025

Fund 01 - General Fund Restricted		1st Interim Fiscal Year 2024-2025	2nd Interim Fiscal Year 2024-2025	Difference Between 1st Interim and 2nd Interim
<b>BENEFITS</b>				
<b>3100</b>	STRS (State Teacher's Retirement Systems)	\$7,969,356	\$7,752,775	-\$216,581
<b>3200</b>	PERS (Public Employees' Retirement System)	\$1,601,091	\$1,743,177	\$142,086
<b>3300</b>	OASDI/MEDI/PARS	\$736,848	\$786,284	\$49,436
<b>3400</b>	HEALTH AND WELFARE BENEFITS	\$1,373,500	\$1,540,171	\$166,671
<b>3500</b>	UNEMPLOYMENT INSURANCE	\$11,414	\$11,440	\$26
<b>3600</b>	WORKERS' COMPENSATION	\$901,692	\$910,648	\$8,956
<b>3700</b>	RETIREE BENEFITS	\$0	\$0	\$0
<b>3900</b>	OTHER BENEFITS	\$94,967	\$96,965	\$1,998
<b>3000 - 3999 TOTAL EMPLOYEE BENEFITS</b>		<b>\$12,688,868</b>	<b>\$12,841,460</b>	<b>\$152,592</b>
<b>BOOKS AND SUPPLIES</b>				
<b>4100</b>	TEXTBOOKS	\$1,316,054	\$1,320,856	\$4,802
<b>4200</b>	OTHER BOOKS	\$0	\$0	\$0
<b>4300</b>	INSTR MATERIALS & SUPPLIES	\$4,379,164	\$4,471,632	\$92,468
<b>4400</b>	NON CAPITALIZED EQUIPMENT	\$2,028,424	\$2,053,861	\$25,437
<b>4700</b>	FOOD	\$22,041	\$14,476	-\$7,565
<b>4000 - 4999 TOTAL BOOKS AND SUPPLIES</b>		<b>\$7,745,683</b>	<b>\$7,860,825</b>	<b>\$115,142</b>
<b>SERVICES</b>				
<b>5100</b>	SUBAGREEMENTS FOR SERVICES	\$9,672,115	\$9,843,938	\$171,823
<b>5200</b>	TRAVEL & CONF EXPENSE	\$371,081	\$350,576	-\$20,505
<b>5300</b>	DUES & MEMBERSHIPS	\$9,050	\$16,455	\$7,405

Azusa Unified School District  
**Budget Change Report Summary**

Fiscal Year 2024-2025

Fund 01 - General Fund Restricted		1st Interim Fiscal Year 2024-2025	2nd Interim Fiscal Year 2024-2025	Difference Between 1st Interim and 2nd Interim
<b>5400</b>	INSURANCE	\$0	\$0	\$0
<b>5500</b>	UTILITIES	\$73,292	\$73,292	\$0
<b>5600</b>	RENTALS, LEASES & REPAIRS	\$351,641	\$405,165	\$53,524
<b>5700</b>	INTERPROGRAM/INTERFUND SERVICES	\$1,667,161	\$74,486	-\$1,592,675
<b>5800</b>	OTHER SVCS/OPERATING EXPS/ERAF FEES	\$8,187,061	\$7,414,822	-\$772,239
<b>5900</b>	COMMUNICATIONS	\$7,000	\$0	-\$7,000
<b>5000 - 5999 TOTAL SERVICES &amp; OPERATIONAL COSTS</b>		<b>\$20,338,401</b>	<b>\$18,178,734</b>	<b>-\$2,159,667</b>
<b>CAPITAL OUTLAY</b>				
<b>6100</b>	SITES & SITES IMPROVEMENTS	\$0	\$0	\$0
<b>6200</b>	BUILDINGS AND BUILDING IMPROVEMENTS	\$322,416	\$322,416	\$0
<b>6400</b>	NEW EQUIPMENT	\$7,082,249	\$7,076,690	-\$5,559
<b>6500</b>	EQUIPMENT REPLACEMENT	\$627,538	\$614,537	-\$13,001
<b>6000 - 6999 TOTAL CAPITAL OUTLAY</b>		<b>\$8,032,203</b>	<b>\$8,013,643</b>	<b>-\$18,560</b>
<b>OTHER OUTGO &amp; DIRECT/ INDIRECT</b>				
<b>7110</b>	TUITIONS - INTERDISTRICT ATTENDANCE AGREEMENT	\$0	\$0	\$0
<b>7130</b>	STATE SPECIAL SCHOOLS	\$0	\$0	\$0
<b>7141</b>	PAYMENTS TO DISTRICTS	\$85,000	\$85,000	\$0
<b>7142</b>	OTHER TUITION/EXCESS COSTS	\$0	\$0	\$0
<b>7283</b>	OTHER OUTGO TO ROP	\$0	\$0	\$0
<b>7310</b>	TRANSFER OF INDIRECT COSTS	\$265,270	\$473,147	\$207,877
<b>7350</b>	TRANSFERS OF INDIRECT COSTS - Interfund	\$0	\$0	\$0
<b>7438</b>	DEBT SERVICES - Interest	\$0	\$0	\$0

Azusa Unified School District  
**Budget Change Report Summary**

Fiscal Year 2024-2025

		1st Interim	2nd Interim	Difference Between
		Fiscal Year	Fiscal Year	1st Interim and 2nd
		2024-2025	2024-2025	Interim
<b>Fund 01 - General Fund Restricted</b>				
<b>7439</b>	DEBT SERVICES - Principal	\$0	\$0	\$0
<b>7000 - 7499 TOTAL OTHER OUTGO</b>		<b>\$350,270</b>	<b>\$558,147</b>	<b>\$207,877</b>
<b>OTHER TRANSFER USES &amp; TRANSFER OUT</b>				
<b>7611</b>	TRANSFER OUT-CHILD DEVELOPMENT	\$0	\$0	\$0
<b>7616</b>	TO CAFETERIA FUND	\$0	\$0	\$0
<b>7619</b>	OTHER AUTHORIZED TRANSFERS	\$0	\$0	\$0
<b>7600 - 7629 INTERFUND TRANSFER - OUT</b>		<b>\$0</b>	<b>\$0</b>	<b>\$0</b>
<b>TOTAL EXPENDITUES</b>				
<b>1000 - 7999 TOTAL EXPENDITURES</b>		<b>\$71,406,632</b>	<b>\$69,564,822</b>	<b>-\$1,841,810</b>
<b>1000 - 7999 TOTAL EXPENDITURES</b>		<b>\$71,406,632</b>	<b>\$69,564,822</b>	<b>-\$1,841,810</b>
<b>FUND BALANCE</b>				
BEGINNING FUND BALANCE		\$50,147,741	\$50,147,741	
<b>NET INCREASE (DECREASE) IN FUND BALANCE</b>		<b>-\$5,249,915</b>	<b>-\$1,100,237</b>	<b>\$1,515,719</b>
AUDIT ADJUSTMENTS		-\$8,123,374	-\$8,123,374	
<b>ENDING FUND BALANCE</b>		<b>\$36,774,452</b>	<b>\$40,924,130</b>	

### Adult Education Fund Narrative

The Azusa Adult Education Center (AAEC) has served the AUSD community since 1938. With a proud 77-year heritage of service, the school offers 21st-century-focused classes designed to meet our community's varied academic preparation, language development, and career training needs.

Classes are held at the AAEC and are offered in day and evening formats to offer maximum flexibility for our students' busy lives. Adult School programs include English as a Second Language (ESL), Adult Basic Education, High School Diploma and HiSET (GED), and various Career Technical Education classes in the medical and business sectors.

## Summary of Revisions to Adult Education Fund Budget

The following narrative will summarize the significant revenue and expenditure changes by categories for the Adult Education Fund:

### I. 2024-2025 Adult Education Fund Revenues

#### A. Federal Revenues

Federal Revenues changed from \$210,235 at First Interim to \$213,898 at Second Interim, an increase of \$3,663. The increase is attributed to a projected change in funding allocation.

#### B. State Revenues

State Revenues changed from \$1,723,576 at First Interim to \$1,707,094 at Second Interim, a decrease of \$16,482. The decrease is attributed to the projected change in funding allocation.

#### C. Local Revenues

Local Revenues changed from \$15,000 at First Interim to \$19,949 at Second Interim, an increase of \$4,949. The increase is attributed to the increase in fees collected.

#### D. Other Transfers In

Other Transfers In remained unchanged at Second Interim.

E. Total Adult Education Fund Revenues

Total Adult Education Fund revenues changed from \$1,948,811 at First Interim to \$1,940,941 at Second Interim, a decrease of \$7,870.



## II. 2024-2025 Adult Education Fund Expenditures

### A. Certificated Salaries

Certificated Personnel Salaries changed from \$826,513 at First Interim to \$829,712 at Second Interim, an increase of \$3,199. The increase is primarily due to the \$2,500 off-schedule payment for all certificated employees, offset by unfilled positions that were budgeted in the Adopted Budget and remain unfilled as of the Second Interim reporting.

### B. Classified Salaries

Classified Personnel Salaries changed from \$292,957 at First Interim to \$295,669 at Second Interim, an increase of \$2,712. The increase is primarily due to the \$2,500 off-schedule payment for all classified employees.

### C. Employee Benefits

Employee Benefits changed from \$481,596 at First Interim to \$494,227 at Second Interim, an increase of \$12,631. The increase is primarily due to the projected change in salaries noted above.

### D. Books, Supplies, and Other Materials

Books, Supplies, and Other Materials changed from \$85,837 at First Interim to \$195,814 at Second Interim, an increase of \$109,977. The increase is primarily due to a change in the spending plan.

E. Contracted Services and Other Operating Expenditures

Contracted Services and Other Operating Expenditures changed from \$215,414 at First Interim to \$334,039 at Second Interim, an increase of \$118,625. The increase is primarily due to a change in the spending plan.

F. Capital Outlay

Capital Outlay changes from \$15,000 at First Interim to \$55,100 at Second Interim, an increase of \$40,100. The increase is primarily due to a change in the spending plan.

G. Other Outgo/Transfers Out

Other Outgo/Transfers Out Expenditures remain unchanged at Second Interim.

H. Total Adult Fund Expenditures

Total Adult Fund Expenditures changed from \$1,993,694 at First Interim to \$2,293,433 at Second Interim, an increase of \$299,739.

III. Fund Balance

Total revenues are \$1,940,941, and total expenditures are \$2,293,433 at Second Interim, a deficit of \$352,492.

Azusa Unified School District

**Budget Change Report Summary**

Fiscal Year 2024-2025

Fund 11 - Adult Education Fund		First Interim Fiscal Year 2024-2025	Second Interim Fiscal Year 2024-2025	Difference Between 1st Interim and 2nd Interim	Percent Change Between 1st Interim and 2nd Interim
<b>LCFF SOURCES</b>					
8091	LCFF TRANSFERS - CURRENT YEAR	\$0	\$0	\$0	0%
8099	LCFF/REVENUE LIMIT TRANSFERS - PRIOR YEAR	\$0	\$0	\$0	0%
<b>8010-8099 TOTAL, LCFF SOURCES</b>		<b>\$0</b>	<b>\$0</b>	<b>\$0</b>	<b>\$0</b>
<b>FEDERAL REVENUES</b>					
8285	INTERAGENCY CONTRACTS BETWEEN LEAS	\$0	\$0	\$0	0%
8287	PASS-THROUGH REVENUES FROM FEDERAL SOURCES	\$0	\$0	\$0	0%
8290	3500-3599 CAREER & TECHNICAL EDUCATION	\$210,235	\$213,898	\$3,663	2%
8290	ALL OTHER FEDERAL REVENUE	\$0	\$0	\$0	0%
<b>8100-8299 TOTAL, FEDERAL REVENUE</b>		<b>\$210,235</b>	<b>\$213,898</b>	<b>\$3,663</b>	<b>2%</b>
<b>STATE REVENUES</b>					
8311	ALL OTHER STATE APPORTIONMENT - CURRENT YEAR	\$0	\$0	\$0	0%
8319	ALL OTHER STATE APPORTIONMENT - PRIOR YEAR	\$0	\$0	\$0	0%
8587	PASS-THROUGH REVENUES FROM STATE SOURCES	\$0	\$0	\$0	0%
8590	6391 - ADULT EDUCATION PROGRAM	\$1,566,509	\$1,550,027	-\$16,482	-1%
8590	ALL OTHER STATE REVENUES	\$157,067	\$157,067	\$0	0%
<b>8300 - 8599 TOTAL, OTHER STATE REVENUE</b>		<b>\$1,723,576</b>	<b>\$1,707,094</b>	<b>-\$16,482</b>	<b>-1%</b>
<b>OTHER LOCAL REVENUE</b>					
8650	LEASES & RENTALS	\$0	\$0	\$0	0%
8660	INTEREST	\$15,000	\$19,946	\$4,946	33%
8662	NET INCREASE/(DECREASE) IN FAIR VALUE OF INVESTMENTS	\$0	\$0	\$0	0%
8671	ADULT EDUCATION FEES	\$0	\$0	\$0	0%
8677	INTERAGENCY SERVICES	\$0	\$0	\$0	0%
8699	ALL OTHER LOCAL REVENUES	\$0	\$0	\$0	0%
8710	TUITION	\$0	\$0	\$0	0%
<b>8600 - 8799 TOTAL, OTHER LOCAL REVENUE</b>		<b>\$15,000</b>	<b>\$19,946</b>	<b>\$4,946</b>	<b>33%</b>

Azusa Unified School District

**Budget Change Report Summary**

Fiscal Year 2024-2025

<b>Fund 11 - Adult Education Fund</b>		<b>First Interim</b>	<b>Second Interim</b>	<b>Difference Between</b>	<b>Percent Change</b>
		<b>Fiscal Year</b>	<b>Fiscal Year</b>	<b>1st Interim and 2nd</b>	<b>Between</b>
		<b>2024-2025</b>	<b>2024-2025</b>	<b>Interim</b>	<b>1st Interim and 2nd</b>
					<b>Interim</b>
<b>INTERFUND TRANSFERS IN</b>					
<b>8919</b>	OTHER AUTHORIZED TRANSFER IN	\$0	\$0	\$0	0%
<b>8965</b>	TRANSFERS FROM FUNDS OF LAPSED/REORGANIZED LEAS	\$0	\$0	\$0	0%
<b>8971</b>	PROCEEDS FROM CERTIFICATE OF PARTICIPATION	\$0	\$0	\$0	0%
<b>8972</b>	PROCEEDS FROM LEASES	\$0	\$0	\$0	0%
<b>8979</b>	ALL OTHER SOURCES	\$0	\$0	\$0	0%
<b>8980</b>	CONTRIBUTIONS TO/FROM UNRESTRICTED REVENUES	\$0	\$0	\$0	0%
<b>8990</b>	CONTRIBUTIONS TO/FROM RESTRICTED REVENUES	\$0	\$0	\$0	0%
<b>8900 - 8999 TOTAL, INTERFUND TRANSFERS IN</b>		<b>\$0</b>	<b>\$0</b>	<b>\$0</b>	<b>0%</b>
<b>TOTAL REVENUES</b>					
<b>8000 - 8999 TOTAL REVENUES</b>		<b>\$1,948,811</b>	<b>\$1,940,938</b>	<b>-\$7,873</b>	<b>34%</b>

**CERTIFICATED SALARIES**

Azusa Unified School District

**Budget Change Report Summary**

Fiscal Year 2024-2025

<b>Fund 11 - Adult Education Fund</b>		First Interim	Second Interim	Difference Between	Percent Change
		Fiscal Year	Fiscal Year	1st Interim and 2nd	Between
		2024-2025	2024-2025	1st Interim and 2nd	1st Interim and 2nd
				Interim	Interim
<b>1100</b>	CERTIFICATED TEACHERS' SALARIES	\$502,809	\$498,465	-\$4,344	-1%
<b>1200</b>	CERTIFICATED PUPIL SUPPORT SALARIES	\$122,237	\$119,136	-\$3,101	-3%
<b>1300</b>	CERTIFICATED SUPERVISORS' AND ADMINISTRATORS' SALARIES	\$201,467	\$212,111	\$10,644	5%
<b>1900</b>	OTHER CERTIFICATED SALARIES	\$0	\$0	\$0	0%
<b>1000 - 1999 TOTAL, CERTIFICATED SALARIES</b>		<b>\$826,513</b>	<b>\$829,712</b>	<b>\$3,199</b>	<b>2%</b>
<b>CLASSIFIED SALARIES</b>					
<b>2100</b>	CLASSIFIED INSTRUCTIONAL SALARIES	\$20,642	\$21,816	\$1,174	6%
<b>2200</b>	CLASSIFIED SUPPORT SALARIES	\$28,062	\$24,559	-\$3,503	-12%
<b>2300</b>	CLASSIFIED SUPERVISORS' AND ADMINISTRATORS' SALARIES	\$0	\$0	\$0	0%
<b>2400</b>	CLERICAL, TECHNICAL, AND OFFICE SALARIES	\$244,253	\$249,294	\$5,041	2%
<b>2900</b>	OTHER CLASSIFIED SALARIES	\$0	\$0	\$0	0%
<b>2000 - 2999 TOTAL, CLASSIFIED SALARIES</b>		<b>\$292,957</b>	<b>\$295,669</b>	<b>\$2,712</b>	<b>-5%</b>
<b>EMPLOYEE BENEFITS</b>					
<b>3100</b>	STRS	\$266,270	\$274,164	\$7,894	3%
<b>3200</b>	PERS	\$72,445	\$73,338	\$893	1%
<b>3300</b>	OASDI/MEDICARE/ALTERNATIVE	\$33,824	\$37,685	\$3,861	11%
<b>3400</b>	HEALTH AND WELFARE BENEFITS	\$62,684	\$58,496	-\$4,188	-7%
<b>3500</b>	UNEMPLOYMENT INSURANCE	\$578	\$623	\$45	8%
<b>3600</b>	WORKERS' COMPENSATION	\$45,794	\$49,921	\$4,127	9%
<b>3700</b>	OPEB (RETIREE) BENEFITS	\$0	\$0	\$0	0%
<b>3900</b>	OTHER EMPLOYEE BENEFITS	\$0	\$0	\$0	0%
<b>3000 - 3999 TOTAL, EMPLOYEE BENEFITS</b>		<b>\$481,595</b>	<b>\$494,227</b>	<b>\$12,632</b>	<b>26%</b>
<b>BOOKS AND SUPPLIES</b>					

Azusa Unified School District

**Budget Change Report Summary**

Fiscal Year 2024-2025

<b>Fund 11 - Adult Education Fund</b>		First Interim	Second Interim	Difference Between	Percent Change
		Fiscal Year	Fiscal Year	1st Interim and 2nd	Between
		2024-2025	2024-2025	1st Interim and 2nd	1st Interim and 2nd
				Interim	Interim
<b>4100</b>	APPROVED TEXTBOOKS AND CORE CURRICULA MATERIALS	\$5,000	\$13,500	\$8,500	170%
<b>4200</b>	BOOKS AND OTHER REFERENCE MATERIALS	\$0	\$0	\$0	0%
<b>4300</b>	MATERIALS & SUPPLIES	\$68,837	\$179,314	\$110,477	160%
<b>4400</b>	NONCAPITALIZED EQUIPMENT	\$12,000	\$3,000	-\$9,000	-75%
<b>4000 - 4999 TOTAL, BOOKS AND SUPPLIES</b>		<b>\$85,837</b>	<b>\$195,814</b>	<b>\$109,977</b>	<b>255%</b>
<b>SERVICES</b>					
<b>5100</b>	SUBAGREEMENTS FOR SERVICES	\$0	\$0	\$0	0%
<b>5200</b>	TRAVEL & CONFERENCES	\$9,500	\$8,500	-\$1,000	-11%
<b>5300</b>	DUES & MEMBERSHIPS	\$0	\$0	\$0	0%
<b>5400</b>	INSURANCE	\$0	\$0	\$0	0%
<b>5500</b>	OPERATIONS AND HOUSEKEEPING SERVICES	\$57,561	\$125,000	\$67,439	117%
<b>5600</b>	RENTALS, LEASES, REPAIRS, AND NONCAPITALIZED IMPROVEMENTS	\$2,000	\$4,800	\$2,800	140%
<b>5700</b>	TRANSFERS OF DIRECT COSTS	\$3,000	\$3,000	\$0	0%
<b>5800</b>	PROFESSIONAL/CONSULTING SERVICES AND OPERATING EXPENDITURES	\$133,353	\$172,739	\$39,386	30%
<b>5900</b>	COMMUNICATIONS	\$10,000	\$20,000	\$10,000	100%
<b>5000 - 5999 TOTAL, SERVICES &amp; OTHER OPERATING EXPENDITURES</b>		<b>\$215,414</b>	<b>\$334,039</b>	<b>\$118,625</b>	<b>376%</b>
<b>CAPITAL OUTLAY</b>					
<b>6100</b>	LAND	\$0	\$0	\$0	0%
<b>6170</b>	LAND IMPROVEMENT	\$0	\$0	\$0	0%
<b>6200</b>	BUILDING AND IMPROVEMENT OF BUILDINGS	\$0	\$0	\$0	0%
<b>6400</b>	EQUIPMENT	\$15,000	\$55,100	\$40,100	267%
<b>6500</b>	EQUIPMENT REPLACEMENT	\$0	\$0	\$0	0%
<b>6600</b>	LEASE ASSETS	\$0	\$0	\$0	0%
<b>6000 - 6999 TOTAL, CAPITAL OUTLAY</b>		<b>\$15,000</b>	<b>\$55,100</b>	<b>\$40,100</b>	<b>267%</b>
<b>OTHER OUTGO</b>					
<b>7110</b>	TUITIONS - INTERDISTRICT ATTENDANCE AGREEMENT	\$0	\$0	\$0	0%

Azusa Unified School District

**Budget Change Report Summary**

Fiscal Year 2024-2025

<b>Fund 11 - Adult Education Fund</b>		First Interim Fiscal Year 2024-2025	Second Interim Fiscal Year 2024-2025	Difference Between 1st Interim and 2nd Interim	Percent Change Between 1st Interim and 2nd Interim
<b>7130</b>	STATE SPECIAL SCHOOLS	\$0	\$0	\$0	0%
<b>7141</b>	PAYMENTS TO DISTRICTS OR CHARTER SCHOOLS	\$0	\$0	\$0	0%
<b>7142</b>	PAYMENT TO COUNTY OFFICES	\$0	\$0	\$0	0%
<b>7211</b>	TRANSFER OF PASS-THROUGH TO DISTRICT/CHARTER	\$0	\$0	\$0	0%
<b>7212</b>	TRANSFER OF PASS-THROUGH TO COUNTY OFFICES	\$0	\$0	\$0	0%
<b>7213</b>	TRANSFER OF PASS-THROUGH TO JPA	\$0	\$0	\$0	0%
<b>7283</b>	ALL OTHER TRANSFERS	\$0	\$0	\$0	0%
<b>7310</b>	TRANSFER OF INDIRECT COSTS	\$0	\$0	\$0	0%
<b>7350</b>	TRANSFERS OF INDIRECT COSTS - INTERFUND	\$76,377	\$88,872	\$12,495	16%
<b>7438</b>	DEBT SERVICES - INTEREST	\$0	\$0	\$0	0%
<b>7439</b>	DEBT SERVICES - PRINCIPAL	\$0	\$0	\$0	0%
<b>7000 - 7499 TOTAL, OTHER OUTGO</b>		<b>\$76,377</b>	<b>\$88,872</b>	<b>\$12,495</b>	<b>16%</b>
<b>INTERFUND TRANSFERS OUT</b>					
<b>7611</b>	TRANSFER OUT-CHILD DEVELOPMENT	\$0	\$0	\$0	0%
<b>7613</b>	TRANSFER TO STATE SCHOOL BUILDING FUND	\$0	\$0	\$0	0%
<b>7616</b>	TO CAFETERIA FUND	\$0	\$0	\$0	0%
<b>7619</b>	OTHER AUTHORIZED INTERFUND TRANSFERS OUT	\$0	\$0	\$0	0%
<b>7651</b>	TRANSFERS OF FUNDS FROM LAPSED/REORGANIZED	\$0	\$0	\$0	0%
<b>7699</b>	ALL OTHER FINANCING	\$0	\$0	\$0	0%
<b>7600 - 7629 TOTAL, INTERFUND TRANSFERS OUT</b>		<b>\$0</b>	<b>\$0</b>	<b>\$0</b>	<b>0%</b>
<b>TOTAL EXPENDITURES</b>					
<b>1000 - 7999 TOTAL EXPENDITURES</b>		<b>\$1,993,693</b>	<b>\$2,293,433</b>	<b>\$299,740</b>	
<b>FUND BALANCE</b>					
BEGINNING FUND BALANCE		\$959,501	\$959,501	\$0	0%

Azusa Unified School District

**Budget Change Report Summary**

Fiscal Year 2024-2025

Fund 11 - Adult Education Fund	First Interim Fiscal Year 2024-2025	Second Interim Fiscal Year 2024-2025	Difference Between 1st Interim and 2nd Interim	Percent Change Between 1st Interim and 2nd Interim
<b>NET INCREASE (DECREASE) IN FUND BALANCE</b>	-\$44,882	-\$352,495	-\$307,613	685%
AUDIT ADJUSTMENTS	\$0	\$0	\$0	0%
<b>ENDING FUND BALANCE</b>	\$914,619	\$607,006	-\$307,613	685%



### Child Development Fund Narrative

The State Department of Education authorizes the District's Child Development Fund to account for the operation of the various Child Development programs, Dual Language Immersion (DLI) Preschool, California State Preschool Programs (CSPP), and Special Education Preschool. The programs are accounted for in Fund 12 to comply with state-wide accounting procedures.

The Child Development program operates on the Longfellow campus as well as on each elementary campus. Each site operates at least one preschool class.

The preschool program provides part-day-part-year programs and a full-day-full-year program. Its 49 employees provide school readiness to approximately 289 (3 to 5-year-old) District students. The 2024-2025 programs are budgeted as contract revenues, to allow these programs to operate on a self-sufficient basis from the District's General Fund. The DLI programs are funded through the LCAP, and the Special Education program is funded through Special Education funds and General Fund.

## Summary of Revisions to Child Development Fund Budget

The following narrative will summarize the revenue and expenditure categories for the Child Development Fund.

### I. 2024-2025 Child Development Revenues

#### A. Federal Revenues

Federal Revenues remain unchanged from at Second Interim.

#### B. State Revenues

State Revenues decreased from \$2,292,290 at the First Interim to \$2,272,554 at the Second Interim, a decrease of \$19,736. The decrease is due to the California State Preschool Program (CSPP) receiving a decrease in its annual contract for the 2024-2025 school year.

#### C. Local Revenues

Local Revenues changed from \$111,209 at First Interim to \$181,685 at Second Interim, an increase of \$70,476. The increase is due to the change in the projected amount fees to be collected.

#### D. Total Child Development Fund Revenues

Total Child Development Fund Revenues changed from \$2,403,499 at First Interim to \$2,454,239 at Second Interim, an increase of \$50,740.

## II. 2024-2025 Child Development Expenditures

### A. Certificated Salaries

Certificated Personnel Salaries changed from \$718,067 at First Interim to \$853,359 at Second Interim, an increase of \$135,292. The increase is due to aligning the budget to the actual spending plan and the \$2,500 off-schedule payment for all certificated employees.

### B. Classified Salaries

Classified Personnel Salaries changed from \$374,239 at First Interim to \$368,150 at Second Interim, an increase of \$6,089. The increase is due to the \$2,500 off-schedule payment for all classified employees.

### C. Employee Benefits

Employee Benefits changed from \$359,470 at First Interim to \$423,736 at Second Interim, an increase of \$64,266. The increase is a result of the previously mentioned rise in salaries noted above.

### D. Books, Supplies, and Other Materials

Books, Supplies, and Other Materials changed from \$201,810 at First Interim to \$339,584 at Second Interim, an increase of \$137,774. The increase is due to aligning the budget to the actual spending plan.

E. Contracted Services and Other Operating Expenditures

Contracted Services and Other Operating Expenditures changed from \$28,495 at First Interim to \$57,073 at Second Interim, an increase of \$28,578. The increase is due to aligning the budget to the actual spending plan.

F. Capital Outlay

Capital Outlay expenditures changed from \$0 at First Interim to \$330,000 at Second Interim, an increase of \$330,00. The increase is due to the shade structure project at Valleydale.

G. Other Outgo/Transfers Out

Other Outgo Expenditures remain unchanged at Second Interim.

H. Total Child Development Fund Expenditures

Total Child Development Fund Expenditures changed from \$1,740,362 at First Interim to \$2,467,229 at Second Interim, an increase of \$726,887.

III. Fund Balance

Total revenues are \$2,454,239, and total expenditures are \$2,467,229 at Second Interim, a deficit of \$12,990.

Azusa Unified School District

**Budget Change Report Summary**

Fiscal Year 2024-2025

Fund 12 - Child Development Fund		First Interim	Second Interim	Difference	Percent Change
		Fiscal Year 2024-2025	Fiscal Year 2024-2025	Between 1st Interim and 2nd Interim	Between 1st Interim and 2nd Interim
<b>LCFF SOURCES</b>					
8091	LCFF TRANSFERS - CURRENT YEAR	\$0	\$0	\$0	0%
8099	LCFF/REVENUE LIMIT TRANSFERS - PRIOR YEAR	\$0	\$0	\$0	0%
<b>8010-8099 TOTAL, LCFF SOURCES</b>		<b>\$0</b>	<b>\$0</b>	<b>\$0</b>	<b>0%</b>
<b>FEDERAL REVENUES</b>					
8285	INTERAGENCY CONTRACTS BETWEEN LEAS	\$0	\$0	\$0	0%
8287	PASS-THROUGH REVENUES FROM FEDERAL SOURCES	\$0	\$0	\$0	0%
8290	3010 - TITLE I, PART A, BASIC	\$0	\$0	\$0	0%
8290	ALL OTHER FEDERAL REVENUE	\$0	\$0	\$0	0%
<b>8100-8299 TOTAL, FEDERAL REVENUE</b>		<b>\$0</b>	<b>\$0</b>	<b>\$0</b>	<b>0%</b>
<b>STATE REVENUES</b>					
8311	ALL OTHER STATE APPORTIONMENT - CURRENT YEAR	\$0	\$0	\$0	0%
8319	ALL OTHER STATE APPORTIONMENT - PRIOR YEAR	\$0	\$0	\$0	0%
8587	PASS-THROUGH REVENUES FROM STATE SOURCES	\$0	\$0	\$0	0%
8590	6105 - STATE PRESCHOOL	\$1,640,923	\$1,989,515	\$348,592	21%
8590	ALL OTHER STATE REVENUES	\$651,367	\$283,039	-\$368,328	-57%
<b>8300 - 8599 TOTAL, OTHER STATE REVENUE</b>		<b>\$2,292,290</b>	<b>\$2,272,554</b>	<b>-\$19,736</b>	<b>-35%</b>
<b>OTHER LOCAL REVENUE</b>					
8631	SALES OF EQUIPMENT/SUPPLIES	\$0	\$0	\$0	0%
8650	LEASES & RENTALS	\$0	\$0	\$0	0%
8660	INTEREST	\$25,000	\$88,476	\$63,476	254%
8662	NET INCREASE/(DECREASE) IN FAIR VALUE OF INVESTMENTS	\$0	\$0	\$0	0%
8671	ADULT EDUCATION FEES	\$0	\$0	\$0	0%

Azusa Unified School District

**Budget Change Report Summary**

Fiscal Year 2024-2025

<b>Fund 12 - Child Development Fund</b>		<b>First Interim</b>	<b>Second Interim</b>	<b>Difference</b>	<b>Percent Change</b>
		<b>Fiscal Year</b>	<b>Fiscal Year</b>	<b>Between</b>	<b>Between</b>
		<b>2024-2025</b>	<b>2024-2025</b>	<b>1st Interim and</b>	<b>1st Interim and</b>
				<b>2nd Interim</b>	<b>2nd Interim</b>
<b>8673</b>	CHILD DEVELOPMENT PARENT FEE	\$0	\$10,000	\$10,000	0%
<b>8677</b>	INTERAGENCY SERVICES	\$0	\$0	\$0	0%
<b>8699</b>	ALL OTHER LOCAL REVENUES	\$86,209	\$83,209	-\$3,000	-3%
<b>8710</b>	TUITION	\$0	\$0	\$0	0%
<b>8600 - 8799 TOTAL, OTHER LOCAL REVENUE</b>		<b>\$111,209</b>	<b>\$181,685</b>	<b>\$70,476</b>	<b>250%</b>
<b>INTERFUND TRANSFERS IN</b>					
<b>8919</b>	OTHER AUTHORIZED TRANSFER IN	\$0	\$0	\$0	0%
<b>8965</b>	TRANSFERS FROM FUNDS OF LAPSED/REORGANIZED LEAS	\$0	\$0	\$0	0%
<b>8971</b>	PROCEEDS FROM CERTIFICATE OF PARTICIPATION	\$0	\$0	\$0	0%
<b>8972</b>	PROCEEDS FROM LEASES	\$0	\$0	\$0	0%
<b>8979</b>	ALL OTHER SOURCES	\$0	\$0	\$0	0%
<b>8980</b>	CONTRIBUTIONS TO/FROM UNRESTRICTED REVENUES	\$0	\$0	\$0	0%
<b>8990</b>	CONTRIBUTIONS TO/FROM RESTRICTED REVENUES	\$0	\$0	\$0	0%
<b>8900 - 8999 TOTAL, INTERFUND TRANSFERS IN</b>		<b>\$0</b>	<b>\$0</b>	<b>\$0</b>	<b>0%</b>
<b>TOTAL REVENUES</b>					
<b>8000 - 8999 TOTAL REVENUES</b>		<b>\$2,403,499</b>	<b>\$2,454,239</b>	<b>\$50,740</b>	<b>215%</b>

Azusa Unified School District

**Budget Change Report Summary**

Fiscal Year 2024-2025

Fund 12 - Child Development Fund		First Interim	Second Interim	Difference	Percent Change
		Fiscal Year 2024-2025	Fiscal Year 2024-2025	Between 1st Interim and 2nd Interim	Between 1st Interim and 2nd Interim
<b>CERTIFICATED SALARIES</b>					
<b>1100</b>	CERTIFICATED TEACHERS' SALARIES	\$542,921	\$567,010	\$24,089	4%
<b>1200</b>	CERTIFICATED PUPIL SUPPORT SALARIES	\$0	\$0	\$0	0%
<b>1300</b>	CERTIFICATED SUPERVISORS' AND ADMINISTRATORS' SALARIES	\$175,146	\$286,349	\$111,203	63%
<b>1900</b>	OTHER CERTIFICATED SALARIES	\$0	\$0	\$0	0%
<b>1000 - 1999 TOTAL, CERTIFICATED SALARIES</b>		<b>\$718,067</b>	<b>\$853,359</b>	<b>\$135,292</b>	<b>68%</b>
<b>CLASSIFIED SALARIES</b>					
<b>2100</b>	CLASSIFIED INSTRUCTIONAL SALARIES	\$228,867	\$222,068	-\$6,799	-3%
<b>2200</b>	CLASSIFIED SUPPORT SALARIES	\$22,645	\$23,667	\$1,022	5%
<b>2300</b>	CLASSIFIED SUPERVISORS' AND ADMINISTRATORS' SALARIES	\$0	\$0	\$0	0%
<b>2400</b>	CLERICAL, TECHNICAL, AND OFFICE SALARIES	\$122,727	\$122,415	-\$312	0%
<b>2900</b>	OTHER CLASSIFIED SALARIES	\$0	\$0	\$0	0%
<b>2000 - 2999 TOTAL, CLASSIFIED SALARIES</b>		<b>\$374,239</b>	<b>\$368,150</b>	<b>-\$6,089</b>	<b>1%</b>
<b>EMPLOYEE BENEFITS</b>					
<b>3100</b>	STRS	\$174,976	\$196,042	\$21,066	12%
<b>3200</b>	PERS	\$46,151	\$58,835	\$12,684	27%
<b>3300</b>	OASDI/MEDICARE/ALTERNATIVE	\$34,052	\$37,024	\$2,972	9%
<b>3400</b>	HEALTH AND WELFARE BENEFITS	\$60,051	\$82,363	\$22,312	37%
<b>3500</b>	UNEMPLOYMENT INSURANCE	\$546	\$612	\$66	12%
<b>3600</b>	WORKERS' COMPENSATION	\$43,694	\$48,860	\$5,166	12%
<b>3700</b>	OPEB (RETIREE) BENEFITS	\$0	\$0	\$0	0%
<b>3900</b>	OTHER EMPLOYEE BENEFITS	\$0	\$0	\$0	0%

Azusa Unified School District

**Budget Change Report Summary**

Fiscal Year 2024-2025

Fund 12 - Child Development Fund		First Interim	Second Interim	Difference	Percent Change
		Fiscal Year 2024-2025	Fiscal Year 2024-2025	Between 1st Interim and 2nd Interim	Between 1st Interim and 2nd Interim
<b>3000 - 3999 TOTAL, EMPLOYEE BENEFITS</b>		<b>\$359,470</b>	<b>\$423,736</b>	<b>\$64,266</b>	<b>109%</b>
<b>BOOKS AND SUPPLIES</b>					
<b>4100</b>	APPROVED TEXTBOOKS AND CORE CURRICULA MATERIALS	\$0	\$0	\$0	0%
<b>4200</b>	BOOKS AND OTHER REFERENCE MATERIALS	\$0	\$0	\$0	0%
<b>4300</b>	MATERIALS & SUPPLIES	\$153,958	\$247,332	\$93,374	61%
<b>4400</b>	NONCAPITALIZED EQUIPMENT	\$31,612	\$69,012	\$37,400	118%
<b>4700</b>	FOOD	\$16,240	\$23,240	\$7,000	43%
<b>4000 - 4999 TOTAL, BOOKS AND SUPPLIES</b>		<b>\$201,810</b>	<b>\$339,584</b>	<b>\$137,774</b>	<b>222%</b>
<b>SERVICES</b>					
<b>5100</b>	SUBAGREEMENTS FOR SERVICES	\$0	\$0	\$0	0%
<b>5200</b>	TRAVEL & CONFERENCES	\$1,116	\$1,440	\$324	29%
<b>5300</b>	DUES & MEMBERSHIPS	\$0	\$0	\$0	0%
<b>5400</b>	INSURANCE	\$0	\$0	\$0	0%
<b>5500</b>	OPERATIONS AND HOUSEKEEPING SERVICES	\$0	\$0	\$0	0%
<b>5600</b>	RENTALS, LEASES, REPAIRS, AND NONCAPITALIZED IMPROVEMENTS	\$0	\$0	\$0	0%
<b>5700</b>	TRANSFERS OF DIRECT COSTS	\$104	\$104	\$0	0%
<b>5800</b>	PROFESSIONAL/CONSULTING SERVICES AND OPERATING EXPENDITURES	\$27,275	\$55,529	\$28,254	104%
<b>5900</b>	COMMUNICATIONS	\$0	\$0	\$0	0%
<b>5000 - 5999 TOTAL, SERVICES &amp; OTHER OPERATING EXPENDITURES</b>		<b>\$28,495</b>	<b>\$57,073</b>	<b>\$28,578</b>	<b>133%</b>
<b>CAPITAL OUTLAY</b>					
<b>6170</b>	LAND IMPROVEMENTS	\$0	\$330,000	\$330,000	0%
<b>6200</b>	BUILDING AND IMPROVEMENT OF BUILDINGS	\$0	\$0	\$0	0%
<b>6400</b>	EQUIPMENT	\$0	\$0	\$0	0%



Azusa Unified School District

**Budget Change Report Summary**

Fiscal Year 2024-2025

<b>Fund 12 - Child Development Fund</b>		<b>First Interim</b>	<b>Second Interim</b>	<b>Difference Between</b>	<b>Percent Change Between</b>
		<b>Fiscal Year 2024-2025</b>	<b>Fiscal Year 2024-2025</b>	<b>1st Interim and 2nd Interim</b>	<b>1st Interim and 2nd Interim</b>
<b>6500</b>	EQUIPMENT REPLACEMENT	\$0	\$0	\$0	0%
<b>6600</b>	LEASE ASSETS	\$0	\$0	\$0	0%
<b>6000 - 6999 TOTAL, CAPITAL OUTLAY</b>		<b>\$0</b>	<b>\$330,000</b>	<b>\$330,000</b>	<b>100%</b>
<b>OTHER OUTGO</b>					
<b>7110</b>	TUITIONS - INTERDISTRICT ATTENDANCE AGREEMENT	\$0	\$0	\$0	0%
<b>7130</b>	STATE SPECIAL SCHOOLS	\$0	\$0	\$0	0%
<b>7141</b>	PAYMENTS TO DISTRICTS OR CHARTER SCHOOLS	\$0	\$0	\$0	0%
<b>7142</b>	PAYMENT TO COUNTY OFFICES	\$0	\$0	\$0	0%
<b>7211</b>	TRANSFER OF PASS-THROUGH TO DISTRICT/CHARTER	\$0	\$0	\$0	0%
<b>7212</b>	TRANSFER OF PASS-THROUGH TO COUNTY OFFICES	\$0	\$0	\$0	0%
<b>7213</b>	TRANSFER OF PASS-THROUGH TO JPA	\$0	\$0	\$0	0%
<b>7299</b>	OTHER TRANSFERS	\$0	\$0	\$0	0%
<b>7283</b>	ALL OTHER TRANSFERS	\$0	\$0	\$0	0%
<b>7310</b>	TRANSFER OF INDIRECT COSTS	\$0	\$0	\$0	0%
<b>7350</b>	TRANSFERS OF INDIRECT COSTS - INTERFUND	\$58,282	\$95,327	\$37,045	64%
<b>7438</b>	DEBT SERVICES - INTEREST	\$0	\$0	\$0	0%
<b>7439</b>	DEBT SERVICES - PRINCIPAL	\$0	\$0	\$0	0%
<b>7000 - 7499 TOTAL, OTHER OUTGO</b>		<b>\$58,282</b>	<b>\$95,327</b>	<b>\$37,045</b>	<b>64%</b>
<b>INTERFUND TRANSFERS OUT</b>					
<b>7611</b>	TRANSFER OUT-CHILD DEVELOPMENT	\$0	\$0	\$0	0%
<b>7616</b>	TO CAFETERIA FUND	\$0	\$0	\$0	0%
<b>7619</b>	OTHER AUTHORIZED INTERFUND TRANSFERS OUT	\$0	\$0	\$0	0%
<b>7651</b>	TRANSFERS OF FUNDS FROM LAPSED/REORGANIZED	\$0	\$0	\$0	0%
<b>7600 - 7629 TOTAL, INTERFUND TRANSFERS OUT</b>		<b>\$0</b>	<b>\$0</b>	<b>\$0</b>	<b>0%</b>

Azusa Unified School District

**Budget Change Report Summary**

Fiscal Year 2024-2025

Fund 12 - Child Development Fund	First Interim Fiscal Year 2024-2025	Second Interim Fiscal Year 2024-2025	Difference Between 1st Interim and 2nd Interim	Percent Change Between 1st Interim and 2nd Interim
<b>TOTAL EXPENDITURES</b>				
<b>1000 - 7999 TOTAL EXPENDITURES</b>	<b>\$1,740,362</b>	<b>\$2,467,229</b>	<b>\$726,867</b>	
<b>FUND BALANCE</b>				
BEGINNING FUND BALANCE	\$1,015,978	\$1,015,978	\$0	0%
<b>NET INCREASE (DECREASE) IN FUND BALANCE</b>	\$663,137	-\$12,990	-\$676,127	-102%
AUDIT ADJUSTMENTS	\$0	\$0	\$0	0%
<b>ENDING FUND BALANCE</b>	<b>\$1,679,114</b>	<b>\$1,002,988</b>	<b>-\$676,127</b>	<b>-102%</b>

### Cafeteria Fund Narrative

To comply with the accounting procedures established by the California Department of Education, all revenues and expenditures related to the District's comprehensive Food Service Program are accounted for in the District's Cafeteria Fund 13.

The District continues to participate in the National School Lunch and Breakfast Programs, which assist in funding meals served. Previously, students qualified for these programs through an application process or direct certification. Based on the data related to the student's application or direct certification, a student may qualify for free or reduced-price school meals. All students continue to eat for free, but AUSD (like other districts) must collect meal applications to receive the higher reimbursable meal rates.

To receive Federal and State funding, the National School Lunch and Breakfast Programs must follow the USDA food-based meal pattern. Daily and weekly specified quantities of the five food groups must be met: fruits, vegetables, grains/whole grains, meat/meat alternates, and milk. Meals offered as part of the National School Lunch and Breakfast Programs are provided in age-appropriate portions and meet USDA regulations aligning with the Dietary Guidelines for Americans. The USDA guidelines specify minimums and maximums for calories, limit sodium, and restrict saturated fat to no more than 10% of total calories. In addition, products must indicate zero grams of trans-fat per serving. Internal and external audits are conducted to ensure adherence to National School Lunch and Breakfast Program regulations.

The State of California passed Senate Bill 138 into law, which requires school districts with sites whose student populations contain students that are designated by the state or county as receiving benefits from the Supplemental Nutrition Assistance Program (SNAP), Temporary Assistance to Needy Families (TANF) or Medicaid-Free exceeding 62.5% of the overall student population shall apply for one of the programs from the Federal government's National School Lunch Program that is at no cost for all students at those sites. AUSD has identified four such sites and has applied for additional sites under the Community Eligibility Provision Program outlined in the National School Lunch Program provisions. If approved, the District's Nutrition Services staff would not need to continue to collect meal application forms.

## Summary of Revisions to Cafeteria Fund Budget

The following narrative will summarize the revenue and expenditure categories for the Cafeteria Fund.

### I. 2024-2025 Cafeteria Fund Revenues

#### A. Federal Revenues

Federal Revenues remain unchanged at Second Interim.

#### B. State Revenues

State Revenues remain unchanged at Second Interim.

#### C. Local Revenues

Local Revenues changed from \$127,000 at First Interim to \$143,641 at Second Interim, an increase of \$16,641. The increase is due to the change in the projected interest earned.

#### D. Total Cafeteria Fund Revenues

Total Cafeteria Fund Revenues changed from \$6,729,323 at First Interim to \$6,745,964 at Second Interim, an increase of \$16,641.

## II. 2024-2025 Cafeteria Fund Expenditures

### A. Classified Salaries

Classified Personnel Salaries changed from \$2,247,905 at First Interim to \$2,193,119 at Second Interim, a decrease of \$54,786. The decrease is attributed to unfilled positions in the Adopted Budget, offset by a \$2,500 off-schedule payment for all classified employees.

### B. Employee Benefits

Employee Benefits changed from \$865,350 at First Interim to \$868,386 at Second Interim, an increase of \$3,036. Employee Benefits changed primarily due to adjustments to the classified salaries previously noted.

### C. Books, Supplies, and Other Materials

Books, Supplies, and Other Materials changed from \$3,446,312 at First Interim to \$3,498,681 at Second Interim, an increase of \$52,369. The change is due to increased food costs.

### D. Contracted Services and Other Operating Expenditures

Contracted Services and Other Operating Expenditures changed from \$418,772 at First Interim to \$419,738 in Second Interim, an increase of \$966. The increase is due to additional contracted services for training and services.

E. Capital Outlay Expenditures

Capital Outlay Expenditures remain unchanged at Second Interim.

F. Other Outgo/Transfers Out

Other Outgo Expenditures remain unchanged at Second Interim.

G. Total Cafeteria Fund Expenditures

Total Cafeteria Fund Expenditures changed from \$7,625,378 at First Interim to \$7,635,492 an increase of \$10,114.

III. Cafeteria Fund Balance

Total revenues are \$6,745,968, and total expenditures are \$7,635,492 at Second Interim, a deficit of \$889,528.

Azusa Unified School District

**Budget Change Report Summary**

Fiscal Year 2024-2025

<b>Fund 13 - Cafeteria Special Revenue Fund</b>		<b>First Interim</b>	<b>Second Interim</b>	<b>Difference</b>	<b>Percent Change</b>
		<b>Fiscal Year</b>	<b>Fiscal Year</b>	<b>Between</b>	<b>Between</b>
		<b>2024-2025</b>	<b>2024-2025</b>	<b>1st Interim and 2nd</b>	<b>1st Interim and</b>
				<b>Interim</b>	<b>2nd Interim</b>
<b>LCFF SOURCES</b>					
<b>8091</b>	LCFF TRANSFERS - CURRENT YEAR	\$0	\$0	\$0	0%
<b>8099</b>	LCFF/REVENUE LIMIT TRANSFERS - PRIOR YEAR	\$0	\$0	\$0	0%
<b>8010-8099 TOTAL, LCFF SOURCES</b>		<b>\$0</b>	<b>\$0</b>	<b>\$0</b>	
<b>FEDERAL REVENUES</b>					
<b>8220</b>	CHILD NUTRITION PROGRAM	\$4,317,323	\$4,317,323	\$0	0%
<b>8221</b>	DONATED FROM COMMODITIES	\$365,000	\$365,000	\$0	0%
<b>8285</b>	INTERAGENCY CONTRACTS BETWEEN LEAS	\$0	\$0	\$0	0%
<b>8287</b>	PASS-THROUGH REVENUES FROM FEDERAL SOURCES	\$0	\$0	\$0	0%
<b>8290</b>	3500-3599 CAREER & TECHNICAL EDUCATION	\$0	\$0	\$0	0%
<b>8290</b>	ALL OTHER FEDERAL REVENUE	\$0	\$0	\$0	0%
<b>8100-8299 TOTAL, FEDERAL REVENUE</b>		<b>\$4,682,323</b>	<b>\$4,682,323</b>	<b>\$0</b>	<b>0%</b>
<b>STATE REVENUES</b>					
<b>8311</b>	ALL OTHER STATE APPORTIONMENT - CURRENT YEAR	\$0	\$0	\$0	0%
<b>8319</b>	ALL OTHER STATE APPORTIONMENT - PRIOR YEAR	\$0	\$0	\$0	0%
<b>8520</b>	CHILD NUTRITION PROGRAM	\$1,920,000	\$1,920,000	\$0	0%
<b>8587</b>	PASS-THROUGH REVENUES FROM STATE SOURCES	\$0	\$0	\$0	0%
<b>8590</b>	6105- STATE PRESCHOOL	\$0	\$0	\$0	0%
<b>8590</b>	ALL OTHER STATE REVENUES	\$0	\$0	\$0	0%
<b>8300 - 8599 TOTAL, OTHER STATE REVENUE</b>		<b>\$1,920,000</b>	<b>\$1,920,000</b>	<b>\$0</b>	<b>0%</b>
<b>OTHER LOCAL REVENUE</b>					
<b>8631</b>	SALES OF EQUIPMENT/SUPPLIES	\$0	\$0	\$0	0%



Azusa Unified School District

**Budget Change Report Summary**

Fiscal Year 2024-2025

<b>Fund 13 - Cafeteria Special Revenue Fund</b>		<b>First Interim</b>	<b>Second Interim</b>	<b>Difference</b>	<b>Percent Change</b>
		<b>Fiscal Year</b>	<b>Fiscal Year</b>	<b>Between</b>	<b>Between</b>
		<b>2024-2025</b>	<b>2024-2025</b>	<b>1st Interim and 2nd</b>	<b>1st Interim and</b>
				<b>Interim</b>	<b>2nd Interim</b>
<b>8634</b>	FOOD SERVICE SALES	\$0	\$0	\$0	0%
<b>8650</b>	LEASES & RENTALS	\$0	\$0	\$0	0%
<b>8660</b>	INTEREST	\$120,000	\$136,641	\$16,641	14%
<b>8662</b>	NET INCREASE/(DECREASE) IN FAIR VALUE OF INVESTMENTS	\$0	\$0	\$0	0%
<b>8671</b>	ADULT EDUCATION FEES	\$0	\$0	\$0	0%
<b>8677</b>	INTERAGENCY SERVICES	\$0	\$0	\$0	0%
<b>8699</b>	ALL OTHER LOCAL REVENUES	\$7,000	\$7,000	\$0	0%
<b>8710</b>	TUITION	\$0	\$0	\$0	0%
<b>8600 - 8799 TOTAL, OTHER LOCAL REVENUE</b>		<b>\$127,000</b>	<b>\$143,641</b>	<b>\$16,641</b>	<b>14%</b>
<b>INTERFUND TRANSFERS IN</b>					
<b>8919</b>	OTHER AUTHORIZED TRANSFER IN	\$0	\$0	\$0	0%
<b>8965</b>	TRANSFERS FROM FUNDS OF LAPSED/REORGANIZED LEAS	\$0	\$0	\$0	0%
<b>8971</b>	PROCEEDS FROM CERTIFICATE OF PARTICIPATION	\$0	\$0	\$0	0%
<b>8972</b>	PROCEEDS FROM LEASES	\$0	\$0	\$0	0%
<b>8979</b>	ALL OTHER SOURCES	\$0	\$0	\$0	0%
<b>8980</b>	CONTRIBUTIONS TO/FROM UNRESTRICTED REVENUES	\$0	\$0	\$0	0%
<b>8990</b>	CONTRIBUTIONS TO/FROM RESTRICTED REVENUES	\$0	\$0	\$0	0%
<b>8900 - 8999 TOTAL, INTERFUND TRANSFERS IN</b>		<b>\$0</b>	<b>\$0</b>	<b>\$0</b>	<b>0%</b>
<b>TOTAL REVENUES</b>					
<b>8000 - 8999 TOTAL REVENUES</b>		<b>\$6,729,323</b>	<b>\$6,745,964</b>	<b>\$16,641</b>	<b>14%</b>

Azusa Unified School District

**Budget Change Report Summary**

Fiscal Year 2024-2025

<b>Fund 13 - Cafeteria Special Revenue Fund</b>		First Interim Fiscal Year 2024-2025	Second Interim Fiscal Year 2024-2025	Difference Between 1st Interim and 2nd Interim	Percent Change Between 1st Interim and 2nd Interim
<b>CERTIFICATED SALARIES</b>					
<b>1100</b>	CERTIFICATED TEACHERS' SALARIES	\$0	\$0	\$0	0%
<b>1200</b>	CERTIFICATED PUPIL SUPPORT SALARIES	\$0	\$0	\$0	0%
<b>1300</b>	CERTIFICATED SUPERVISORS' AND ADMINISTRATORS' SALARIES	\$0	\$0	\$0	0%
<b>1900</b>	OTHER CERTIFICATED SALARIES	\$0	\$0	\$0	0%
<b>1000 - 1999 TOTAL, CERTIFICATED SALARIES</b>		<b>\$0</b>	<b>\$0</b>	<b>\$0</b>	<b>0%</b>
<b>CLASSIFIED SALARIES</b>					
<b>2100</b>	CLASSIFIED INSTRUCTIONAL SALARIES	\$0	\$0	\$0	0%
<b>2200</b>	CLASSIFIED SUPPORT SALARIES	\$1,646,623	\$1,685,367	\$38,744	2%
<b>2300</b>	CLASSIFIED SUPERVISORS' AND ADMINISTRATORS' SALARIES	\$455,738	\$360,600	-\$95,138	-21%
<b>2400</b>	CLERICAL, TECHNICAL, AND OFFICE SALARIES	\$145,544	\$147,152	\$1,608	1%
<b>2900</b>	OTHER CLASSIFIED SALARIES	\$0	\$0	\$0	0%
<b>2000 - 2999 TOTAL, CLASSIFIED SALARIES</b>		<b>\$2,247,905</b>	<b>\$2,193,119</b>	<b>-\$54,786</b>	<b>-17%</b>
<b>BENEFITS</b>					
<b>3100</b>	STRS	\$0	\$0	\$0	0%
<b>3200</b>	PERS	\$459,317	\$448,262	-\$11,055	-2%
<b>3300</b>	OASDI/MEDICARE/ALTERNATIVE	\$158,682	\$155,899	-\$2,783	-2%
<b>3400</b>	HEALTH AND WELFARE BENEFITS	\$121,764	\$139,463	\$17,699	15%
<b>3500</b>	UNEMPLOYMENT INSURANCE	\$1,120	\$1,096	-\$24	-2%
<b>3600</b>	WORKERS' COMPENSATION	\$89,647	\$87,725	-\$1,922	-2%
<b>3700</b>	OPEB (RETIREE) BENEFITS	\$0	\$0	\$0	0%

Azusa Unified School District

**Budget Change Report Summary**

Fiscal Year 2024-2025

<b>Fund 13 - Cafeteria Special Revenue Fund</b>		First Interim Fiscal Year 2024-2025	Second Interim Fiscal Year 2024-2025	Difference Between 1st Interim and 2nd Interim	Percent Change Between 1st Interim and 2nd Interim
<b>3900</b>	OTHER EMPLOYEE BENEFITS	\$34,820	\$35,941	\$1,121	3%
<b>3000 - 3999 TOTAL, EMPLOYEE BENEFITS</b>		<b>\$865,350</b>	<b>\$868,386</b>	<b>\$3,036</b>	<b>9%</b>
<b>BOOKS AND SUPPLIES</b>					
<b>4100</b>	APPROVED TEXTBOOKS AND CORE CURRICULA MATERIALS	\$0	\$0	\$0	0%
<b>4200</b>	BOOKS AND OTHER REFERENCE MATERIALS	\$0	\$0	\$0	0%
<b>4300</b>	MATERIALS & SUPPLIES	\$61,107	\$72,226	\$11,119	18%
<b>4400</b>	NONCAPITALIZED EQUIPMENT	\$35,290	\$45,290	\$10,000	28%
<b>4700</b>	FOOD	\$3,349,915	\$3,381,165	\$31,250	1%
<b>4000 - 4999 TOTAL, BOOKS AND SUPPLIES</b>		<b>\$3,446,312</b>	<b>\$3,498,681</b>	<b>\$52,369</b>	<b>47%</b>
<b>SERVICES</b>					
<b>5100</b>	SUBAGREEMENTS FOR SERVICES	\$0	\$0	\$0	0%
<b>5200</b>	TRAVEL & CONFERENCES	\$2,119	\$1,200	-\$919	-43%
<b>5300</b>	DUES & MEMBERSHIPS	\$6,495	\$6,795	\$300	5%
<b>5400</b>	INSURANCE	\$0	\$0	\$0	0%
<b>5500</b>	OPERATIONS AND HOUSEKEEPING SERVICES	\$0	\$0	\$0	0%
<b>5600</b>	RENTALS, LEASES, REPAIRS, AND NONCAPITALIZED IMPROVEMENTS	\$192,040	\$192,040	\$0	0%
<b>5700</b>	TRANSFERS OF DIRECT COSTS	-\$26,420	-\$24,835	\$1,585	-6%
<b>5800</b>	PROFESSIONAL/CONSULTING SERVICES AND OPERATING EXPENDITURES	\$244,538	\$244,538	\$0	0%
<b>5900</b>	COMMUNICATIONS	\$0	\$0	\$0	0%
<b>5000 - 5999 TOTAL, SERVICES &amp; OTHER OPERATING EXPENDITURES</b>		<b>\$418,772</b>	<b>\$419,738</b>	<b>\$966</b>	<b>-45%</b>
<b>CAPITAL OUTLAY</b>					
<b>6400</b>	EQUIPMENT	\$225,000	\$225,000	\$0	0%

Azusa Unified School District

**Budget Change Report Summary**

Fiscal Year 2024-2025

<b>Fund 13 - Cafeteria Special Revenue Fund</b>		<b>First Interim</b>	<b>Second Interim</b>	<b>Difference</b>	<b>Percent Change</b>
		<b>Fiscal Year</b>	<b>Fiscal Year</b>	<b>Between</b>	<b>Between</b>
		<b>2024-2025</b>	<b>2024-2025</b>	<b>1st Interim and 2nd</b>	<b>1st Interim and</b>
				<b>Interim</b>	<b>2nd Interim</b>
<b>6500</b>	EQUIPMENT REPLACEMENT	\$246,039	\$246,039	\$0	0%
<b>6600</b>	LEASE ASSETS	\$0	\$0	\$0	0%
<b>6000 - 6999 TOTAL, CAPITAL OUTLAY</b>		<b>\$471,039</b>	<b>\$471,039</b>	<b>\$0</b>	<b>0%</b>
<b>OTHER OUTGO</b>					
<b>7110</b>	TUITIONS-INTERDISTRICT ATTENDANCE AGREEMENT	\$0	\$0	\$0	0%
<b>7130</b>	STATE SPECIAL SCHOOLS	\$0	\$0	\$0	0%
<b>7141</b>	PAYMENTS TO DISTRICTS OR CHARTER SCHOOLS	\$0	\$0	\$0	0%
<b>7142</b>	PAYMENT TO COUNTY OFFICES	\$0	\$0	\$0	0%
<b>7211</b>	TRANSFER OF PASS-THROUGH TO DISTRICT/CHARTER	\$0	\$0	\$0	0%
<b>7212</b>	TRANSFER OF PASS-THROUGH TO COUNTY OFFICES	\$0	\$0	\$0	0%
<b>7213</b>	TRANSFER OF PASS-THROUGH TO JPA	\$0	\$0	\$0	0%
<b>7283</b>	ALL OTHER TRANSFERS	\$0	\$0	\$0	0%
<b>7310</b>	TRANSFER OF INDIRECT COSTS	\$0	\$0	\$0	0%
<b>7350</b>	TRANSFERS OF INDIRECT COSTS - INTERFUND	\$176,000	\$176,000	\$0	0%
<b>7438</b>	DEBT SERVICES - INTEREST	\$0	\$0	\$0	0%
<b>7439</b>	DEBT SERVICES - PRINCIPAL	\$0	\$0	\$0	0%
<b>7000 - 7499 TOTAL, OTHER OUTGO</b>		<b>\$176,000</b>	<b>\$176,000</b>	<b>\$0</b>	<b>0%</b>
<b>INTERFUND TRANSFERS OUT</b>					
<b>7611</b>	TRANSFER OUT-CHILD DEVELOPMENT	\$0	\$0	\$0	0%
<b>7613</b>	TRANSFER TO STATE SCHOOL BUILDING FUND	\$0	\$0	\$0	0%
<b>7616</b>	TO CAFETERIA FUND	\$0	\$0	\$0	0%
<b>7619</b>	OTHER AUTHORIZED INTERFUND TRANSFERS OUT	\$0	\$0	\$0	0%
<b>7651</b>	TRANSFERS OF FUNDS FROM LAPSED/REORGANIZED	\$0	\$0	\$0	0%

Azusa Unified School District

**Budget Change Report Summary**

Fiscal Year 2024-2025

Fund 13 - Cafeteria Special Revenue Fund	First Interim Fiscal Year 2024-2025	Second Interim Fiscal Year 2024-2025	Difference Between 1st Interim and 2nd Interim	Percent Change Between 1st Interim and 2nd Interim
<b>7600 - 7629 TOTAL, INTERFUND TRANSFERS OUT</b>	<b>\$0</b>	<b>\$0</b>	<b>\$0</b>	<b>0%</b>
<b>TOTAL EXPENDITURES</b>				
<b>1000 - 7999 TOTAL EXPENDITURES</b>	<b>\$7,625,378</b>	<b>\$7,626,963</b>	<b>\$1,585</b>	<b>0%</b>
<b>FUND BALANCE</b>				
BEGINNING FUND BALANCE	\$5,947,866	\$5,947,866	\$0	0%
<b>NET INCREASE (DECREASE) IN FUND BALANCE</b>	-\$896,055	-\$880,999	\$15,056	-2%
AUDIT ADJUSTMENTS	\$0	\$0	\$0	0%
<b>ENDING FUND BALANCE</b>	<b>\$5,051,811</b>	<b>\$5,066,867</b>	<b>\$15,056</b>	<b>-2%</b>

Azusa Unified School District

**Budget Change Report Summary**

Fiscal Year 2024-2025

<b>Fund 14 - Deferred Maintenance Fund</b>		First Interim Fiscal Year 2024-2025	Second Interim Fiscal Year 2024-2025	Difference Between 1st Interim and 2nd Interim	Percent Change Between 1st Interim and 2nd Interim
<b>LCFF SOURCES</b>					
<b>8091</b>	LCFF TRANSFERS - CURRENT YEAR	\$0	\$0	\$0	0%
<b>8099</b>	LCFF/REVENUE LIMIT TRANSFERS - PRIOR YEAR	\$0	\$0	\$0	0%
<b>8010-8099 TOTAL, LCFF SOURCES</b>		<b>\$0</b>	<b>\$0</b>	<b>\$0</b>	<b>0%</b>
<b>FEDERAL REVENUES</b>					
<b>8220</b>	CHILD NUTRITION PROGRAM	\$0	\$0	\$0	0%
<b>8221</b>	DONATED FROM COMMODITIES	\$0	\$0	\$0	0%
<b>8285</b>	INTERAGENCY CONTRACTS BETWEEN LEAS	\$0	\$0	\$0	0%
<b>8287</b>	PASS-THROUGH REVENUES FROM FEDERAL SOURCES	\$0	\$0	\$0	0%
<b>8290</b>	3500-3599 CAREER & TECHNICAL EDUCATION	\$0	\$0	\$0	0%
<b>8290</b>	ALL OTHER FEDERAL REVENUE	\$0	\$0	\$0	0%
<b>8100-8299 TOTAL, FEDERAL REVENUE</b>		<b>\$0</b>	<b>\$0</b>	<b>\$0</b>	<b>0%</b>
<b>STATE REVENUES</b>					
<b>8311</b>	ALL OTHER STATE APPORTIONMENT - CURRENT YEAR	\$0	\$0	\$0	0%
<b>8319</b>	ALL OTHER STATE APPORTIONMENT - PRIOR YEAR	\$0	\$0	\$0	0%
<b>8520</b>	CHILD NUTRITION PROGRAM	\$0	\$0	\$0	0%
<b>8587</b>	PASS-THROUGH REVENUES FROM STATE SOURCES	\$0	\$0	\$0	0%
<b>8590</b>	6391 - ADULT EDUCATION PROGRAM	\$0	\$0	\$0	0%
<b>8590</b>	ALL OTHER STATE REVENUES	\$0	\$0	\$0	0%
<b>8300 - 8599 TOTAL, OTHER STATE REVENUE</b>		<b>\$0</b>	<b>\$0</b>	<b>\$0</b>	<b>0%</b>
<b>OTHER LOCAL REVENUE</b>					

Azusa Unified School District

**Budget Change Report Summary**

Fiscal Year 2024-2025

<b>Fund 14 - Deferred Maintenance Fund</b>		<b>First Interim</b>	<b>Second Interim</b>	<b>Difference</b>	<b>Percent Change</b>
		<b>Fiscal Year</b>	<b>Fiscal Year</b>	<b>Between</b>	<b>Between</b>
		<b>2024-2025</b>	<b>2024-2025</b>	<b>1st Interim and</b>	<b>1st Interim and</b>
				<b>2nd Interim</b>	<b>2nd Interim</b>
<b>8631</b>	SALES OF EQUIPMENT/SUPPLIES	\$0	\$0	\$0	0%
<b>8634</b>	FOOD SERVICE SALES	\$0	\$0	\$0	0%
<b>8650</b>	LEASES & RENTALS	\$0	\$0	\$0	0%
<b>8660</b>	INTEREST	\$700	\$9,284	\$8,584	1226%
<b>8662</b>	NET INCREASE/(DECREASE) IN FAIR VALUE OF INVESTMENTS	\$0	\$0	\$0	0%
<b>8671</b>	ADULT EDUCATION FEES	\$0	\$0	\$0	0%
<b>8677</b>	INTERAGENCY SERVICES	\$0	\$0	\$0	0%
<b>8699</b>	ALL OTHER LOCAL REVENUES	\$0	\$0	\$0	0%
<b>8710</b>	TUITION	\$0	\$0	\$0	0%
<b>8600 - 8799 TOTAL, OTHER LOCAL REVENUE</b>		<b>\$700</b>	<b>\$9,284</b>	<b>\$8,584</b>	<b>1226%</b>
<b>INTERFUND TRANSFERS IN</b>					
<b>8919</b>	OTHER AUTHORIZED TRANSFER IN	\$1,000,000	\$1,000,000	\$0	0%
<b>8965</b>	TRANSFERS FROM FUNDS OF LAPSED/REORGANIZED LEAS	\$0	\$0	\$0	0%
<b>8971</b>	PROCEEDS FROM CERTIFICATE OF PARTICIPATION	\$0	\$0	\$0	0%
<b>8972</b>	PROCEEDS FROM LEASES	\$0	\$0	\$0	0%
<b>8979</b>	ALL OTHER SOURCES	\$0	\$0	\$0	0%
<b>8980</b>	CONTRIBUTIONS TO/FROM UNRESTRICTED REVENUES	\$0	\$0	\$0	0%
<b>8990</b>	CONTRIBUTIONS TO/FROM RESTRICTED REVENUES	\$0	\$0	\$0	0%
<b>8900 - 8999 TOTAL, INTERFUND TRANSFERS IN</b>		<b>\$1,000,000</b>	<b>\$1,000,000</b>	<b>\$0</b>	<b>0%</b>
<b>TOTAL REVENUES</b>					
<b>8000 - 8999 TOTAL REVENUES</b>		<b>\$1,000,700</b>	<b>\$1,009,284</b>	<b>\$8,584</b>	<b>1226%</b>

Azusa Unified School District

**Budget Change Report Summary**

Fiscal Year 2024-2025

<b>Fund 14 - Deferred Maintenance Fund</b>		First Interim Fiscal Year 2024-2025	Second Interim Fiscal Year 2024-2025	Difference Between 1st Interim and 2nd Interim	Percent Change Between 1st Interim and 2nd Interim
<b>CERTIFICATED SALARIES</b>					
<b>1100</b>	CERTIFICATED TEACHERS' SALARIES	\$0	\$0	\$0	0%
<b>1200</b>	CERTIFICATED PUPIL SUPPORT SALARIES	\$0	\$0	\$0	0%
<b>1300</b>	CERTIFICATED SUPERVISORS' AND ADMINISTRATORS' SALARIES	\$0	\$0	\$0	0%
<b>1900</b>	OTHER CERTIFICATED SALARIES	\$0	\$0	\$0	0%
<b>1000 - 1999 TOTAL, CERTIFICATED SALARIES</b>		<b>\$0</b>	<b>\$0</b>	<b>\$0</b>	<b>0%</b>
<b>CLASSIFIED SALARIES</b>					
<b>2100</b>	CLASSIFIED INSTRUCTIONAL SALARIES	\$0	\$0	\$0	0%
<b>2200</b>	CLASSIFIED SUPPORT SALARIES	\$0	\$0	\$0	0%
<b>2300</b>	CLASSIFIED SUPERVISORS' AND ADMINISTRATORS' SALARIES	\$0	\$0	\$0	0%
<b>2400</b>	CLERICAL, TECHNICAL, AND OFFICE SALARIES	\$0	\$0	\$0	0%
<b>2900</b>	OTHER CLASSIFIED SALARIES	\$0	\$0	\$0	0%
<b>2000 - 2999 TOTAL, CLASSIFIED SALARIES</b>		<b>\$0</b>	<b>\$0</b>	<b>\$0</b>	<b>0%</b>
<b>EMPLOYEE BENEFITS</b>					
<b>3100</b>	STRS	\$0	\$0	\$0	0%
<b>3200</b>	PERS	\$0	\$0	\$0	0%
<b>3300</b>	OASDI/MEDICARE/ALTERNATIVE	\$0	\$0	\$0	0%
<b>3400</b>	HEALTH AND WELFARE BENEFITS	\$0	\$0	\$0	0%
<b>3500</b>	UNEMPLOYMENT INSURANCE	\$0	\$0	\$0	0%



Azusa Unified School District

**Budget Change Report Summary**

Fiscal Year 2024-2025

<b>Fund 14 - Deferred Maintenance Fund</b>		<b>First Interim</b>	<b>Second Interim</b>	<b>Difference</b>	<b>Percent Change</b>
		<b>Fiscal Year</b>	<b>Fiscal Year</b>	<b>Between</b>	<b>Between</b>
		<b>2024-2025</b>	<b>2024-2025</b>	<b>1st Interim and</b>	<b>1st Interim and</b>
				<b>2nd Interim</b>	<b>2nd Interim</b>
<b>3600</b>	WORKERS' COMPENSATION	\$0	\$0	\$0	0%
<b>3700</b>	OPEB ( RETIREE) BENEFITS	\$0	\$0	\$0	0%
<b>3900</b>	OTHER EMPLOYEE BENEFITS	\$0	\$0	\$0	0%
<b>3000 - 3999 TOTAL, EMPLOYEE BENEFITS</b>		<b>\$0</b>	<b>\$0</b>	<b>\$0</b>	<b>0%</b>
<b>BOOKS AND SUPPLIES</b>					
<b>4100</b>	APPROVED TEXTBOOKS AND CORE CURRICULA MATERIALS	\$0	\$0	\$0	0%
<b>4200</b>	BOOKS AND OTHER REFERENCE MATERIALS	\$0	\$0	\$0	0%
<b>4300</b>	MATERIALS & SUPPLIES	\$15,000	\$15,000	\$0	0%
<b>4400</b>	NONCAPITALIZED EQUIPMENT	\$0	\$0	\$0	0%
<b>4700</b>	FOOD	\$0	\$0	\$0	0%
<b>4000 - 4999 TOTAL, BOOKS AND SUPPLIES</b>		<b>\$15,000</b>	<b>\$15,000</b>	<b>\$0</b>	<b>0%</b>
<b>SERVICES</b>					
<b>5100</b>	SUBAGREEMENTS FOR SERVICES	\$0	\$0	\$0	0%
<b>5200</b>	TRAVEL & CONFERENCES	\$0	\$0	\$0	0%
<b>5300</b>	DUES & MEMBERSHIPS	\$0	\$0	\$0	0%
<b>5400</b>	INSURANCE	\$0	\$0	\$0	0%
<b>5500</b>	OPERATIONS AND HOUSEKEEPING SERVICES	\$0	\$0	\$0	0%
<b>5600</b>	RENTALS, LEASES, REPAIRS, AND NONCAPITALIZED IMPROVEMEN	\$150,000	\$156,613	\$6,613	4%
<b>5700</b>	TRANSFERS OF DIRECT COSTS	\$0	\$0	\$0	0%
<b>5800</b>	PROFESSIONAL/CONSULTING SERVICES AND OPERATING EXPEND	\$0	\$0	\$0	0%
<b>5900</b>	COMMUNICATIONS	\$0	\$0	\$0	0%
<b>5000 - 5999 TOTAL, SERVICES &amp; OTHER OPERATING EXPENDITURES</b>		<b>\$150,000</b>	<b>\$156,613</b>	<b>\$6,613</b>	<b>4%</b>

Azusa Unified School District

**Budget Change Report Summary**

Fiscal Year 2024-2025

<b>Fund 14 - Deferred Maintenance Fund</b>		First Interim Fiscal Year 2024-2025	Second Interim Fiscal Year 2024-2025	Difference Between 1st Interim and 2nd Interim	Percent Change Between 1st Interim and 2nd Interim
<b>CAPITAL OUTLAY</b>					
<b>6100</b>	LAND	\$0	\$0	\$0	0%
<b>6170</b>	LAND IMPROVEMENT	\$0	\$0	\$0	0%
<b>6200</b>	BUILDING AND IMPROVEMENT OF BUILDINGS	\$352,000	\$352,000	\$0	0%
<b>6400</b>	EQUIPMENT	\$0	\$0	\$0	0%
<b>6500</b>	EQUIPMENT REPLACEMENT	\$0	\$0	\$0	0%
<b>6600</b>	LEASE ASSETS	\$0	\$0	\$0	0%
<b>6000 - 6999 TOTAL, CAPITAL OUTLAY</b>		<b>\$352,000</b>	<b>\$352,000</b>	<b>\$0</b>	<b>0%</b>
<b>OTHER OUTGO</b>					
<b>7110</b>	TUITIONS - INTERDISTRICT ATTENDANCE AGREEMENT	\$0	\$0	\$0	0%
<b>7130</b>	STATE SPECIAL SCHOOLS	\$0	\$0	\$0	0%
<b>7141</b>	PAYMENTS TO DISTRICTS OR CHARTER SCHOOLS	\$0	\$0	\$0	0%
<b>7142</b>	PAYMENT TO COUNTY OFFICES	\$0	\$0	\$0	0%
<b>7211</b>	TRANSFER OF PASS-THROUGH TO DISTRICT/CHARTER	\$0	\$0	\$0	0%
<b>7212</b>	TRANSFER OF PASS-THROUGH TO COUNTY OFFICES	\$0	\$0	\$0	0%
<b>7213</b>	TRANSFER OF PASS-THROUGH TO JPA	\$0	\$0	\$0	0%
<b>7283</b>	ALL OTHER TRANSFERS	\$0	\$0	\$0	0%
<b>7310</b>	TRANSFER OF INDIRECT COSTS	\$0	\$0	\$0	0%
<b>7350</b>	TRANSFERS OF INDIRECT COSTS - INTERFUND	\$0	\$0	\$0	0%
<b>7000 - 7499 TOTAL, OTHER OUTGO</b>		<b>\$0</b>	<b>\$0</b>	<b>\$0</b>	<b>0%</b>
<b>INTERFUND TRANSFERS OUT</b>					

Azusa Unified School District

**Budget Change Report Summary**

Fiscal Year 2024-2025

<b>Fund 14 - Deferred Maintenance Fund</b>		<b>First Interim Fiscal Year 2024-2025</b>	<b>Second Interim Fiscal Year 2024-2025</b>	<b>Difference Between 1st Interim and 2nd Interim</b>	<b>Percent Change Between 1st Interim and 2nd Interim</b>
<b>7611</b>	TRANSFER OUT-CHILD DEVELOPMENT	\$0	\$0	\$0	0%
<b>7613</b>	TRANSFER TO STATE SCHOOL BUILDING FUND	\$0	\$0	\$0	0%
<b>7616</b>	TO CAFETERIA FUND	\$0	\$0	\$0	0%
<b>7619</b>	OTHER AUTHORIZED INTERFUND TRANSFERS OUT	\$0	\$0	\$0	0%
<b>7600 - 7629 TOTAL, INTERFUND TRANSFERS OUT</b>		<b>\$0</b>	<b>\$0</b>	<b>\$0</b>	<b>0%</b>
<b>TOTAL EXPENDITURES</b>					
<b>1000 - 7999 TOTAL EXPENDITURES</b>		<b>\$517,000</b>	<b>\$523,613</b>	<b>\$6,613</b>	<b>4%</b>
<b>FUND BALANCE</b>					
BEGINNING FUND BALANCE		\$336,345	\$336,345	\$0	0%
<b>NET INCREASE (DECREASE) IN FUND BALANCE</b>		<b>\$483,700</b>	<b>\$485,671</b>	<b>\$1,971</b>	<b>0%</b>
AUDIT ADJUSTMENTS		\$0	\$0	\$0	0%
<b>ENDING FUND BALANCE</b>		<b>\$820,045</b>	<b>\$822,016</b>	<b>\$1,971</b>	<b>0%</b>

Azusa Unified School District

**Budget Change Report Summary**

Fiscal Year 2024-2025

<b>Fund 17 - Special Reserve Fund for Other Than Capital Projects</b>		<b>First Interim</b>	<b>Second Interim</b>	<b>Difference</b>	<b>Percent Change</b>
		<b>Fiscal Year</b>	<b>Fiscal Year</b>	<b>Between</b>	<b>Between</b>
		<b>2024-2025</b>	<b>2024-2025</b>	<b>1st Interim and 2nd</b>	<b>1st Interim and</b>
				<b>Interim</b>	<b>2nd Interim</b>
<b>LCFF SOURCES</b>					
<b>8091</b>	LCFF TRANSFERS - CURRENT YEAR	\$0	\$0	\$0	0%
<b>8099</b>	LCFF/REVENUE LIMIT TRANSFERS - PRIOR YEAR	\$0	\$0	\$0	0%
<b>8010-8099 TOTAL, LCFF SOURCES</b>		<b>\$0</b>	<b>\$0</b>	<b>\$0</b>	<b>0%</b>
<b>FEDERAL REVENUES</b>					
<b>8220</b>	CHILD NUTRITION PROGRAM	\$0	\$0	\$0	0%
<b>8221</b>	DONATED FROM COMMODITIES	\$0	\$0	\$0	0%
<b>8285</b>	INTERAGENCY CONTRACTS BETWEEN LEAS	\$0	\$0	\$0	0%
<b>8287</b>	PASS-THROUGH REVENUES FROM FEDERAL SOURCES	\$0	\$0	\$0	0%
<b>8290</b>	3500-3599 CAREER & TECHNICAL EDUCATION	\$0	\$0	\$0	0%
<b>8290</b>	ALL OTHER FEDERAL REVENUE	\$0	\$0	\$0	0%
<b>8100-8299 TOTAL, FEDERAL REVENUE</b>		<b>\$0</b>	<b>\$0</b>	<b>\$0</b>	<b>0%</b>
<b>STATE REVENUES</b>					
<b>8311</b>	ALL OTHER STATE APPORTIONMENT - CURRENT YEAR	\$0	\$0	\$0	0%
<b>8319</b>	ALL OTHER STATE APPORTIONMENT - PRIOR YEAR	\$0	\$0	\$0	0%
<b>8520</b>	CHILD NUTRITION PROGRAM	\$0	\$0	\$0	0%
<b>8587</b>	PASS-THROUGH REVENUES FROM STATE SOURCES	\$0	\$0	\$0	0%
<b>8590</b>	6391 - ADULT EDUCATION PROGRAM	\$0	\$0	\$0	0%
<b>8590</b>	ALL OTHER STATE REVENUES	\$0	\$0	\$0	0%
<b>8300 - 8599 TOTAL, OTHER STATE REVENUE</b>		<b>\$0</b>	<b>\$0</b>	<b>\$0</b>	<b>0%</b>
<b>OTHER LOCAL REVENUE</b>					
<b>8631</b>	SALES OF EQUIPMENT/SUPPLIES	\$0	\$0	\$0	0%

Azusa Unified School District

**Budget Change Report Summary**

Fiscal Year 2024-2025

<b>Fund 17 - Special Reserve Fund for Other Than Capital Projects</b>		<b>First Interim</b>	<b>Second Interim</b>	<b>Difference</b>	<b>Percent Change</b>
		<b>Fiscal Year</b>	<b>Fiscal Year</b>	<b>Between</b>	<b>Between</b>
		<b>2024-2025</b>	<b>2024-2025</b>	<b>1st Interim and 2nd</b>	<b>1st Interim and</b>
				<b>Interim</b>	<b>2nd Interim</b>
<b>8634</b>	FOOD SERVICE SALES	\$0	\$0	\$0	0%
<b>8650</b>	LEASES & RENTALS	\$0	\$0	\$0	0%
<b>8660</b>	INTEREST	\$90,000	\$117,645	\$27,645	31%
<b>8662</b>	NET INCREASE/(DECREASE) IN FAIR VALUE OF INVESTMENTS	\$0	\$0	\$0	0%
<b>8671</b>	ADULT EDUCATION FEES	\$0	\$0	\$0	0%
<b>8677</b>	INTERAGENCY SERVICES	\$0	\$0	\$0	0%
<b>8699</b>	ALL OTHER LOCAL REVENUES	\$0	\$0	\$0	0%
<b>8710</b>	TUITION	\$0	\$0	\$0	0%
<b>8600 - 8799 TOTAL, OTHER LOCAL REVENUE</b>		<b>\$90,000</b>	<b>\$117,645</b>	<b>\$27,645</b>	<b>31%</b>
<b>INTERFUND TRANSFERS IN</b>					
<b>8919</b>	OTHER AUTHORIZED TRANSFER IN	\$0	\$0	\$0	0%
<b>8965</b>	TRANSFERS FROM FUNDS OF LAPSED/REORGANIZED LEAS	\$0	\$0	\$0	0%
<b>8971</b>	PROCEEDS FROM CERTIFICATE OF PARTICIPATION	\$0	\$0	\$0	0%
<b>8972</b>	PROCEEDS FROM LEASES	\$0	\$0	\$0	0%
<b>8979</b>	ALL OTHER SOURCES	\$0	\$0	\$0	0%
<b>8980</b>	CONTRIBUTIONS TO/FROM UNRESTRICTED REVENUES	\$0	\$0	\$0	0%
<b>8990</b>	CONTRIBUTIONS TO/FROM RESTRICTED REVENUES	\$0	\$0	\$0	0%
<b>8900 - 8999 TOTAL, INTERFUND TRANSFERS IN</b>		<b>\$0</b>	<b>\$0</b>	<b>\$0</b>	<b>0%</b>
<b>TOTAL REVENUES</b>					
<b>8000 - 8999 TOTAL REVENUES</b>		<b>\$90,000</b>	<b>\$117,645</b>	<b>\$27,645</b>	<b>31%</b>

Azusa Unified School District

**Budget Change Report Summary**

Fiscal Year 2024-2025

<b>Fund 17 - Special Reserve Fund for Other Than Capital Projects</b>		First Interim Fiscal Year 2024-2025	Second Interim Fiscal Year 2024-2025	Difference Between 1st Interim and 2nd Interim	Percent Change Between 1st Interim and 2nd Interim
<b>CERTIFICATED SALARIES</b>					
<b>1100</b>	CERTIFICATED TEACHERS' SALARIES	\$0	\$0	\$0	0%
<b>1200</b>	CERTIFICATED PUPIL SUPPORT SALARIES	\$0	\$0	\$0	0%
<b>1300</b>	CERTIFICATED SUPERVISORS' AND ADMINISTRATORS' SALARIES	\$0	\$0	\$0	0%
<b>1900</b>	OTHER CERTIFICATED SALARIES	\$0	\$0	\$0	0%
<b>1000 - 1999 TOTAL, CERTIFICATED SALARIES</b>		<b>\$0</b>	<b>\$0</b>	<b>\$0</b>	<b>0%</b>
<b>CLASSIFIED SALARIES</b>					
<b>2100</b>	CLASSIFIED INSTRUCTIONAL SALARIES	\$0	\$0	\$0	0%
<b>2200</b>	CLASSIFIED SUPPORT SALARIES	\$0	\$0	\$0	0%
<b>2300</b>	CLASSIFIED SUPERVISORS' AND ADMINISTRATORS' SALARIES	\$0	\$0	\$0	0%
<b>2400</b>	CLERICAL, TECHNICAL, AND OFFICE SALARIES	\$0	\$0	\$0	0%
<b>2900</b>	OTHER CLASSIFIED SALARIES	\$0	\$0	\$0	0%
<b>2000 - 2999 TOTAL, CLASSIFIED SALARIES</b>		<b>\$0</b>	<b>\$0</b>	<b>\$0</b>	<b>0%</b>
<b>EMPLOYEE BENEFITS</b>					
<b>3100</b>	STRS	\$0	\$0	\$0	0%
<b>3200</b>	PERS	\$0	\$0	\$0	0%
<b>3300</b>	OASDI/MEDICARE/ALTERNATIVE	\$0	\$0	\$0	0%
<b>3400</b>	HEALTH AND WELFARE BENEFITS	\$0	\$0	\$0	0%
<b>3500</b>	UNEMPLOYMENT INSURANCE	\$0	\$0	\$0	0%

Azusa Unified School District

**Budget Change Report Summary**

Fiscal Year 2024-2025

<b>Fund 17 - Special Reserve Fund for Other Than Capital Projects</b>		<b>First Interim</b>	<b>Second Interim</b>	<b>Difference</b>	<b>Percent Change</b>
		<b>Fiscal Year</b>	<b>Fiscal Year</b>	<b>Between</b>	<b>Between</b>
		<b>2024-2025</b>	<b>2024-2025</b>	<b>1st Interim and 2nd</b>	<b>1st Interim and</b>
				<b>Interim</b>	<b>2nd Interim</b>
<b>3600</b>	WORKERS' COMPENSATION	\$0	\$0	\$0	0%
<b>3700</b>	OPEB ( RETIREE) BENEFITS	\$0	\$0	\$0	0%
<b>3900</b>	OTHER EMPLOYEE BENEFITS	\$0	\$0	\$0	0%
<b>3000 - 3999 TOTAL, EMPLOYEE BENEFITS</b>		<b>\$0</b>	<b>\$0</b>	<b>\$0</b>	<b>0%</b>
<b>BOOKS AND SUPPLIES</b>					
<b>4100</b>	APPROVED TEXTBOOKS AND CORE CURRICULA MATERIALS	\$0	\$0	\$0	0%
<b>4200</b>	BOOKS AND OTHER REFERENCE MATERIALS	\$0	\$0	\$0	0%
<b>4300</b>	MATERIALS & SUPPLIES	\$0	\$0	\$0	0%
<b>4400</b>	NONCAPITALIZED EQUIPMENT	\$0	\$0	\$0	0%
<b>4700</b>	FOOD	\$0	\$0	\$0	0%
<b>4000 - 4999 TOTAL, BOOKS AND SUPPLIES</b>		<b>\$0</b>	<b>\$0</b>	<b>\$0</b>	<b>0%</b>
<b>SERVICES</b>					
<b>5100</b>	SUBAGREEMENTS FOR SERVICES	\$0	\$0	\$0	0%
<b>5200</b>	TRAVEL & CONFERENCES	\$0	\$0	\$0	0%
<b>5300</b>	DUES & MEMBERSHIPS	\$0	\$0	\$0	0%
<b>5400</b>	INSURANCE	\$0	\$0	\$0	0%
<b>5500</b>	OPERATIONS AND HOUSEKEEPING SERVICES	\$0	\$0	\$0	0%
<b>5600</b>	RENTALS, LEASES, REPAIRS, AND NONCAPITALIZED IMPROVEMENTS	\$0	\$0	\$0	0%
<b>5700</b>	TRANSFERS OF DIRECT COSTS	\$0	\$0	\$0	0%
<b>5800</b>	PROFESSIONAL/CONSULTING SERVICES AND OPERATING EXPENDITURE	\$0	\$0	\$0	0%
<b>5900</b>	COMMUNICATIONS	\$0	\$0	\$0	0%

Azusa Unified School District

**Budget Change Report Summary**

Fiscal Year 2024-2025

<b>Fund 17 - Special Reserve Fund for Other Than Capital Projects</b>		First Interim Fiscal Year 2024-2025	Second Interim Fiscal Year 2024-2025	Difference Between 1st Interim and 2nd Interim	Percent Change Between 1st Interim and 2nd Interim
<b>5000 - 5999 TOTAL, SERVICES &amp; OTHER OPERATING EXPENDITURES</b>		<b>\$0</b>	<b>\$0</b>	<b>\$0</b>	<b>0%</b>
<b>CAPITAL OUTLAY</b>					
<b>6100</b>	LAND	\$0	\$0	\$0	0%
<b>6170</b>	LAND IMPROVEMENT	\$0	\$0	\$0	0%
<b>6200</b>	BUILDING AND IMPROVEMENT OF BUILDINGS	\$0	\$0	\$0	0%
<b>6400</b>	EQUIPMENT	\$0	\$0	\$0	0%
<b>6500</b>	EQUIPMENT REPLACEMENT	\$0	\$0	\$0	0%
<b>6600</b>	LEASE ASSETS	\$0	\$0	\$0	0%
<b>6000 - 6999 TOTAL, CAPITAL OUTLAY</b>		<b>\$0</b>	<b>\$0</b>	<b>\$0</b>	<b>0%</b>
<b>OTHER OUTGO</b>					
<b>7130</b>	STATE SPECIAL SCHOOLS	\$0	\$0	\$0	0%
<b>7141</b>	PAYMENTS TO DISTRICTS OR CHARTER SCHOOLS	\$0	\$0	\$0	0%
<b>7142</b>	PAYMENT TO COUNTY OFFICES	\$0	\$0	\$0	0%
<b>7211</b>	TRANSFER OF PASS-THROUGH TO DISTRICT/CHARTER	\$0	\$0	\$0	0%
<b>7212</b>	TRANSFER OF PASS-THROUGH TO COUNTY OFFICES	\$0	\$0	\$0	0%
<b>7213</b>	TRANSFER OF PASS-THROUGH TO JPA	\$0	\$0	\$0	0%
<b>7283</b>	ALL OTHER TRANSFERS	\$0	\$0	\$0	0%
<b>7310</b>	TRANSFER OF INDIRECT COSTS	\$0	\$0	\$0	0%
<b>7350</b>	TRANSFERS OF INDIRECT COSTS - INTERFUND	\$0	\$0	\$0	0%
<b>7438</b>	DEBT SERVICES - INTEREST	\$0	\$0	\$0	0%
<b>7439</b>	DEBT SERVICES - PRINCIPAL	\$0	\$0	\$0	0%
<b>7000 - 7499 TOTAL, OTHER OUTGO</b>		<b>\$0</b>	<b>\$0</b>	<b>\$0</b>	<b>0%</b>



Azusa Unified School District

**Budget Change Report Summary**

Fiscal Year 2024-2025

<b>Fund 17 - Special Reserve Fund for Other Than Capital Projects</b>		<b>First Interim</b>	<b>Second Interim</b>	<b>Difference</b>	<b>Percent Change</b>
		<b>Fiscal Year</b>	<b>Fiscal Year</b>	<b>Between</b>	<b>Between</b>
		<b>2024-2025</b>	<b>2024-2025</b>	<b>1st Interim and 2nd</b>	<b>1st Interim and</b>
				<b>Interim</b>	<b>2nd Interim</b>
<b>INTERFUND TRANSFERS OUT</b>					
<b>7611</b>	TRANSFER OUT-CHILD DEVELOPMENT	\$0	\$0	\$0	0%
<b>7613</b>	TRANSFER TO STATE SCHOOL BUILDING FUND	\$0	\$0	\$0	0%
<b>7616</b>	TO CAFETERIA FUND	\$0	\$0	\$0	0%
<b>7619</b>	OTHER AUTHORIZED INTERFUND TRANSFERS OUT	\$0	\$0	\$0	0%
<b>7600 - 7629 TOTAL, INTERFUND TRANSFERS OUT</b>		<b>\$0</b>	<b>\$0</b>	<b>\$0</b>	<b>0%</b>
<b>TOTAL EXPENDITURES</b>					
<b>1000 - 7999 TOTAL EXPENDITURES</b>		<b>\$0</b>	<b>\$0</b>	<b>\$0</b>	<b>0%</b>
<b>FUND BALANCE</b>					
BEGINNING FUND BALANCE		\$3,818,680	\$3,818,680	\$0	0%
<b>NET INCREASE (DECREASE) IN FUND BALANCE</b>		\$90,000	\$117,645	\$27,645	0%
AUDIT ADJUSTMENTS		\$0	\$0	\$0	0%
<b>ENDING FUND BALANCE</b>		<b>\$3,908,680</b>	<b>\$3,936,325</b>	<b>\$0</b>	<b>0%</b>

Azusa Unified School District

**Budget Change Report Summary**

Fiscal Year 2024-2025

<b>Fund 21- Building Fund</b>		First Interim Fiscal Year 2024-2025	Second Interim Fiscal Year 2024-2025	Difference Between 1st Interim and 2nd Interim	Percent Change Between 1st Interim and 2nd Interim
<b>LCFF SOURCES</b>					
<b>8091</b>	LCFF TRANSFERS - CURRENT YEAR	\$0	\$0	\$0	0%
<b>8099</b>	LCFF/REVENUE LIMIT TRANSFERS - PRIOR YEAR	\$0	\$0	\$0	0%
<b>8010-8099 TOTAL, LCFF SOURCES</b>		<b>\$0</b>	<b>\$0</b>	<b>\$0</b>	<b>0%</b>
<b>FEDERAL REVENUES</b>					
<b>8220</b>	CHILD NUTRITION PROGRAM	\$0	\$0	\$0	0%
<b>8221</b>	DONATED FROM COMMODITIES	\$0	\$0	\$0	0%
<b>8285</b>	INTERAGENCY CONTRACTS BETWEEN LEAS	\$0	\$0	\$0	0%
<b>8287</b>	PASS-THROUGH REVENUES FROM FEDERAL SOURCES	\$0	\$0	\$0	0%
<b>8290</b>	3500-3599 CAREER & TECHNICAL EDUCATION	\$0	\$0	\$0	0%
<b>8290</b>	ALL OTHER FEDERAL REVENUE	\$0	\$0	\$0	0%
<b>8100-8299 TOTAL, FEDERAL REVENUE</b>		<b>\$0</b>	<b>\$0</b>	<b>\$0</b>	<b>0%</b>
<b>STATE REVENUES</b>					
<b>8311</b>	ALL OTHER STATE APPORTIONMENT - CURRENT YEAR	\$0	\$0	\$0	0%
<b>8319</b>	ALL OTHER STATE APPORTIONMENT - PRIOR YEAR	\$0	\$0	\$0	0%
<b>8520</b>	CHILD NUTRITION PROGRAM	\$0	\$0	\$0	0%
<b>8587</b>	PASS-THROUGH REVENUES FROM STATE SOURCES	\$0	\$0	\$0	0%
<b>8590</b>	6391 - ADULT EDUCATION PROGRAM	\$0	\$0	\$0	0%
<b>8590</b>	ALL OTHER STATE REVENUES	\$0	\$0	\$0	0%
<b>8300 - 8599 TOTAL, OTHER STATE REVENUE</b>		<b>\$0</b>	<b>\$0</b>	<b>\$0</b>	<b>0%</b>
<b>OTHER LOCAL REVENUE</b>					
<b>8631</b>	SALES OF EQUIPMENT/SUPPLIES	\$0	\$0	\$0	0%

Azusa Unified School District

**Budget Change Report Summary**

Fiscal Year 2024-2025

<b>Fund 21- Building Fund</b>		First Interim Fiscal Year 2024-2025	Second Interim Fiscal Year 2024-2025	Difference Between 1st Interim and 2nd Interim	Percent Change Between 1st Interim and 2nd Interim
<b>8634</b>	FOOD SERVICE SALES	\$0	\$0	\$0	0%
<b>8650</b>	LEASES & RENTALS	\$0	\$0	\$0	0%
<b>8660</b>	INTEREST	\$450,000	\$954,683	\$504,683	112%
<b>8662</b>	NET INCREASE/(DECREASE) IN FAIR VALUE OF INVESTMENTS	\$1	\$0	-\$1	-100%
<b>8671</b>	ADULT EDUCATION FEES	\$0	\$0	\$0	0%
<b>8677</b>	INTERAGENCY SERVICES	\$0	\$0	\$0	0%
<b>8699</b>	ALL OTHER LOCAL REVENUES	\$0	\$0	\$0	0%
<b>8710</b>	TUITION	\$0	\$0	\$0	0%
<b>8600 - 8799 TOTAL, OTHER LOCAL REVENUE</b>		<b>\$450,001</b>	<b>\$954,683</b>	<b>\$504,682</b>	<b>12%</b>
<b>INTERFUND TRANSFERS</b>					
<b>8919</b>	OTHER AUTHORIZED TRANSFER IN	\$0	\$0	\$0	0%
<b>8951</b>	PROCEEDS FROM SALES OF BONDS	\$0	\$0	\$0	0%
<b>8965</b>	TRANSFERS FROM FUNDS OF LAPSED/REORGANIZED LEAS	\$0	\$0	\$0	0%
<b>8971</b>	PROCEEDS FROM CERTIFICATE OF PARTICIPATION	\$0	\$0	\$0	0%
<b>8972</b>	PROCEEDS FROM LEASES	\$0	\$0	\$0	0%
<b>8979</b>	ALL OTHER SOURCES	\$0	\$0	\$0	0%
<b>8980</b>	CONTRIBUTIONS TO/FROM UNRESTRICTED REVENUES	\$0	\$0	\$0	0%
<b>8990</b>	CONTRIBUTIONS TO/FROM RESTRICTED REVENUES	\$0	\$0	\$0	0%
<b>8900 - 8999 TOTAL, INTERFUND TRANSFERS IN</b>		<b>\$0</b>	<b>\$0</b>	<b>\$0</b>	<b>0%</b>
<b>TOTAL REVENUES</b>					
<b>8000 - 8999 TOTAL REVENUES</b>		<b>\$450,001</b>	<b>\$954,683</b>	<b>\$504,682</b>	<b>12%</b>

Azusa Unified School District

**Budget Change Report Summary**

Fiscal Year 2024-2025

<b>Fund 21- Building Fund</b>		First Interim  Fiscal Year 2024-2025	Second Interim  Fiscal Year 2024-2025	Difference Between 1st Interim and 2nd Interim	Percent Change Between 1st Interim and 2nd Interim
<b>CERTIFICATED SALARIES</b>					
<b>1100</b>	CERTIFICATED TEACHERS' SALARIES	\$0	\$0	\$0	0%
<b>1200</b>	CERTIFICATED PUPIL SUPPORT SALARIES	\$0	\$0	\$0	0%
<b>1300</b>	CERTIFICATED SUPERVISORS' AND ADMINISTRATORS' SALARIES	\$0	\$0	\$0	0%
<b>1900</b>	OTHER CERTIFICATED SALARIES	\$0	\$0	\$0	0%
<b>1000 - 1999 TOTAL, CERTIFICATED SALARIES</b>		<b>\$0</b>	<b>\$0</b>	<b>\$0</b>	<b>0%</b>
<b>CLASSIFIED SALARIES</b>					
<b>2100</b>	CLASSIFIED INSTRUCTIONAL SALARIES	\$0	\$0	\$0	0%
<b>2200</b>	CLASSIFIED SUPPORT SALARIES	\$0	\$0	\$0	0%
<b>2300</b>	CLASSIFIED SUPERVISORS' AND ADMINISTRATORS' SALARIES	\$0	\$0	\$0	0%
<b>2400</b>	CLERICAL, TECHNICAL, AND OFFICE SALARIES	\$0	\$0	\$0	0%
<b>2900</b>	OTHER CLASSIFIED SALARIES	\$0	\$0	\$0	0%
<b>2000 - 2999 TOTAL, CLASSIFIED SALARIES</b>		<b>\$0</b>	<b>\$0</b>	<b>\$0</b>	<b>0%</b>
<b>BENEFITS</b>					
<b>3100</b>	STRS	\$0	\$0	\$0	0%
<b>3200</b>	PERS	\$0	\$0	\$0	0%
<b>3300</b>	OASDI/MEDICARE/ALTERNATIVE	\$0	\$0	\$0	0%
<b>3400</b>	HEALTH AND WELFARE BENEFITS	\$0	\$0	\$0	0%
<b>3500</b>	UNEMPLOYMENT INSURANCE	\$0	\$0	\$0	0%
<b>3600</b>	WORKERS' COMPENSATION	\$0	\$0	\$0	0%

Azusa Unified School District

**Budget Change Report Summary**

Fiscal Year 2024-2025

<b>Fund 21- Building Fund</b>		First Interim Fiscal Year 2024-2025	Second Interim Fiscal Year 2024-2025	Difference Between 1st Interim and 2nd Interim	Percent Change Between 1st Interim and 2nd Interim
<b>3700</b>	OPEB ( RETIREE) BENEFITS	\$0	\$0	\$0	0%
<b>3900</b>	OTHER EMPLOYEE BENEFITS	\$0	\$0	\$0	0%
<b>3000 - 3999 TOTAL, EMPLOYEE BENEFITS</b>		<b>\$0</b>	<b>\$0</b>	<b>\$0</b>	<b>0%</b>
<b>BOOKS AND SUPPLIES</b>					
<b>4100</b>	APPROVED TEXTBOOKS AND CORE CURRICULA MATERIALS	\$0	\$0	\$0	0%
<b>4200</b>	BOOKS AND OTHER REFERENCE MATERIALS	\$0	\$0	\$0	0%
<b>4300</b>	MATERIALS & SUPPLIES	\$6,093	\$6,093	\$0	0%
<b>4400</b>	NONCAPITALIZED EQUIPMENT	\$0	\$0	\$0	0%
<b>4700</b>	FOOD	\$0	\$0	\$0	0%
<b>4000 - 4999 TOTAL, BOOKS AND SUPPLIES</b>		<b>\$6,093</b>	<b>\$6,093</b>	<b>\$0</b>	<b>0%</b>
<b>SERVICES</b>					
<b>5100</b>	SUBAGREEMENTS FOR SERVICES	\$0	\$0	\$0	0%
<b>5200</b>	TRAVEL & CONFERENCES	\$0	\$0	\$0	0%
<b>5300</b>	DUES & MEMBERSHIPS	\$0	\$0	\$0	0%
<b>5400</b>	INSURANCE	\$0	\$0	\$0	0%
<b>5500</b>	OPERATIONS AND HOUSEKEEPING SERVICES	\$0	\$0	\$0	0%
<b>5600</b>	RENTALS, LEASES, REPAIRS, AND NONCAPITALIZED IMPROVEMENTS	\$0	\$0	\$0	0%
<b>5700</b>	TRANSFERS OF DIRECT COSTS	\$0	\$0	\$0	0%
<b>5800</b>	PROFESSIONAL/CONSULTING SERVICES AND OPERATING EXPENDITURE	\$11,832,479	\$11,832,729	\$250	0%
<b>5900</b>	COMMUNICATIONS	\$0	\$0	\$0	0%
<b>5000 - 5999 TOTAL, SERVICES &amp; OTHER OPERATING EXPENDITURES</b>		<b>\$11,832,479</b>	<b>\$11,832,729</b>	<b>\$250</b>	<b>0%</b>
<b>CAPITAL OUTLAY</b>					

Azusa Unified School District

**Budget Change Report Summary**

Fiscal Year 2024-2025

<b>Fund 21- Building Fund</b>		First Interim Fiscal Year 2024-2025	Second Interim Fiscal Year 2024-2025	Difference Between 1st Interim and 2nd Interim	Percent Change Between 1st Interim and 2nd Interim
<b>6100</b>	LAND	\$0	\$0	\$0	0%
<b>6170</b>	LAND IMPROVEMENT	\$0	\$0	\$0	0%
<b>6200</b>	BUILDING AND IMPROVEMENT OF BUILDINGS	\$5,520,870	\$5,520,620	-\$250	0%
<b>6400</b>	EQUIPMENT	\$0	\$0	\$0	0%
<b>6500</b>	EQUIPMENT REPLACEMENT	\$0	\$0	\$0	0%
<b>6600</b>	LEASE ASSETS	\$0	\$0	\$0	0%
<b>6000 - 6999 TOTAL, CAPITAL OUTLAY</b>		<b>\$5,520,870</b>	<b>\$5,520,620</b>	<b>-\$250</b>	<b>0%</b>
<b>OTHER OUTGO</b>					
<b>7110</b>	TUITIONS - INTERDISTRICT ATTENDANCE AGREEMENT	\$0	\$0	\$0	0%
<b>7130</b>	STATE SPECIAL SCHOOLS	\$0	\$0	\$0	0%
<b>7141</b>	PAYMENTS TO DISTRICTS OR CHARTER SCHOOLS	\$0	\$0	\$0	0%
<b>7142</b>	PAYMENT TO COUNTY OFFICES	\$0	\$0	\$0	0%
<b>7211</b>	TRANSFER OF PASS-THROUGH TO DISTRICT/CHARTER	\$0	\$0	\$0	0%
<b>7212</b>	TRANSFER OF PASS-THROUGH TO COUNTY OFFICES	\$0	\$0	\$0	0%
<b>7213</b>	TRANSFER OF PASS-THROUGH TO JPA	\$0	\$0	\$0	0%
<b>7283</b>	ALL OTHER TRANSFERS	\$0	\$0	\$0	0%
<b>7310</b>	TRANSFER OF INDIRECT COSTS	\$0	\$0	\$0	0%
<b>7350</b>	TRANSFERS OF INDIRECT COSTS - INTERFUND	\$0	\$0	\$0	0%
<b>7438</b>	DEBT SERVICES - INTEREST	\$0	\$0	\$0	0%
<b>7439</b>	DEBT SERVICES - PRINCIPAL	\$0	\$0	\$0	0%
<b>7000 - 7499 TOTAL, OTHER OUTGO</b>		<b>\$0</b>	<b>\$0</b>	<b>\$0</b>	<b>0%</b>
<b>INTERFUND TRANSFERS OUT</b>					
<b>7611</b>	TRANSFER OUT-CHILD DEVELOPMENT	\$0	\$0	\$0	0%

Azusa Unified School District

**Budget Change Report Summary**

Fiscal Year 2024-2025

<b>Fund 21- Building Fund</b>		First Interim Fiscal Year 2024-2025	Second Interim Fiscal Year 2024-2025	Difference Between 1st Interim and 2nd Interim	Percent Change Between 1st Interim and 2nd Interim
<b>7613</b>	TRANSFER TO STATE SCHOOL BUILDING FUND	\$0	\$0	\$0	0%
<b>7616</b>	TO CAFETERIA FUND	\$0	\$0	\$0	0%
<b>7619</b>	OTHER AUTHORIZED INTERFUND TRANSFERS OUT	\$0	\$0	\$0	0%
<b>7600 - 7629 TOTAL, INTERFUND TRANSFERS OUT</b>		<b>\$0</b>	<b>\$0</b>	<b>\$0</b>	<b>0%</b>
<b>TOTAL EXPENDITURES</b>					
<b>1000 - 7999 TOTAL EXPENDITURES</b>		<b>\$17,359,442</b>	<b>\$17,359,442</b>	<b>\$0</b>	<b>0%</b>
<b>FUND BALANCE</b>					
BEGINNING FUND BALANCE		\$31,967,376	\$31,967,376	\$0	0%
<b>NET INCREASE (DECREASE) IN FUND BALANCE</b>		<b>-\$16,909,441</b>	<b>-\$16,404,759</b>	<b>\$504,682</b>	<b>-3%</b>
AUDIT ADJUSTMENTS		\$0	\$0	\$0	0%
<b>ENDING FUND BALANCE</b>		<b>\$15,057,935</b>	<b>\$15,562,617</b>	<b>\$504,682</b>	<b>-3%</b>

Azusa Unified School District

**Budget Change Report Summary**

Fiscal Year 2024-2025

<b>Fund 25 - Capital Facilities Fund</b>		First Interim Fiscal Year 2024-2025	Second Interim Fiscal Year 2024-2025	Difference Between 1st Interim and 2nd Interim	Percent Change Between 1st Interim and 2nd Interim
<b>LCFF SOURCES</b>					
<b>8091</b>	LCFF TRANSFERS - CURRENT YEAR	\$0	\$0	\$0	0%
<b>8099</b>	LCFF/REVENUE LIMIT TRANSFERS - PRIOR YEAR	\$0	\$0	\$0	0%
<b>8010-8099 TOTAL, LCFF SOURCES</b>		<b>\$0</b>	<b>\$0</b>	<b>\$0</b>	<b>0%</b>
<b>FEDERAL REVENUES</b>					
<b>8220</b>	CHILD NUTRITION PROGRAM	\$0	\$0	\$0	0%
<b>8221</b>	DONATED FROM COMMODITIES	\$0	\$0	\$0	0%
<b>8285</b>	INTERAGENCY CONTRACTS BETWEEN LEAS	\$0	\$0	\$0	0%
<b>8287</b>	PASS-THROUGH REVENUES FROM FEDERAL SOURCES	\$0	\$0	\$0	0%
<b>8290</b>	3500-3599 CAREER & TECHNICAL EDUCATION	\$0	\$0	\$0	0%
<b>8290</b>	ALL OTHER FEDERAL REVENUE	\$0	\$0	\$0	0%
<b>8100-8299 TOTAL, FEDERAL REVENUE</b>		<b>\$0</b>	<b>\$0</b>	<b>\$0</b>	<b>0%</b>
<b>STATE REVENUES</b>					
<b>8311</b>	ALL OTHER STATE APPORTIONMENT - CURRENT YEAR	\$0	\$0	\$0	0%
<b>8319</b>	ALL OTHER STATE APPORTIONMENT - PRIOR YEAR	\$0	\$0	\$0	0%
<b>8520</b>	CHILD NUTRITION PROGRAM	\$0	\$0	\$0	0%
<b>8587</b>	PASS-THROUGH REVENUES FROM STATE SOURCES	\$0	\$0	\$0	0%
<b>8590</b>	6391 - ADULT EDUCATION PROGRAM	\$0	\$0	\$0	0%
<b>8590</b>	ALL OTHER STATE REVENUES	\$0	\$0	\$0	0%
<b>8300 - 8599 TOTAL, OTHER STATE REVENUE</b>		<b>\$0</b>	<b>\$0</b>	<b>\$0</b>	<b>0%</b>
<b>OTHER LOCAL REVENUE</b>					
<b>8631</b>	SALES OF EQUIPMENT/SUPPLIES	\$0	\$0	\$0	0%
<b>8634</b>	FOOD SERVICE SALES	\$0	\$0	\$0	0%
<b>8650</b>	LEASES & RENTALS	\$0	\$0	\$0	0%



Azusa Unified School District

**Budget Change Report Summary**

Fiscal Year 2024-2025

<b>Fund 25 - Capital Facilities Fund</b>		<b>First Interim</b>	<b>Second Interim</b>	<b>Difference</b>	<b>Percent Change</b>
		<b>Fiscal Year</b>	<b>Fiscal Year</b>	<b>Between</b>	<b>Between</b>
		<b>2024-2025</b>	<b>2024-2025</b>	<b>1st Interim and</b>	<b>1st Interim and</b>
				<b>2nd Interim</b>	<b>2nd Interim</b>
<b>8660</b>	INTEREST	\$40,000	\$40,000	\$0	0%
<b>8662</b>	NET INCREASE/(DECREASE) IN FAIR VALUE OF INVESTMENTS	\$0	\$0	\$0	0%
<b>8671</b>	ADULT EDUCATION FEES	\$0	\$0	\$0	0%
<b>8677</b>	INTERAGENCY SERVICES	\$0	\$0	\$0	0%
<b>8681</b>	MITIGATION/DEVELOPER'S FEES	\$200,000	\$205,068	\$5,068	3%
<b>8699</b>	ALL OTHER LOCAL REVENUES	\$0	\$0	\$0	0%
<b>8710</b>	TUITION	\$0	\$0	\$0	0%
<b>8600 - 8799 TOTAL, OTHER LOCAL REVENUE</b>		<b>\$240,000</b>	<b>\$245,068</b>	<b>\$5,068</b>	<b>3%</b>
<b>INTERFUND TRANSFERS IN</b>					
<b>8919</b>	OTHER AUTHORIZED TRANSFER IN	\$0	\$0	\$0	0%
<b>8965</b>	TRANSFERS FROM FUNDS OF LAPSED/REORGANIZED LEAS	\$0	\$0	\$0	0%
<b>8971</b>	PROCEEDS FROM CERTIFICATE OF PARTICIPATION	\$0	\$0	\$0	0%
<b>8972</b>	PROCEEDS FROM LEASES	\$0	\$0	\$0	0%
<b>8979</b>	ALL OTHER SOURCES	\$0	\$0	\$0	0%
<b>8980</b>	CONTRIBUTIONS TO/FROM UNRESTRICTED REVENUES	\$0	\$0	\$0	0%
<b>8990</b>	CONTRIBUTIONS TO/FROM RESTRICTED REVENUES	\$0	\$0	\$0	0%
<b>8900 - 8999 TOTAL, INTERFUND TRANSFERS IN</b>		<b>\$0</b>	<b>\$0</b>	<b>\$0</b>	<b>0%</b>
<b>TOTAL REVENUES</b>					
<b>8000 - 8999 TOTAL REVENUES</b>		<b>\$240,000</b>	<b>\$245,068</b>	<b>\$5,068</b>	<b>3%</b>

Azusa Unified School District

**Budget Change Report Summary**

Fiscal Year 2024-2025

Fund 25 - Capital Facilities Fund		First Interim	Second Interim	Difference	Percent Change
		Fiscal Year 2024-2025	Fiscal Year 2024-2025	Between 1st Interim and 2nd Interim	Between 1st Interim and 2nd Interim
<b>CERTIFICATED SALARIES</b>					
1100	CERTIFICATED TEACHERS' SALARIES	\$0	\$0	\$0	0%
1200	CERTIFICATED PUPIL SUPPORT SALARIES	\$0	\$0	\$0	0%
1300	CERTIFICATED SUPERVISORS' AND ADMINISTRATORS' SALARIES	\$0	\$0	\$0	0%
1900	OTHER CERTIFICATED SALARIES	\$0	\$0	\$0	0%
<b>1000 - 1999 TOTAL, CERTIFICATED SALARIES</b>		<b>\$0</b>	<b>\$0</b>		
<b>CLASSIFIED SALARIES</b>					
2100	CLASSIFIED INSTRUCTIONAL SALARIES	\$0	\$0	\$0	0%
2200	CLASSIFIED SUPPORT SALARIES	\$0	\$0	\$0	0%
2300	CLASSIFIED SUPERVISORS' AND ADMINISTRATORS' SALARIES	\$0	\$0	\$0	0%
2400	CLERICAL, TECHNICAL, AND OFFICE SALARIES	\$0	\$0	\$0	0%
2900	OTHER CLASSIFIED SALARIES	\$0	\$0	\$0	0%
<b>2000 - 2999 TOTAL, CLASSIFIED SALARIES</b>		<b>\$0</b>	<b>\$0</b>	<b>\$0</b>	<b>0%</b>
<b>EMPLOYEE BENEFITS</b>					
3100	STRS	\$0	\$0	\$0	0%
3200	PERS	\$0	\$0	\$0	0%
3300	OASDI/MEDICARE/ALTERNATIVE	\$0	\$0	\$0	0%
3400	HEALTH AND WELFARE BENEFITS	\$0	\$0	\$0	0%
3500	UNEMPLOYMENT INSURANCE	\$0	\$0	\$0	0%
3600	WORKERS' COMPENSATION	\$0	\$0	\$0	0%
3700	OPEB ( RETIREE) BENEFITS	\$0	\$0	\$0	0%
3900	OTHER EMPLOYEE BENEFITS	\$0	\$0	\$0	0%
<b>3000 - 3999 TOTAL, EMPLOYEE BENEFITS</b>		<b>\$0</b>	<b>\$0</b>	<b>\$0</b>	<b>0%</b>

Azusa Unified School District

**Budget Change Report Summary**

Fiscal Year 2024-2025

<b>Fund 25 - Capital Facilities Fund</b>		First Interim Fiscal Year 2024-2025	Second Interim Fiscal Year 2024-2025	Difference Between 1st Interim and 2nd Interim	Percent Change Between 1st Interim and 2nd Interim
<b>BOOKS AND SUPPLIES</b>					
<b>4100</b>	APPROVED TEXTBOOKS AND CORE CURRICULA MATERIALS	\$0	\$0	\$0	0%
<b>4200</b>	BOOKS AND OTHER REFERENCE MATERIALS	\$0	\$0	\$0	0%
<b>4300</b>	MATERIALS & SUPPLIES	\$0	\$0	\$0	0%
<b>4400</b>	NONCAPITALIZED EQUIPMENT	\$0	\$0	\$0	0%
<b>4000 - 4999 TOTAL, BOOKS AND SUPPLIES</b>		<b>\$0</b>	<b>\$0</b>	<b>\$0</b>	<b>0%</b>
<b>SERVICES</b>					
<b>5100</b>	SUBAGREEMENTS FOR SERVICES	\$0	\$0	\$0	0%
<b>5200</b>	TRAVEL & CONFERENCES	\$0	\$0	\$0	0%
<b>5300</b>	DUES & MEMBERSHIPS	\$0	\$0	\$0	0%
<b>5400</b>	INSURANCE	\$0	\$0	\$0	0%
<b>5500</b>	OPERATIONS AND HOUSEKEEPING SERVICES	\$0	\$0	\$0	0%
<b>5600</b>	RENTALS, LEASES, REPAIRS, AND NONCAPITALIZED IMPROVEMENTS	\$0	\$0	\$0	0%
<b>5700</b>	TRANSFERS OF DIRECT COSTS	\$0	\$0	\$0	0%
<b>5800</b>	PROFESSIONAL/CONSULTING SERVICES AND OPERATING EXPENDITURES	\$0	\$0	\$0	0%
<b>5900</b>	COMMUNICATIONS	\$0	\$0	\$0	0%
<b>5000 - 5999 TOTAL, SERVICES &amp; OTHER OPERATING EXPENDITURES</b>		<b>\$0</b>	<b>\$0</b>	<b>\$0</b>	<b>0%</b>
<b>CAPITAL OUTLAY</b>					
<b>6100</b>	LAND	\$0	\$0	\$0	0%
<b>6200</b>	BUILDING AND IMPROVEMENT OF BUILDINGS	\$0	\$0	\$0	0%
<b>6400</b>	EQUIPMENT	\$0	\$0	\$0	0%
<b>6500</b>	EQUIPMENT REPLACEMENT	\$0	\$0	\$0	0%
<b>6600</b>	LEASE ASSETS	\$0	\$0	\$0	0%
<b>6000 - 6999 TOTAL, CAPITAL OUTLAY</b>		<b>\$0</b>	<b>\$0</b>	<b>\$0</b>	<b>0%</b>

Azusa Unified School District

**Budget Change Report Summary**

Fiscal Year 2024-2025

<b>Fund 25 - Capital Facilities Fund</b>		First Interim Fiscal Year 2024-2025	Second Interim Fiscal Year 2024-2025	Difference Between 1st Interim and 2nd Interim	Percent Change Between 1st Interim and 2nd Interim
<b>OTHER OUTGO</b>					
<b>7110</b>	TUITIONS - INTERDISTRICT ATTENDANCE AGREEMENT	\$0	\$0	\$0	0%
<b>7130</b>	STATE SPECIAL SCHOOLS	\$0	\$0	\$0	0%
<b>7141</b>	PAYMENTS TO DISTRICTS OR CHARTER SCHOOLS	\$0	\$0	\$0	0%
<b>7142</b>	PAYMENT TO COUNTY OFFICES	\$0	\$0	\$0	0%
<b>7211</b>	TRANSFER OF PASS-THROUGH TO DISTRICT/CHARTER	\$0	\$0	\$0	0%
<b>7212</b>	TRANSFER OF PASS-THROUGH TO COUNTY OFFICES	\$0	\$0	\$0	0%
<b>7213</b>	TRANSFER OF PASS-THROUGH TO JPA	\$0	\$0	\$0	0%
<b>7283</b>	ALL OTHER TRANSFERS	\$0	\$0	\$0	0%
<b>7310</b>	TRANSFER OF INDIRECT COSTS	\$0	\$0	\$0	0%
<b>7350</b>	TRANSFERS OF INDIRECT COSTS - INTERFUND	\$0	\$0	\$0	0%
<b>7438</b>	DEBT SERVICES - INTEREST	\$114,480	\$114,480	\$0	0%
<b>7439</b>	DEBT SERVICES - PRINCIPAL	\$211,000	\$211,000	\$0	0%
<b>7000 - 7499 TOTAL, OTHER OUTGO</b>		<b>\$325,480</b>	<b>\$325,480</b>	<b>\$0</b>	<b>0%</b>
<b>INTERFUND TRANSFERS OUT</b>					
<b>7611</b>	TRANSFER OUT-CHILD DEVELOPMENT	\$0	\$0	\$0	0%
<b>7613</b>	TRANSFER TO STATE SCHOOL BUILDING FUND	\$0	\$0	\$0	0%
<b>7616</b>	TO CAFETERIA FUND	\$0	\$0	\$0	0%
<b>7619</b>	OTHER AUTHORIZED INTERFUND TRANSFERS OUT	\$0	\$0	\$0	0%
<b>7600 - 7629 TOTAL, INTERFUND TRANSFERS OUT</b>		<b>\$0</b>	<b>\$0</b>	<b>\$0</b>	<b>0%</b>
<b>TOTAL EXPENDITURES</b>					
<b>1000 - 7999 TOTAL EXPENDITURES</b>		<b>\$325,480</b>	<b>\$325,480</b>	<b>\$0</b>	<b>0%</b>

Azusa Unified School District

**Budget Change Report Summary**

Fiscal Year 2024-2025

Fund 25 - Capital Facilities Fund	First Interim Fiscal Year 2024-2025	Second Interim Fiscal Year 2024-2025	Difference Between 1st Interim and 2nd Interim	Percent Change Between 1st Interim and 2nd Interim
<b>FUND BALANCE</b>				
BEGINNING FUND BALANCE	\$1,582,546	\$1,582,546	\$0	0%
<b>NET INCREASE (DECREASE) IN FUND BALANCE</b>	-\$85,480	-\$80,412	\$5,068	0%
AUDIT ADJUSTMENTS	\$0	\$0	\$0	0%
<b>ENDING FUND BALANCE</b>	\$1,497,066	\$1,502,134	\$5,068	0%

Azusa Unified School District

**Budget Change Report Summary**

Fiscal Year 2024-2025

<b>Fund 30 - State School Building Lease-Purchase Fund</b>		First Interim Fiscal Year 2024-2025	Second Interim Fiscal Year 2024-2025	Difference Between 1st Interim and 2nd Interim	Percent Change Between 1st Interim and 2nd Interim
<b>LCFF SOURCES</b>					
<b>8091</b>	LCFF TRANSFERS - CURRENT YEAR	\$0	\$0	\$0	0%
<b>8099</b>	LCFF/REVENUE LIMIT TRANSFERS - PRIOR YEAR	\$0	\$0	\$0	0%
<b>8010-8099 TOTAL, LCFF SOURCES</b>		<b>\$0</b>	<b>\$0</b>	<b>\$0</b>	<b>0%</b>
<b>FEDERAL REVENUES</b>					
<b>8220</b>	CHILD NUTRITION PROGRAM	\$0	\$0	\$0	0%
<b>8221</b>	DONATED FROM COMMODITIES	\$0	\$0	\$0	0%
<b>8285</b>	INTERAGENCY CONTRACTS BETWEEN LEAS	\$0	\$0	\$0	0%
<b>8287</b>	PASS-THROUGH REVENUES FROM FEDERAL SOURCES	\$0	\$0	\$0	0%
<b>8290</b>	3500-3599 CAREER & TECHNICAL EDUCATION	\$0	\$0	\$0	0%
<b>8290</b>	ALL OTHER FEDERAL REVENUE	\$0	\$0	\$0	0%
<b>8100-8299 TOTAL, FEDERAL REVENUE</b>		<b>\$0</b>	<b>\$0</b>	<b>\$0</b>	<b>0%</b>
<b>STATE REVENUES</b>					
<b>8311</b>	ALL OTHER STATE APPORTIONMENT - CURRENT YEAR	\$0	\$0	\$0	0%
<b>8319</b>	ALL OTHER STATE APPORTIONMENT - PRIOR YEAR	\$0	\$0	\$0	0%
<b>8520</b>	CHILD NUTRITION PROGRAM	\$0	\$0	\$0	0%
<b>8587</b>	PASS-THROUGH REVENUES FROM STATE SOURCES	\$0	\$0	\$0	0%
<b>8590</b>	6391 - ADULT EDUCATION PROGRAM	\$0	\$0	\$0	0%
<b>8590</b>	ALL OTHER STATE REVENUES	\$0	\$0	\$0	0%
<b>8300 - 8599 TOTAL, OTHER STATE REVENUE</b>		<b>\$0</b>	<b>\$0</b>	<b>\$0</b>	<b>0%</b>
<b>OTHER LOCAL REVENUE</b>					
<b>8631</b>	SALES OF EQUIPMENT/SUPPLIES	\$0	\$0	\$0	0%
<b>8634</b>	FOOD SERVICE SALES	\$0	\$0	\$0	0%
<b>8650</b>	LEASES & RENTALS	\$0	\$0	\$0	0%

Azusa Unified School District

**Budget Change Report Summary**

Fiscal Year 2024-2025

<b>Fund 30 - State School Building Lease-Purchase Fund</b>		First Interim Fiscal Year 2024-2025	Second Interim Fiscal Year 2024-2025	Difference Between 1st Interim and 2nd Interim	Percent Change Between 1st Interim and 2nd Interim
<b>8660</b>	INTEREST	\$0	\$0	\$0	0%
<b>8662</b>	NET INCREASE/(DECREASE) IN FAIR VALUE OF INVESTMENTS	\$0	\$0	\$0	0%
<b>8671</b>	ADULT EDUCATION FEES	\$0	\$0	\$0	0%
<b>8677</b>	INTERAGENCY SERVICES	\$0	\$0	\$0	0%
<b>8681</b>	MITIGATION/DEVELOPER'S FEES	\$0	\$0	\$0	0%
<b>8699</b>	ALL OTHER LOCAL REVENUES	\$10	\$10	\$0	0%
<b>8710</b>	TUITION	\$0	\$0	\$0	0%
<b>8600 - 8799 TOTAL, OTHER LOCAL REVENUE</b>		<b>\$10</b>	<b>\$10</b>	<b>\$0</b>	<b>0%</b>
<b>INTERFUND TRANSFERS IN</b>					
<b>8919</b>	OTHER AUTHORIZED TRANSFER IN	\$0	\$0	\$0	0%
<b>8965</b>	TRANSFERS FROM FUNDS OF LAPSED/REORGANIZED LEAS	\$0	\$0	\$0	0%
<b>8971</b>	PROCEEDS FROM CERTIFICATE OF PARTICIPATION	\$0	\$0	\$0	0%
<b>8972</b>	PROCEEDS FROM LEASES	\$0	\$0	\$0	0%
<b>8979</b>	ALL OTHER SOURCES	\$0	\$0	\$0	0%
<b>8980</b>	CONTRIBUTIONS TO/FROM UNRESTRICTED REVENUES	\$0	\$0	\$0	0%
<b>8990</b>	CONTRIBUTIONS TO/FROM RESTRICTED REVENUES	\$0	\$0	\$0	0%
<b>8900 - 8999 TOTAL, INTERFUND TRANSFERS IN</b>		<b>\$0</b>	<b>\$0</b>	<b>\$0</b>	<b>0%</b>
<b>TOTAL REVENUES</b>					
<b>8000 - 8999 TOTAL REVENUES</b>		<b>\$10</b>	<b>\$10</b>	<b>\$0</b>	<b>0%</b>

Azusa Unified School District

**Budget Change Report Summary**

Fiscal Year 2024-2025

<b>Fund 30 - State School Building Lease-Purchase Fund</b>		First Interim Fiscal Year 2024-2025	Second Interim Fiscal Year 2024-2025	Difference Between 1st Interim and 2nd Interim	Percent Change Between 1st Interim and 2nd Interim
<b>CERTIFICATED SALARIES</b>					
<b>1100</b>	CERTIFICATED TEACHERS' SALARIES	\$0	\$0	\$0	0%
<b>1200</b>	CERTIFICATED PUPIL SUPPORT SALARIES	\$0	\$0	\$0	0%
<b>1300</b>	CERTIFICATED SUPERVISORS' AND ADMINISTRATORS' SALARIES	\$0	\$0	\$0	0%
<b>1900</b>	OTHER CERTIFICATED SALARIES	\$0	\$0	\$0	0%
<b>1000 - 1999 TOTAL, CERTIFICATED SALARIES</b>		<b>\$0</b>	<b>\$0</b>	<b>\$0</b>	<b>0%</b>
<b>CLASSIFIED SALARIES</b>					
<b>2100</b>	CLASSIFIED INSTRUCTIONAL SALARIES	\$0	\$0	\$0	0%
<b>2200</b>	CLASSIFIED SUPPORT SALARIES	\$0	\$0	\$0	0%
<b>2300</b>	CLASSIFIED SUPERVISORS' AND ADMINISTRATORS' SALARIES	\$0	\$0	\$0	0%
<b>2400</b>	CLERICAL, TECHNICAL, AND OFFICE SALARIES	\$0	\$0	\$0	0%
<b>2900</b>	OTHER CLASSIFIED SALARIES	\$0	\$0	\$0	0%
<b>2000 - 2999 TOTAL, CLASSIFIED SALARIES</b>		<b>\$0</b>	<b>\$0</b>	<b>\$0</b>	<b>0%</b>
<b>EMPLOYEE BENEFITS</b>					
<b>3100</b>	STRS	\$0	\$0	\$0	0%
<b>3200</b>	PERS	\$0	\$0	\$0	0%
<b>3300</b>	OASDI/MEDICARE/ALTERNATIVE	\$0	\$0	\$0	0%
<b>3400</b>	HEALTH AND WELFARE BENEFITS	\$0	\$0	\$0	0%
<b>3500</b>	UNEMPLOYMENT INSURANCE	\$0	\$0	\$0	0%
<b>3600</b>	WORKERS' COMPENSATION	\$0	\$0	\$0	0%
<b>3700</b>	OPEB ( RETIREE) BENEFITS	\$0	\$0	\$0	0%
<b>3900</b>	OTHER EMPLOYEE BENEFITS	\$0	\$0	\$0	0%
<b>3000 - 3999 TOTAL, EMPLOYEE BENEFITS</b>		<b>\$0</b>	<b>\$0</b>	<b>\$0</b>	<b>0%</b>



Azusa Unified School District

**Budget Change Report Summary**

Fiscal Year 2024-2025

<b>Fund 30 - State School Building Lease-Purchase Fund</b>		First Interim Fiscal Year 2024-2025	Second Interim Fiscal Year 2024-2025	Difference Between 1st Interim and 2nd Interim	Percent Change Between 1st Interim and 2nd Interim
<b>BOOKS AND SUPPLIES</b>					
<b>4100</b>	APPROVED TEXTBOOKS AND CORE CURRICULA MATERIALS	\$0	\$0	\$0	0%
<b>4200</b>	BOOKS AND OTHER REFERENCE MATERIALS	\$0	\$0	\$0	0%
<b>4300</b>	MATERIALS & SUPPLIES	\$0	\$0	\$0	0%
<b>4400</b>	NONCAPITALIZED EQUIPMENT	\$0	\$0	\$0	0%
<b>4700</b>	FOOD	\$0	\$0	\$0	0%
<b>4000 - 4999 TOTAL, BOOKS AND SUPPLIES</b>		<b>\$0</b>	<b>\$0</b>	<b>\$0</b>	<b>0%</b>
<b>SERVICES</b>					
<b>5100</b>	SUBAGREEMENTS FOR SERVICES	\$0	\$0	\$0	0%
<b>5200</b>	TRAVEL & CONFERENCES	\$0	\$0	\$0	0%
<b>5300</b>	DUES & MEMBERSHIPS	\$0	\$0	\$0	0%
<b>5400</b>	INSURANCE	\$0	\$0	\$0	0%
<b>5500</b>	OPERATIONS AND HOUSEKEEPING SERVICES	\$0	\$0	\$0	0%
<b>5600</b>	RENTALS, LEASES, REPAIRS, AND NONCAPITALIZED IMPROVEMENTS	\$0	\$0	\$0	0%
<b>5700</b>	TRANSFERS OF DIRECT COSTS	\$0	\$0	\$0	0%
<b>5800</b>	PROFESSIONAL/CONSULTING SERVICES AND OPERATING EXPENDITURES	\$0	\$0	\$0	0%
<b>5900</b>	COMMUNICATIONS	\$0	\$0	\$0	0%
<b>5000 - 5999 TOTAL, SERVICES &amp; OTHER OPERATING EXPENDITURES</b>		<b>\$0</b>	<b>\$0</b>	<b>\$0</b>	<b>0%</b>
<b>CAPITAL OUTLAY</b>					
<b>6200</b>	BUILDING AND IMPROVEMENT OF BUILDINGS	\$0	\$0	\$0	0%
<b>6400</b>	EQUIPMENT	\$0	\$0	\$0	0%
<b>6500</b>	EQUIPMENT REPLACEMENT	\$0	\$0	\$0	0%
<b>6600</b>	LEASE ASSETS	\$0	\$0	\$0	0%

Azusa Unified School District

**Budget Change Report Summary**

Fiscal Year 2024-2025

<b>Fund 30 - State School Building Lease-Purchase Fund</b>		<b>First Interim</b>	<b>Second Interim</b>	<b>Difference</b>	<b>Percent Change</b>
		<b>Fiscal Year</b>	<b>Fiscal Year</b>	<b>Between</b>	<b>Between</b>
		<b>2024-2025</b>	<b>2024-2025</b>	<b>1st Interim and</b>	<b>1st Interim and</b>
				<b>2nd Interim</b>	<b>2nd Interim</b>
<b>6000 - 6999 TOTAL, CAPITAL OUTLAY</b>		<b>\$0</b>	<b>\$0</b>	<b>\$0</b>	<b>0%</b>
<b>OTHER OUTGO</b>					
<b>7110</b>	TUITIONS - INTERDISTRICT ATTENDANCE AGREEMENT	\$0	\$0	\$0	0%
<b>7130</b>	STATE SPECIAL SCHOOLS	\$0	\$0	\$0	0%
<b>7141</b>	PAYMENTS TO DISTRICTS OR CHARTER SCHOOLS	\$0	\$0	\$0	0%
<b>7142</b>	PAYMENT TO COUNTY OFFICES	\$0	\$0	\$0	0%
<b>7211</b>	TRANSFER OF PASS-THROUGH TO DISTRICT/CHARTER	\$0	\$0	\$0	0%
<b>7212</b>	TRANSFER OF PASS-THROUGH TO COUNTY OFFICES	\$0	\$0	\$0	0%
<b>7213</b>	TRANSFER OF PASS-THROUGH TO JPA	\$0	\$0	\$0	0%
<b>7283</b>	ALL OTHER TRANSFERS	\$0	\$0	\$0	0%
<b>7310</b>	TRANSFER OF INDIRECT COSTS	\$0	\$0	\$0	0%
<b>7350</b>	TRANSFERS OF INDIRECT COSTS - INTERFUND	\$0	\$0	\$0	0%
<b>7438</b>	DEBT SERVICES - INTEREST	\$0	\$0	\$0	0%
<b>7439</b>	DEBT SERVICES - PRINCIPAL	\$0	\$0	\$0	0%
<b>7000 - 7499 TOTAL, OTHER OUTGO</b>		<b>\$0</b>	<b>\$0</b>	<b>\$0</b>	<b>0%</b>
<b>INTERFUND TRANSFERS OUT</b>					
<b>7611</b>	TRANSFER OUT-CHILD DEVELOPMENT	\$0	\$0	\$0	0%
<b>7613</b>	TRANSFER TO STATE SCHOOL BUILDING FUND	\$0	\$0	\$0	0%
<b>7616</b>	TO CAFETERIA FUND	\$0	\$0	\$0	0%
<b>7619</b>	OTHER AUTHORIZED INTERFUND TRANSFERS OUT	\$0	\$0	\$0	0%
<b>7600 - 7629 TOTAL, INTERFUND TRANSFERS OUT</b>		<b>\$0</b>	<b>\$0</b>	<b>\$0</b>	<b>0%</b>
<b>TOTAL EXPENDITURES</b>					
<b>1000 - 7999 TOTAL EXPENDITURES</b>		<b>\$0</b>	<b>\$0</b>	<b>\$0</b>	<b>0%</b>

Azusa Unified School District

**Budget Change Report Summary**

Fiscal Year 2024-2025

Fund 30 - State School Building Lease-Purchase Fund	First Interim Fiscal Year 2024-2025	Second Interim Fiscal Year 2024-2025	Difference Between 1st Interim and 2nd Interim	Percent Change Between 1st Interim and 2nd Interim
<b>FUND BALANCE</b>				
BEGINNING FUND BALANCE	\$188	\$188	\$0	0%
<b>NET INCREASE (DECREASE) IN FUND BALANCE</b>	\$10	\$10	\$0	0%
AUDIT ADJUSTMENTS	\$0	\$0	\$0	0%
<b>ENDING FUND BALANCE</b>	\$198	\$198	\$0	0%

Azusa Unified School District

**Budget Change Report Summary**

Fiscal Year 2024-2025

<b>Fund 35- County School Facilities Fund</b>		First Interim Fiscal Year 2024-2025	Second Interim Fiscal Year 2024-2025	Difference Between 1st Interim and 2nd Interim	Percent Change Between 1st Interim and 2nd Interim
<b>LCFF SOURCES</b>					
<b>8091</b>	LCFF TRANSFERS - CURRENT YEAR	\$0	\$0	\$0	0%
<b>8099</b>	LCFF/REVENUE LIMIT TRANSFERS - PRIOR YEAR	\$0	\$0	\$0	0%
<b>8010-8099 TOTAL, LCFF SOURCES</b>		<b>\$0</b>	<b>\$0</b>	<b>\$0</b>	<b>0%</b>
<b>FEDERAL REVENUES</b>					
<b>8221</b>	DONATED FROM COMMODITIES	\$0	\$0	\$0	0%
<b>8285</b>	INTERAGENCY CONTRACTS BETWEEN LEAS	\$0	\$0	\$0	0%
<b>8287</b>	PASS-THROUGH REVENUES FROM FEDERAL SOURCES	\$0	\$0	\$0	0%
<b>8290</b>	ALL OTHER FEDERAL REVENUE	\$0	\$0	\$0	0%
<b>8100-8299 TOTAL, FEDERAL REVENUE</b>		<b>\$0</b>	<b>\$0</b>	<b>\$0</b>	<b>0%</b>
<b>STATE REVENUES</b>					
<b>8311</b>	ALL OTHER STATE APPORTIONMENT - CURRENT YEAR	\$0	\$0	\$0	0%
<b>8319</b>	ALL OTHER STATE APPORTIONMENT - PRIOR YEAR	\$0	\$0	\$0	0%
<b>8520</b>	CHILD NUTRITION PROGRAM	\$0	\$0	\$0	0%
<b>8545</b>	SCHOOL FACILITIES APPORTIONMENT	\$0	\$0	\$0	0%
<b>8587</b>	PASS-THROUGH REVENUES FROM STATE SOURCES	\$0	\$0	\$0	0%
<b>8590</b>	6391 - ADULT EDUCATION PROGRAM	\$0	\$0	\$0	0%
<b>8590</b>	ALL OTHER STATE REVENUES	\$0	\$0	\$0	0%
<b>8300 - 8599 TOTAL, OTHER STATE REVENUE</b>		<b>\$0</b>	<b>\$0</b>	<b>\$0</b>	<b>0%</b>
<b>OTHER LOCAL REVENUE</b>					
<b>8631</b>	SALES OF EQUIPMENT/SUPPLIES	\$0	\$0	\$0	0%
<b>8634</b>	FOOD SERVICE SALES	\$0	\$0	\$0	0%
<b>8650</b>	LEASES & RENTALS	\$0	\$0	\$0	0%
<b>8660</b>	INTEREST	\$100,000	\$175,505	\$75,505	76%

Azusa Unified School District

**Budget Change Report Summary**

Fiscal Year 2024-2025

<b>Fund 35- County School Facilities Fund</b>		<b>First Interim</b>	<b>Second Interim</b>	<b>Difference</b>	<b>Percent Change</b>
		<b>Fiscal Year</b>	<b>Fiscal Year</b>	<b>Between</b>	<b>Between</b>
		<b>2024-2025</b>	<b>2024-2025</b>	<b>1st Interim and</b>	<b>1st Interim and</b>
				<b>2nd Interim</b>	<b>2nd Interim</b>
<b>8662</b>	NET INCREASE/(DECREASE) IN FAIR VALUE OF INVESTMENTS	\$0	\$0	\$0	0%
<b>8671</b>	ADULT EDUCATION FEES	\$0	\$0	\$0	0%
<b>8677</b>	INTERAGENCY SERVICES	\$0	\$0	\$0	0%
<b>8681</b>	MITIGATION/DEVELOPER'S FEES	\$0	\$0	\$0	0%
<b>8699</b>	ALL OTHER LOCAL REVENUES	\$0	\$0	\$0	0%
<b>8710</b>	TUITION	\$0	\$0	\$0	0%
<b>8600 - 8799 TOTAL, OTHER LOCAL REVENUE</b>		<b>\$100,000</b>	<b>\$175,505</b>	<b>\$75,505</b>	<b>76%</b>
<b>INTERFUND TRANSFERS IN</b>					
<b>8919</b>	OTHER AUTHORIZED TRANSFER IN	\$0	\$0	\$0	0%
<b>8965</b>	TRANSFERS FROM FUNDS OF LAPSED/REORGANIZED LEAS	\$0	\$0	\$0	0%
<b>8971</b>	PROCEEDS FROM CERTIFICATE OF PARTICIPATION	\$0	\$0	\$0	0%
<b>8972</b>	PROCEEDS FROM LEASES	\$0	\$0	\$0	0%
<b>8979</b>	ALL OTHER SOURCES	\$0	\$0	\$0	0%
<b>8980</b>	CONTRIBUTIONS TO/FROM UNRESTRICTED REVENUES	\$0	\$0	\$0	0%
<b>8990</b>	CONTRIBUTIONS TO/FROM RESTRICTED REVENUES	\$0	\$0	\$0	0%
<b>8900 - 8999 TOTAL, INTERFUND TRANSFERS IN</b>		<b>\$0</b>	<b>\$0</b>	<b>\$0</b>	<b>0%</b>
<b>TOTAL REVENUES</b>					
<b>8000 - 8999 TOTAL REVENUES</b>		<b>\$100,000</b>	<b>\$175,505</b>	<b>\$75,505</b>	<b>76%</b>

Azusa Unified School District

**Budget Change Report Summary**

Fiscal Year 2024-2025

<b>Fund 35- County School Facilities Fund</b>		First Interim Fiscal Year 2024-2025	Second Interim Fiscal Year 2024-2025	Difference Between 1st Interim and 2nd Interim	Percent Change Between 1st Interim and 2nd Interim
<b>CERTIFICATED SALARIES</b>					
<b>1100</b>	CERTIFICATED TEACHERS' SALARIES	\$0	\$0	\$0	0%
<b>1200</b>	CERTIFICATED PUPIL SUPPORT SALARIES	\$0	\$0	\$0	0%
<b>1300</b>	CERTIFICATED SUPERVISORS' AND ADMINISTRATORS' SALARIES	\$0	\$0	\$0	0%
<b>1900</b>	OTHER CERTIFICATED SALARIES	\$0	\$0	\$0	0%
<b>1000 - 1999 TOTAL, CERTIFICATED SALARIES</b>		<b>\$0</b>	<b>\$0</b>	<b>\$0</b>	<b>0%</b>
<b>CLASSIFIED SALARIES</b>					
<b>2100</b>	CLASSIFIED INSTRUCTIONAL SALARIES	\$0	\$0	\$0	0%
<b>2200</b>	CLASSIFIED SUPPORT SALARIES	\$0	\$0	\$0	0%
<b>2300</b>	CLASSIFIED SUPERVISORS' AND ADMINISTRATORS' SALARIES	\$0	\$0	\$0	0%
<b>2400</b>	CLERICAL, TECHNICAL, AND OFFICE SALARIES	\$0	\$0	\$0	0%
<b>2900</b>	OTHER CLASSIFIED SALARIES	\$0	\$0	\$0	0%
<b>2000 - 2999 TOTAL, CLASSIFIED SALARIES</b>		<b>\$0</b>	<b>\$0</b>	<b>\$0</b>	<b>0%</b>
<b>EMPLOYEE BENEFITS</b>					
<b>3100</b>	STRS	\$0	\$0	\$0	0%
<b>3200</b>	PERS	\$0	\$0	\$0	0%
<b>3300</b>	OASDI/MEDICARE/ALTERNATIVE	\$0	\$0	\$0	0%
<b>3400</b>	HEALTH AND WELFARE BENEFITS	\$0	\$0	\$0	0%
<b>3500</b>	UNEMPLOYMENT INSURANCE	\$0	\$0	\$0	0%
<b>3600</b>	WORKERS' COMPENSATION	\$0	\$0	\$0	0%
<b>3700</b>	OPEB ( RETIREE) BENEFITS	\$0	\$0	\$0	0%
<b>3900</b>	OTHER EMPLOYEE BENEFITS	\$0	\$0	\$0	0%
<b>3000 - 3999 TOTAL, EMPLOYEE BENEFITS</b>		<b>\$0</b>	<b>\$0</b>	<b>\$0</b>	<b>0%</b>

Azusa Unified School District

**Budget Change Report Summary**

Fiscal Year 2024-2025

<b>Fund 35- County School Facilities Fund</b>		First Interim Fiscal Year 2024-2025	Second Interim Fiscal Year 2024-2025	Difference Between 1st Interim and 2nd Interim	Percent Change Between 1st Interim and 2nd Interim
<b>BOOKS AND SUPPLIES</b>					
<b>4200</b>	BOOKS AND OTHER REFERENCE MATERIALS	\$0	\$0	\$0	0%
<b>4300</b>	MATERIALS & SUPPLIES	\$0	\$0	\$0	0%
<b>4400</b>	NONCAPITALIZED EQUIPMENT	\$0	\$0	\$0	0%
<b>4700</b>	FOOD	\$0	\$0	\$0	0%
<b>4000 - 4999 TOTAL, BOOKS AND SUPPLIES</b>		<b>\$0</b>	<b>\$0</b>	<b>\$0</b>	<b>0%</b>
<b>SERVICES</b>					
<b>5100</b>	SUBAGREEMENTS FOR SERVICES	\$0	\$0	\$0	0%
<b>5200</b>	TRAVEL & CONFERENCES	\$0	\$0	\$0	0%
<b>5300</b>	DUES & MEMBERSHIPS	\$0	\$0	\$0	0%
<b>5400</b>	INSURANCE	\$0	\$0	\$0	0%
<b>5500</b>	OPERATIONS AND HOUSEKEEPING SERVICES	\$0	\$0	\$0	0%
<b>5600</b>	RENTALS, LEASES, REPAIRS, AND NONCAPITALIZED IMPROVEMENTS	\$0	\$0	\$0	0%
<b>5700</b>	TRANSFERS OF DIRECT COSTS	\$0	\$0	\$0	0%
<b>5800</b>	PROFESSIONAL/CONSULTING SERVICES AND OPERATING EXPENDITURES	\$2,755,289	\$292,437	-\$2,462,852	-89%
<b>5900</b>	COMMUNICATIONS	\$0	\$0	\$0	0%
<b>5000 - 5999 TOTAL, SERVICES &amp; OTHER OPERATING EXPENDITURES</b>		<b>\$2,755,289</b>	<b>\$292,437</b>	<b>-\$2,462,852</b>	<b>-89%</b>
<b>CAPITAL OUTLAY</b>					
<b>6100</b>	LAND	\$0	\$0	\$0	0%
<b>6170</b>	LAND IMPROVEMENT	\$0	\$0	\$0	0%
<b>6200</b>	BUILDING AND IMPROVEMENT OF BUILDINGS	\$2,619,995	\$5,512,235	\$2,892,240	110%
<b>6400</b>	EQUIPMENT	\$174,703	\$174,703	\$0	0%
<b>6500</b>	EQUIPMENT REPLACEMENT	\$0	\$0	\$0	0%
<b>6600</b>	LEASE ASSETS	\$0	\$0	\$0	0%
<b>6000 - 6999 TOTAL, CAPITAL OUTLAY</b>		<b>\$2,794,698</b>	<b>\$5,686,938</b>	<b>\$2,892,240</b>	<b>110%</b>

Azusa Unified School District

**Budget Change Report Summary**

Fiscal Year 2024-2025

<b>Fund 35- County School Facilities Fund</b>		First Interim Fiscal Year 2024-2025	Second Interim Fiscal Year 2024-2025	Difference Between 1st Interim and 2nd Interim	Percent Change Between 1st Interim and 2nd Interim
<b>OTHER OUTGO</b>					
<b>7110</b>	TUITIONS - INTERDISTRICT ATTENDANCE AGREEMENT	\$0	\$0	\$0	0%
<b>7130</b>	STATE SPECIAL SCHOOLS	\$0	\$0	\$0	0%
<b>7141</b>	PAYMENTS TO DISTRICTS OR CHARTER SCHOOLS	\$0	\$0	\$0	0%
<b>7000 - 7499 TOTAL, OTHER OUTGO</b>		<b>\$0</b>	<b>\$0</b>	<b>\$0</b>	<b>0%</b>
<b>INTERFUND TRANSFERS OUT</b>					
<b>7619</b>	OTHER AUTHORIZED INTERFUND TRANSFERS OUT	\$0	\$0	\$0	0%
<b>7600 - 7629 TOTAL, INTERFUND TRANSFERS OUT</b>		<b>\$0</b>	<b>\$0</b>	<b>\$0</b>	<b>0%</b>
<b>TOTAL EXPENDITURES</b>					
<b>1000 - 7999 TOTAL EXPENDITURES</b>		<b>\$5,549,987</b>	<b>\$5,979,375</b>	<b>\$429,388</b>	<b>21%</b>



Azusa Unified School District

**Budget Change Report Summary**

Fiscal Year 2024-2025

<b>Fund 40 - Special Reserve Fund for Capital Outlay Projects</b>		<b>First Interim</b>	<b>Second Interim</b>	<b>Difference</b>	<b>Percent Change</b>
		<b>Fiscal Year</b>	<b>Fiscal Year</b>	<b>Between</b>	<b>Between</b>
		<b>2024-2025</b>	<b>2024-2025</b>	<b>1st Interim and</b>	<b>1st Interim and</b>
				<b>2nd Interim</b>	<b>2nd Interim</b>
<b>LCFF SOURCES</b>					
<b>8091</b>	LCFF TRANSFERS - CURRENT YEAR	\$0	\$0	\$0	0%
<b>8099</b>	LCFF/REVENUE LIMIT TRANSFERS - PRIOR YEAR	\$0	\$0	\$0	0%
<b>8010-8099 TOTAL, LCFF SOURCES</b>		<b>\$0</b>	<b>\$0</b>	<b>\$0</b>	<b>0%</b>
<b>FEDERAL REVENUES</b>					
<b>8220</b>	CHILD NUTRITION PROGRAM	\$0	\$0	0%	0%
<b>8221</b>	DONATED FROM COMMODITIES	\$0	\$0	0%	0%
<b>8285</b>	INTERAGENCY CONTRACTS BETWEEN LEAS	\$0	\$0	0%	0%
<b>8287</b>	PASS-THROUGH REVENUES FROM FEDERAL SOURCES	\$0	\$0	0%	0%
<b>8290</b>	3500-3599 CAREER & TECHNICAL EDUCATION	\$0	\$0	0%	0%
<b>8290</b>	ALL OTHER FEDERAL REVENUE	\$0	\$0	0%	0%
<b>8100-8299 TOTAL, FEDERAL REVENUE</b>		<b>\$0</b>	<b>\$0</b>	<b>\$0</b>	<b>0%</b>
<b>STATE REVENUES</b>					
<b>8311</b>	ALL OTHER STATE APPORTIONMENT - CURRENT YEAR	\$0	\$0	0%	0%
<b>8319</b>	ALL OTHER STATE APPORTIONMENT - PRIOR YEAR	\$0	\$0	0%	0%
<b>8520</b>	CHILD NUTRITION PROGRAM	\$0	\$0	0%	0%
<b>8587</b>	PASS-THROUGH REVENUES FROM STATE SOURCES	\$0	\$0	0%	0%
<b>8590</b>	6391 - ADULT EDUCATION PROGRAM	\$0	\$0	0%	0%
<b>8590</b>	ALL OTHER STATE REVENUES	\$0	\$0	0%	0%
<b>8300 - 8599 TOTAL, OTHER STATE REVENUE</b>		<b>\$0</b>	<b>\$0</b>	<b>\$0</b>	<b>0%</b>
<b>OTHER LOCAL REVENUE</b>					
<b>8625</b>	COMMUNITY REDEVELOPMENT NOT SUBJECT TO LCFF	\$800,000	\$69,627	-\$730,373	-91%
<b>8631</b>	SALES OF EQUIPMENT/SUPPLIES	\$0	\$0	\$0	0%
<b>8634</b>	FOOD SERVICE SALES	\$0	\$0	\$0	0%
<b>8650</b>	LEASES & RENTALS	\$0	\$0	\$0	0%

Azusa Unified School District

**Budget Change Report Summary**

Fiscal Year 2024-2025

<b>Fund 40 - Special Reserve Fund for Capital Outlay Projects</b>		<b>First Interim</b>	<b>Second Interim</b>	<b>Difference</b>	<b>Percent Change</b>
		<b>Fiscal Year</b>	<b>Fiscal Year</b>	<b>Between</b>	<b>Between</b>
		<b>2024-2025</b>	<b>2024-2025</b>	<b>1st Interim and</b>	<b>1st Interim and</b>
				<b>2nd Interim</b>	<b>2nd Interim</b>
<b>8660</b>	INTEREST	\$150,000	\$0	-\$150,000	-100%
<b>8662</b>	NET INCREASE/(DECREASE) IN FAIR VALUE OF INVESTMENTS	\$0	\$0	\$0	0%
<b>8671</b>	ADULT EDUCATION FEES	\$0	\$0	\$0	0%
<b>8677</b>	INTERAGENCY SERVICES	\$0	\$0	\$0	0%
<b>8681</b>	MITIGATION/DEVELOPER'S FEES	\$0	\$0	\$0	0%
<b>8699</b>	ALL OTHER LOCAL REVENUES	\$0	\$0	\$0	0%
<b>8710</b>	TUITION	\$0	\$0	\$0	0%
<b>8600 - 8799 TOTAL, OTHER LOCAL REVENUE</b>		<b>\$950,000</b>	<b>\$69,627</b>	<b>-\$880,373</b>	<b>-191%</b>
<b>INTERFUND TRANSFERS IN</b>					
<b>8919</b>	OTHER AUTHORIZED TRANSFER IN	\$0	\$0	\$0	0%
<b>8965</b>	TRANSFERS FROM FUNDS OF LAPSED/REORGANIZED LEAS	\$0	\$0	\$0	0%
<b>8971</b>	PROCEEDS FROM CERTIFICATE OF PARTICIPATION	\$0	\$0	\$0	0%
<b>8972</b>	PROCEEDS FROM LEASES	\$0	\$0	\$0	0%
<b>8979</b>	ALL OTHER SOURCES	\$0	\$0	\$0	0%
<b>8980</b>	CONTRIBUTIONS TO/FROM UNRESTRICTED REVENUES	\$0	\$0	\$0	0%
<b>8990</b>	CONTRIBUTIONS TO/FROM RESTRICTED REVENUES	\$0	\$0	\$0	0%
<b>8900 - 8999 TOTAL, INTERFUND TRANSFERS IN</b>		<b>\$0</b>	<b>\$0</b>	<b>\$0</b>	<b>0%</b>
<b>TOTAL REVENUES</b>					
<b>8000 - 8999 TOTAL REVENUES</b>		<b>\$950,000</b>	<b>\$69,627</b>	<b>-\$880,373</b>	<b>-191%</b>

Azusa Unified School District

**Budget Change Report Summary**

Fiscal Year 2024-2025

<b>Fund 40 - Special Reserve Fund for Capital Outlay Projects</b>		<b>First Interim</b>	<b>Second Interim</b>	<b>Difference</b>	<b>Percent Change</b>
		<b>Fiscal Year</b>	<b>Fiscal Year</b>	<b>Between</b>	<b>Between</b>
		<b>2024-2025</b>	<b>2024-2025</b>	<b>1st Interim and</b>	<b>1st Interim and</b>
				<b>2nd Interim</b>	<b>2nd Interim</b>
<b>CERTIFICATED SALARIES</b>					
<b>1100</b>	CERTIFICATED TEACHERS' SALARIES	\$0	\$0	\$0	0%
<b>1200</b>	CERTIFICATED PUPIL SUPPORT SALARIES	\$0	\$0	\$0	0%
<b>1300</b>	CERTIFICATED SUPERVISORS' AND ADMINISTRATORS' SALARIES	\$0	\$0	\$0	0%
<b>1900</b>	OTHER CERTIFICATED SALARIES	\$0	\$0	\$0	0%
<b>1000 - 1999 TOTAL, CERTIFICATED SALARIES</b>		<b>\$0</b>	<b>\$0</b>	<b>\$0</b>	<b>0%</b>
<b>CLASSIFIED SALARIES</b>					
<b>2100</b>	CLASSIFIED INSTRUCTIONAL SALARIES	\$0	\$0	\$0	0%
<b>2200</b>	CLASSIFIED SUPPORT SALARIES	\$0	\$0	\$0	0%
<b>2300</b>	CLASSIFIED SUPERVISORS' AND ADMINISTRATORS' SALARIES	\$0	\$0	\$0	0%
<b>2400</b>	CLERICAL, TECHNICAL, AND OFFICE SALARIES	\$0	\$0	\$0	0%
<b>2900</b>	OTHER CLASSIFIED SALARIES	\$0	\$0	\$0	0%
<b>2000 - 2999 TOTAL, CLASSIFIED SALARIES</b>		<b>\$0</b>	<b>\$0</b>	<b>\$0</b>	<b>0%</b>
<b>EMPLOYEE BENEFITS</b>					
<b>3100</b>	STRS	\$0	\$0	\$0	0%
<b>3200</b>	PERS	\$0	\$0	\$0	0%
<b>3300</b>	OASDI/MEDICARE/ALTERNATIVE	\$0	\$0	\$0	0%
<b>3400</b>	HEALTH AND WELFARE BENEFITS	\$0	\$0	\$0	0%
<b>3500</b>	UNEMPLOYMENT INSURANCE	\$0	\$0	\$0	0%
<b>3600</b>	WORKERS' COMPENSATION	\$0	\$0	\$0	0%
<b>3700</b>	OPEB (RETIREE) BENEFITS	\$0	\$0	\$0	0%
<b>3900</b>	OTHER EMPLOYEE BENEFITS	\$0	\$0	\$0	0%
<b>3000 - 3999 TOTAL, EMPLOYEE BENEFITS</b>		<b>\$0</b>	<b>\$0</b>	<b>\$0</b>	<b>0%</b>

Azusa Unified School District

**Budget Change Report Summary**

Fiscal Year 2024-2025

<b>Fund 40 - Special Reserve Fund for Capital Outlay Projects</b>		<b>First Interim</b>	<b>Second Interim</b>	<b>Difference</b>	<b>Percent Change</b>
		<b>Fiscal Year</b>	<b>Fiscal Year</b>	<b>Between</b>	<b>Between</b>
		<b>2024-2025</b>	<b>2024-2025</b>	<b>1st Interim and</b>	<b>1st Interim and</b>
				<b>2nd Interim</b>	<b>2nd Interim</b>
<b>BOOKS AND SUPPLIES</b>					
<b>4100</b>	APPROVED TEXTBOOKS AND CORE CURRICULA MATERIALS	\$0	\$0	\$0	0%
<b>4200</b>	BOOKS AND OTHER REFERENCE MATERIALS	\$0	\$0	\$0	0%
<b>4300</b>	MATERIALS & SUPPLIES	\$1,136,355	\$0	-\$1,136,355	-100%
<b>4400</b>	NONCAPITALIZED EQUIPMENT	\$0	\$0	\$0	0%
<b>4000 - 4999 TOTAL, BOOKS AND SUPPLIES</b>		<b>\$1,136,355</b>	<b>\$0</b>	<b>-\$1,136,355</b>	<b>-100%</b>
<b>SERVICES</b>					
<b>5100</b>	SUBAGREEMENTS FOR SERVICES	\$0	\$0	\$0	0%
<b>5200</b>	TRAVEL & CONFERENCES	\$0	\$0	\$0	0%
<b>5300</b>	DUES & MEMBERSHIPS	\$0	\$0	\$0	0%
<b>5400</b>	INSURANCE	\$0	\$0	\$0	0%
<b>5500</b>	OPERATIONS AND HOUSEKEEPING SERVICES	\$0	\$0	\$0	0%
<b>5600</b>	RENTALS, LEASES, REPAIRS, AND NONCAPITALIZED IMPROVEMENTS	\$0	\$0	\$0	0%
<b>5700</b>	TRANSFERS OF DIRECT COSTS	\$0	\$0	\$0	0%
<b>5800</b>	PROFESSIONAL/CONSULTING SERVICES AND OPERATING EXPENDITURES	\$3,981,978	\$581,281	-\$3,400,697	-85%
<b>5900</b>	COMMUNICATIONS	\$0	\$0	\$0	0%
<b>5000 - 5999 TOTAL, SERVICES &amp; OTHER OPERATING EXPENDITURES</b>		<b>\$3,981,978</b>	<b>\$581,281</b>	<b>-\$3,400,697</b>	<b>-85%</b>
<b>CAPITAL OUTLAY</b>					
<b>6100</b>	LAND	\$0	\$0	\$0	0%
<b>6170</b>	LAND IMPROVEMENT	\$0	\$0	\$0	0%
<b>6200</b>	BUILDING AND IMPROVEMENT OF BUILDINGS	\$36,000	\$5,185,365	\$5,149,365	14304%
<b>6400</b>	EQUIPMENT	\$197,771	\$197,771	\$0	0%
<b>6500</b>	EQUIPMENT REPLACEMENT	\$0	\$0	\$0	0%
<b>6600</b>	LEASE ASSETS	\$0	\$0	\$0	0%

Azusa Unified School District

**Budget Change Report Summary**

Fiscal Year 2024-2025

<b>Fund 40 - Special Reserve Fund for Capital Outlay Projects</b>		First Interim Fiscal Year 2024-2025	Second Interim Fiscal Year 2024-2025	Difference Between 1st Interim and 2nd Interim	Percent Change Between 1st Interim and 2nd Interim
<b>6000 - 6999 TOTAL, CAPITAL OUTLAY</b>		<b>\$233,771</b>	<b>\$5,383,136</b>	<b>\$5,149,365</b>	<b>14304%</b>
<b>OTHER OUTGO</b>					
<b>7110</b>	TUITIONS - INTERDISTRICT ATTENDANCE AGREEMENT	\$0	\$0	\$0	0%
<b>7130</b>	STATE SPECIAL SCHOOLS	\$0	\$0	\$0	0%
<b>7141</b>	PAYMENTS TO DISTRICTS OR CHARTER SCHOOLS	\$0	\$0	\$0	0%
<b>7142</b>	PAYMENT TO COUNTY OFFICES	\$0	\$0	\$0	0%
<b>7211</b>	TRANSFER OF PASS-THROUGH TO DISTRICT/CHARTER	\$0	\$0	\$0	0%
<b>7212</b>	TRANSFER OF PASS-THROUGH TO COUNTY OFFICES	\$0	\$0	\$0	0%
<b>7213</b>	TRANSFER OF PASS-THROUGH TO JPA	\$0	\$0	\$0	0%
<b>7283</b>	ALL OTHER TRANSFERS	\$0	\$0	\$0	0%
<b>7310</b>	TRANSFER OF INDIRECT COSTS	\$0	\$0	\$0	0%
<b>7000 - 7499 TOTAL, OTHER OUTGO</b>		<b>\$0</b>	<b>\$0</b>	<b>\$0</b>	<b>0%</b>
<b>INTERFUND TRANSFERS OUT</b>					
<b>7611</b>	TRANSFER OUT-CHILD DEVELOPMENT	\$0	\$0	\$0	0%
<b>7613</b>	TRANSFER TO STATE SCHOOL BUILDING FUND	\$0	\$0	\$0	0%
<b>7619</b>	OTHER AUTHORIZED INTERFUND TRANSFERS OUT	\$0	\$0	\$0	0%
<b>7699</b>	ALL OTHER FINANCING	\$0	\$0	\$0	0%
<b>7600 - 7629 TOTAL, INTERFUND TRANSFERS OUT</b>		<b>\$0</b>	<b>\$0</b>	<b>\$0</b>	<b>0%</b>
<b>TOTAL EXPENDITURES</b>					
<b>1000 - 7999 TOTAL EXPENDITURES</b>		<b>\$5,352,104</b>	<b>\$5,964,417</b>	<b>\$612,313</b>	<b>14118%</b>

Azusa Unified School District

**Budget Change Report Summary**

Fiscal Year 2024-2025

Fund 40 - Special Reserve Fund for Capital Outlay Projects	First Interim Fiscal Year 2024-2025	Second Interim Fiscal Year 2024-2025	Difference Between 1st Interim and 2nd Interim	Percent Change Between 1st Interim and 2nd Interim
<b>FUND BALANCE</b>				
BEGINNING FUND BALANCE	\$6,656,489	\$6,656,489	\$0	0%
<b>NET INCREASE (DECREASE) IN FUND BALANCE</b>	-\$4,402,104	-\$5,894,790	-\$1,492,686	0%
AUDIT ADJUSTMENTS	\$0	\$0	\$0	0%
<b>ENDING FUND BALANCE</b>	\$2,254,385	\$761,699	\$0	0%

Azusa Unified School District  
**Fund 51 - Budget Change Report Summary**

Fund 51	First Interim Fiscal Year 2022-2023	1st Interim Fiscal Year 2022-2023	Difference Between 1st Interim and 2nd Interim	Difference Between 1st Interim and 2nd Interim
<b>LCFF SOURCES</b>				
8091 LCFF Transfers - Current Year	\$0	\$0	\$0	0%
8099 LCFF/Revenue Limit Transfers - Prior Year	\$0	\$0	\$0	0%
<b>8010-8099 TOTAL, LCFF SOURCES</b>	<b>\$0</b>	<b>\$0</b>	<b>\$0</b>	<b>\$0</b>
<b>FEDERAL REVENUES</b>				
8220 CHILD NUTRITION PROGRAM	\$0	\$0	\$0	0%
8221 DONATED FROM COMMODITIES	\$0	\$0	\$0	0%
8285 Interagency Contracts Between LEAs	\$0	\$0	\$0	0%
8287 Pass-Through Revenues From Federal Sources	\$0	\$0	\$0	0%
8290 3500-3599 Career & Technical Education	\$0	\$0	\$0	0%
8290 ALL OTHER FEDERAL REVENUE	\$0	\$0	\$0	0%
<b>8100-8299 TOTAL, FEDERAL REVENUE</b>	<b>-</b>	<b>-</b>	<b>-</b>	<b>-</b>
<b>STATE REVENUES</b>				
8311 All Other State Apportionment - Current Year	\$0	\$0	\$0	0%
8319 All Other State Apportionment - Prior Year	\$0	\$0	\$0	0%
8520 CHILD NUTRITION PROGRAM	\$0	\$0	\$0	0%
8571 HOMEOWNER'S EXEMPTIONS	\$0	\$0	\$0	0%
8587 Pass-Through Revenues From State Sources	\$0	\$0	\$0	0%
8590 6391 - Adult Education Program	\$0	\$0	\$0	0%
8590 All Other State Revenues	\$0	\$0	\$0	0%
<b>8300 - 8599 TOTAL, OTHER STATE REVENUE</b>	<b>\$0</b>	<b>\$0</b>	<b>\$0</b>	<b>\$0</b>
<b>LOCAL REVENUES</b>				
8611 Secured Roll	\$9,471,914	\$9,471,914	\$0	0%
8612 Unsecured Roll	\$130,165	\$130,165	\$0	0%

Azusa Unified School District  
**Fund 51 - Budget Change Report Summary**

Fund 51	First Interim Fiscal Year 2022-2023	1st Interim Fiscal Year 2022-2023	Difference Between 1st Interim and 2nd Interim	Difference Between 1st Interim and 2nd Interim
<b>8613</b> Prior Year's Taxes	\$0	\$0	\$0	0%
<b>8614</b> Supplemental Taxes	\$110,305	\$110,305	\$0	0%
<b>8628</b> Community Redevelopment Not Subject to LCFF	\$0	\$0	\$0	0%
<b>8629</b> Penalties & Interests	\$0	\$0	\$0	0%
<b>8631</b> Sales of Equipment/Supplies	\$0	\$0	\$0	0%
<b>8634</b> Food SERVICE SALES	\$0	\$0	\$0	0%
<b>8650</b> LEASES & RENTALS	\$0	\$0	\$0	0%
<b>8660</b> Interest	\$52,472	\$52,472	\$0	0%
<b>8662</b> Net Increase/(Decrease) In Fair Value of Investments	\$0	\$0	\$0	0%
<b>8671</b> Adult Education Fees	\$0	\$0	\$0	0%
<b>8677</b> Interagency Services	\$0	\$0	\$0	0%
<b>8681</b> Mitigation/Developer's Fees	\$0	\$0	\$0	0%
<b>8699</b> All Other Local Revenues	\$0	\$0	\$0	0%
<b>8710</b> Tuition	\$0	\$0	\$0	0%
<b>8600 - 8799 TOTAL, OTHER LOCAL REVENUE</b>	<b>\$9,764,856</b>	<b>\$9,764,856</b>	<b>\$0</b>	<b>\$0</b>
<b>INTERFUND TRANSFERS</b>				
<b>8919</b> Other Authorized Transfer In	\$0	\$0	\$0	0%
<b>8965</b> Transfers From Funds of Lapsed/Reorganized LEAs	\$0	\$0	\$0	0%
<b>8971</b> Proceeds From Certificate of Participation	\$0	\$0	\$0	0%
<b>8972</b> Proceeds From Leases	\$0	\$0	\$0	0%
<b>8979</b> All Other Sources	\$0	\$0	\$0	0%
<b>8980</b> CONTRIBUTIONS TO/FROM UNRESTRICTED REVENUES	\$0	\$0	\$0	0%
<b>8990</b> CONTRIBUTIONS TO/FROM RESTRICTED REVENUES	\$0	\$0	\$0	0%
<b>8900 - 8999 TOTAL, INTERFUND TRANSFERS IN</b>	<b>\$0</b>	<b>\$0</b>	<b>\$0</b>	<b>\$0</b>
<b>TOTAL REVENUES</b>				



Azusa Unified School District  
**Fund 51 - Budget Change Report Summary**

Fund 51		First Interim Fiscal Year 2022-2023	1st Interim Fiscal Year 2022-2023	Difference Between 1st Interim and 2nd Interim	Difference Between 1st Interim and 2nd Interim
<b>8000 - 8999 TOTAL REVENUES</b>		<b>\$9,764,856</b>	<b>\$9,764,856</b>		
<b>CERTIFICATED SALARIES</b>					
<b>1100</b>	CERTIFICATED TEACHERS' SALARIES	\$0	\$0	\$0	0%
<b>1200</b>	CERTIFICATED PUPIL SUPPORT SALARIES	\$0	\$0	\$0	0%
<b>1300</b>	CERTIFICATED SUPERVISORS' AND ADMINISTRATORS' SALARIES	\$0	\$0	\$0	0%
<b>1900</b>	OTHER CERTIFICATED SALARIES	\$0	\$0	\$0	0%
<b>1000 - 1999 TOTAL, CERTIFICATED SALARIES</b>		<b>\$0</b>	<b>\$0</b>	<b>\$0</b>	<b>\$0</b>
<b>CLASSIFIED SALARIES</b>					
<b>2100</b>	CLASSIFIED INSTRUCTIONAL SALARIES	\$0	\$0	\$0	0%
<b>2200</b>	CLASSIFIED SUPPORT SALARIES	\$0	\$0	\$0	0%
<b>2300</b>	CLASSIFIED SUPERVISORS' AND ADMINISTRATORS' SALARIES	\$0	\$0	\$0	0%
<b>2400</b>	CLERICAL, TECHNICAL, AND OFFICE SALARIES	\$0	\$0	\$0	0%
<b>2900</b>	OTHER CLASSIFIED SALARIES	\$0	\$0	\$0	0%
<b>2000 - 2999 TOTAL, CLASSIFIED SALARIES</b>		<b>\$0</b>	<b>\$0</b>	<b>\$0</b>	<b>\$0</b>

Azusa Unified School District  
**Fund 51 - Budget Change Report Summary**

Fund 51		First Interim Fiscal Year 2022-2023	1st Interim Fiscal Year 2022-2023	Difference Between 1st Interim and 2nd Interim	Difference Between 1st Interim and 2nd Interim
<b>EMPLOYEE BENEFITS</b>					
<b>3100</b>	STRS	\$0	\$0	\$0	0%
<b>3200</b>	PERS	\$0	\$0	\$0	0%
<b>3300</b>	OASDI/MEDICARE/ALTERNATIVE	\$0	\$0	\$0	0%
<b>3400</b>	HEALTH AND WELFARE BENEFITS	\$0	\$0	\$0	0%
<b>3500</b>	UNEMPLOYMENT INSURANCE	\$0	\$0	\$0	0%
<b>3600</b>	WORKERS' COMPENSATION	\$0	\$0	\$0	0%
<b>3700</b>	OPEB ( RETIREE) BENEFITS	\$0	\$0	\$0	0%
<b>3900</b>	OTHER EMPLOYEE BENEFITS	\$0	\$0	\$0	0%
<b>3000 - 3999 TOTAL, EMPLOYEE BENEFITS</b>		<b>\$0</b>	<b>\$0</b>	<b>\$0</b>	<b>\$0</b>
<b>BOOKS AND SUPPLIES</b>					
<b>4100</b>	APPROVED TEXTBOOKS AND CORE CURRICULA MATERIALS	\$0	\$0	\$0	0%
<b>4200</b>	BOOKS AND OTHER REFERENCE MATERIALS	\$0	\$0	\$0	0%
<b>4300</b>	MATERIALS & SUPPLIES	\$0	\$0	\$0	0%
<b>4400</b>	NONCAPITALIZED EQUIPMENT	\$0	\$0	\$0	0%
<b>4700</b>	FOOD	\$0	\$0	\$0	0%
<b>4000 - 4999 TOTAL, BOOKS AND SUPPLIES</b>		<b>\$0</b>	<b>\$0</b>	<b>\$0</b>	<b>\$0</b>
<b>SERVICES</b>					
<b>5100</b>	SUBAGREEMENTS FOR SERVICES	\$0	\$0	\$0	0%
<b>5200</b>	TRAVEL & CONFERENCES	\$0	\$0	\$0	0%
<b>5300</b>	DUES & MEMBERSHIPS	\$0	\$0	\$0	0%
<b>5400</b>	INSURANCE	\$0	\$0	\$0	0%
<b>5500</b>	OPERATIONS AND HOUSEKEEPING SERVICES	\$0	\$0	\$0	0%
<b>5600</b>	RENTALS, LEASES, REPAIRS, AND NONCAPITALIZED IMPROVEMENTS	\$0	\$0	\$0	0%

Azusa Unified School District  
**Fund 51 - Budget Change Report Summary**

Fund 51		First Interim Fiscal Year 2022-2023	1st Interim Fiscal Year 2022-2023	Difference Between 1st Interim and 2nd Interim	Difference Between 1st Interim and 2nd Interim
<b>5700</b>	TRANSFERS OF DIRECT COSTS	\$0	\$0	\$0	0%
<b>5800</b>	PROFESSIONAL/CONSULTING SERVICES AND OPERATING EXPENDITURES	\$0	\$0	\$0	0%
<b>5900</b>	COMMUNICATIONS	\$0	\$0	\$0	0%
<b>5000 - 5999 TOTAL, SERVICES &amp; OTHER OPERATING EXPENDITURES</b>		<b>\$0</b>	<b>\$0</b>	<b>\$0</b>	<b>\$0</b>
<b>CAPITAL OUTLAY</b>					
<b>6100</b>	LAND	\$0	\$0	\$0	0%
<b>6170</b>	LAND IMPROVEMENT	\$0	\$0		
<b>6200</b>	BUILDING AND IMPROVEMENT OF BUILDINGS	\$0	\$0		
<b>6400</b>	EQUIPMENT	\$0	\$0		
<b>6500</b>	EQUIPMENT REPLACEMENT	\$0	\$0		
<b>6600</b>	LEASE ASSETS	\$0	\$0		
<b>6000 - 6999 TOTAL, CAPITAL OUTLAY</b>		<b>\$0</b>	<b>\$0</b>		
<b>OTHER OUTGO</b>					
<b>7110</b>	TUITIONS - INTERDISTRICT ATTENDANCE AGREEMENT	\$0	\$0	\$0	0%
<b>7130</b>	STATE SPECIAL SCHOOLS	\$0	\$0	\$0	0%
<b>7141</b>	PAYMENTS TO DISTRICTS OR CHARTER SCHOOLS	\$0	\$0	\$0	0%
<b>7142</b>	PAYMENT TO COUNTY OFFICES	\$0	\$0	\$0	0%
<b>7211</b>	TRANSFER OF PASS-THROUGH TO DISTRICT/CHARTER	\$0	\$0	\$0	0%
<b>7212</b>	TRANSFER OF PASS-THROUGH TO COUNTY OFFICES	\$0	\$0	\$0	0%
<b>7213</b>	TRANSFER OF PASS-THROUGH TO JPA	\$0	\$0	\$0	0%
<b>7283</b>	ALL OTHER TRANSFERS	\$0	\$0	\$0	0%
<b>7310</b>	TRANSFER OF INDIRECT COSTS	\$0	\$0	\$0	0%
<b>7350</b>	TRANSFERS OF INDIRECT COSTS - Interfund	\$0	\$0	\$0	0%
<b>7433</b>	Bonds Redemptions	\$5,043,240	\$5,043,240	\$0	0%
<b>7434</b>	Bonds Interest & Other Charges	\$4,900,287	\$4,900,287	\$0	0%

Azusa Unified School District  
**Fund 51 - Budget Change Report Summary**

Fund 51		First Interim Fiscal Year 2022-2023	1st Interim Fiscal Year 2022-2023	Difference Between 1st Interim and 2nd Interim	Difference Between 1st Interim and 2nd Interim
7438	DEBT SERVICES - Interest	\$0	\$0	\$0	0%
7439	DEBT SERVICES - Principal	\$0	\$0	\$0	0%
<b>7000 - 7499 TOTAL, OTHER OUTGO</b>		<b>\$9,943,527</b>	<b>\$9,943,527</b>	<b>\$0</b>	<b>\$0</b>
<b>INTERFUND TRANSFERS OUT</b>					
7611	TRANSFER OUT-CHILD DEVELOPMENT	\$0	\$0	\$0	0%
7613	TRANSFER TO STATE SCHOOL BUILDING FUND	\$0	\$0	\$0	0%
7616	TO CAFETERIA FUND	\$0	\$0	\$0	0%
7619	OTHER AUTHORIZED INTERFUND TRANSFERS OUT	\$0	\$0	\$0	0%
7651	TRANSFERS OF FUNDS FROM LAPSED/REORGANIZED	\$0	\$0	\$0	0%
7699	ALL OTHER FINANCING	\$0	\$0	\$0	0%
<b>7600 - 7629 TOTAL, INTERFUND TRANSFERS OUT</b>		<b>\$0</b>	<b>\$0</b>	<b>\$0</b>	<b>\$0</b>
<b>TOTAL EXPENDITURES</b>					
<b>1000 - 7999 TOTAL EXPENDITURES</b>		<b>\$9,943,527</b>	<b>\$9,943,527</b>		
<b>FUND BALANCE</b>					
BEGINNING FUND BALANCE		\$8,036,403	\$8,036,403		
<b>NET INCREASE (DECREASE) IN FUND BALANCE</b>		<b>(178,671)</b>	<b>(178,671)</b>		
AUDIT ADJUSTMENTS		\$0	\$0		
<b>ENDING FUND BALANCE</b>		<b>7,857,732</b>	<b>7,857,732</b>		

Azusa Unified School District

**Budget Change Report Summary**

Fiscal Year 2024-2025

<b>Fund 67 - Self Insurance Fund</b>		First Interim Fiscal Year 2024-2025	Second Interim Fiscal Year 2024-2025	Difference Between 1st Interim and 2nd Interim	Percent Change Between 1st Interim and 2nd Interim
<b>LCFF SOURCES</b>					
<b>8091</b>	LCFF TRANSFERS - CURRENT YEAR	\$0	\$0	\$0	0%
<b>8099</b>	LCFF/REVENUE LIMIT TRANSFERS - PRIOR YEAR	\$0	\$0	\$0	0%
<b>8010-8099 TOTAL, LCFF SOURCES</b>		<b>\$0</b>	<b>\$0</b>	<b>\$0</b>	<b>0%</b>
<b>FEDERAL REVENUES</b>					
<b>8220</b>	CHILD NUTRITION PROGRAM	\$0	\$0	\$0	0%
<b>8221</b>	DONATED FROM COMMODITIES	\$0	\$0	\$0	0%
<b>8285</b>	INTERAGENCY CONTRACTS BETWEEN LEAS	\$0	\$0	\$0	0%
<b>8287</b>	PASS-THROUGH REVENUES FROM FEDERAL SOURCES	\$0	\$0	\$0	0%
<b>8290</b>	3500-3599 CAREER & TECHNICAL EDUCATION	\$0	\$0	\$0	0%
<b>8290</b>	ALL OTHER FEDERAL REVENUE	\$0	\$0	\$0	0%
<b>8100-8299 TOTAL, FEDERAL REVENUE</b>		<b>\$0</b>	<b>\$0</b>	<b>\$0</b>	<b>0%</b>
<b>STATE REVENUES</b>					
<b>8311</b>	ALL OTHER STATE APPORTIONMENT - CURRENT YEAR	\$0	\$0	\$0	0%
<b>8319</b>	ALL OTHER STATE APPORTIONMENT - PRIOR YEAR	\$0	\$0	\$0	0%
<b>8520</b>	CHILD NUTRITION PROGRAM	\$0	\$0	\$0	0%
<b>8587</b>	PASS-THROUGH REVENUES FROM STATE SOURCES	\$0	\$0	\$0	0%
<b>8590</b>	6391 - ADULT EDUCATION PROGRAM	\$0	\$0	\$0	0%
<b>8590</b>	ALL OTHER STATE REVENUES	\$0	\$0	\$0	0%
<b>8300 - 8599 TOTAL, OTHER STATE REVENUE</b>		<b>\$0</b>	<b>\$0</b>	<b>\$0</b>	<b>0%</b>
<b>OTHER LOCAL REVENUE</b>					
<b>8611</b>	SECURED ROLL	\$0	\$0	\$0	0%
<b>8612</b>	UNSECURED ROLL	\$0	\$0	\$0	0%

Azusa Unified School District

**Budget Change Report Summary**

Fiscal Year 2024-2025

<b>Fund 67 - Self Insurance Fund</b>		<b>First Interim</b>	<b>Second Interim</b>	<b>Difference Between</b>	<b>Percent Change</b>
		<b>Fiscal Year</b>	<b>Fiscal Year</b>	<b>1st Interim and</b>	<b>1st Interim and</b>
		<b>2024-2025</b>	<b>2024-2025</b>	<b>2nd Interim</b>	<b>2nd Interim</b>
<b>8613</b>	PRIOR YEAR'S TAXES	\$0	\$0	\$0	0%
<b>8614</b>	SUPPLEMENTAL TAXES	\$0	\$0	\$0	0%
<b>8628</b>	COMMUNITY REDEVELOPMENT NOT SUBJECT TO LCFF	\$0	\$0	\$0	0%
<b>8629</b>	PENALTIES & INTERESTS	\$0	\$0	\$0	0%
<b>8631</b>	SALES OF EQUIPMENT/SUPPLIES	\$0	\$0	\$0	0%
<b>8634</b>	FOOD SERVICE SALES	\$0	\$0	\$0	0%
<b>8650</b>	LEASES & RENTALS	\$0	\$0	\$0	0%
<b>8660</b>	INTEREST	\$350,500	\$350,500	\$0	0%
<b>8662</b>	NET INCREASE/(DECREASE) IN FAIR VALUE OF INVESTMENTS	\$0	\$0	\$0	0%
<b>8671</b>	ADULT EDUCATION FEES	\$0	\$0	\$0	0%
<b>8674</b>	CONTRIBUTIONS	\$5,100,000	\$5,263,902	\$163,902	3%
<b>8681</b>	MITIGATION/DEVELOPER'S FEES	\$0	\$0	\$0	0%
<b>8699</b>	ALL OTHER LOCAL REVENUES	\$251,939	\$251,939	\$0	0%
<b>8710</b>	TUITION	\$0	\$0	\$0	0%
<b>8600 - 8799 TOTAL, OTHER LOCAL REVENUE</b>		<b>\$5,702,439</b>	<b>\$5,866,341</b>	<b>\$163,902</b>	<b>3%</b>
<b>INTERFUND TRANSFERS IN</b>					
<b>8919</b>	OTHER AUTHORIZED TRANSFER IN	\$0	\$0	\$0	0%
<b>8965</b>	TRANSFERS FROM FUNDS OF LAPSED/REORGANIZED LEAS	\$0	\$0	\$0	0%
<b>8971</b>	PROCEEDS FROM CERTIFICATE OF PARTICIPATION	\$0	\$0	\$0	0%
<b>8972</b>	PROCEEDS FROM LEASES	\$0	\$0	\$0	0%
<b>8979</b>	ALL OTHER SOURCES	\$0	\$0	\$0	0%
<b>8980</b>	CONTRIBUTIONS TO/FROM UNRESTRICTED REVENUES	\$0	\$0	\$0	0%
<b>8990</b>	CONTRIBUTIONS TO/FROM RESTRICTED REVENUES	\$0	\$0	\$0	0%
<b>8900 - 8999 TOTAL, INTERFUND TRANSFERS IN</b>		<b>\$0</b>	<b>\$0</b>	<b>\$0</b>	<b>0%</b>

Azusa Unified School District

**Budget Change Report Summary**

Fiscal Year 2024-2025

<b>Fund 67 - Self Insurance Fund</b>		First Interim Fiscal Year 2024-2025	Second Interim Fiscal Year 2024-2025	Difference Between 1st Interim and 2nd Interim	Percent Change Between 1st Interim and 2nd Interim
<b>TOTAL REVENUES</b>					
<b>8000 - 8999 TOTAL REVENUES</b>		<b>\$5,702,439</b>	<b>\$5,866,341</b>	<b>\$163,902</b>	<b>3%</b>
<b>CERTIFICATED SALARIES</b>					
<b>1100</b>	CERTIFICATED TEACHERS' SALARIES	\$0	\$0	\$0	0%
<b>1200</b>	CERTIFICATED PUPIL SUPPORT SALARIES	\$0	\$0	\$0	0%
<b>1300</b>	CERTIFICATED SUPERVISORS' AND ADMINISTRATORS' SALARIES	\$0	\$0	\$0	0%
<b>1900</b>	OTHER CERTIFICATED SALARIES	\$0	\$0	\$0	0%
<b>1000 - 1999 TOTAL, CERTIFICATED SALARIES</b>		<b>\$0</b>	<b>\$0</b>	<b>\$0</b>	<b>0%</b>
<b>CLASSIFIED SALARIES</b>					
<b>2100</b>	CLASSIFIED INSTRUCTIONAL SALARIES	\$0	\$0	\$0	0%
<b>2200</b>	CLASSIFIED SUPPORT SALARIES	\$0	\$0	\$0	0%
<b>2300</b>	CLASSIFIED SUPERVISORS' AND ADMINISTRATORS' SALARIES	\$0	\$0	\$0	0%
<b>2400</b>	CLERICAL, TECHNICAL, AND OFFICE SALARIES	\$0	\$0	\$0	0%
<b>2900</b>	OTHER CLASSIFIED SALARIES	\$0	\$0	\$0	0%
<b>2000 - 2999 TOTAL, CLASSIFIED SALARIES</b>		<b>\$0</b>	<b>\$0</b>	<b>\$0</b>	<b>0%</b>
<b>EMPLOYEE BENEFITS</b>					
<b>3100</b>	STRS	\$0	\$0	\$0	0%
<b>3200</b>	PERS	\$0	\$0	\$0	0%
<b>3300</b>	OASDI/MEDICARE/ALTERNATIVE	\$0	\$0	\$0	0%
<b>3400</b>	HEALTH AND WELFARE BENEFITS	\$0	\$0	\$0	0%
<b>3500</b>	UNEMPLOYMENT INSURANCE	\$0	\$0	\$0	0%
<b>3600</b>	WORKERS' COMPENSATION	\$0	\$0	\$0	0%
<b>3700</b>	OPEB ( RETIREE) BENEFITS	\$0	\$0	\$0	0%

Azusa Unified School District

**Budget Change Report Summary**

Fiscal Year 2024-2025

<b>Fund 67 - Self Insurance Fund</b>		<b>First Interim</b>	<b>Second Interim</b>	<b>Difference Between</b>	<b>Percent Change</b>
		<b>Fiscal Year</b>	<b>Fiscal Year</b>	<b>1st Interim and</b>	<b>1st Interim and</b>
		<b>2024-2025</b>	<b>2024-2025</b>	<b>2nd Interim</b>	<b>2nd Interim</b>
<b>3900</b>	OTHER EMPLOYEE BENEFITS	\$0	\$0	\$0	0%
<b>3000 - 3999 TOTAL, EMPLOYEE BENEFITS</b>		<b>\$0</b>	<b>\$0</b>	<b>\$0</b>	<b>0%</b>
<b>BOOKS AND SUPPLIES</b>					
<b>4100</b>	APPROVED TEXTBOOKS AND CORE CURRICULA MATERIALS	\$0	\$0	\$0	0%
<b>4200</b>	BOOKS AND OTHER REFERENCE MATERIALS	\$0	\$0	\$0	0%
<b>4300</b>	MATERIALS & SUPPLIES	\$0	\$0	\$0	0%
<b>4400</b>	NONCAPITALIZED EQUIPMENT	\$0	\$0	\$0	0%
<b>4700</b>	FOOD	\$0	\$0	\$0	0%
<b>4000 - 4999 TOTAL, BOOKS AND SUPPLIES</b>		<b>\$0</b>	<b>\$0</b>	<b>\$0</b>	<b>0%</b>
<b>SERVICES</b>					
<b>5100</b>	SUBAGREEMENTS FOR SERVICES	\$0	\$0	\$0	0%
<b>5200</b>	TRAVEL & CONFERENCES	\$0	\$0	\$0	0%
<b>5300</b>	DUES & MEMBERSHIPS	\$0	\$0	\$0	0%
<b>5400</b>	INSURANCE	\$2,762,399	\$2,843,486	\$81,087	3%
<b>5500</b>	OPERATIONS AND HOUSEKEEPING SERVICES	\$0	\$0	\$0	0%
<b>5600</b>	RENTALS, LEASES, REPAIRS, AND NONCAPITALIZED IMPROVEMENTS	\$0	\$0	\$0	0%
<b>5700</b>	TRANSFERS OF DIRECT COSTS	\$0	\$0	\$0	0%
<b>5800</b>	PROFESSIONAL/CONSULTING SERVICES AND OPERATING EXPENDITURES	\$808,416	\$808,416	\$0	0%
<b>5900</b>	COMMUNICATIONS	\$0	\$0	\$0	0%
<b>5000 - 5999 TOTAL, SERVICES &amp; OTHER OPERATING EXPENDITURES</b>		<b>\$3,570,815</b>	<b>\$3,651,902</b>	<b>\$81,087</b>	<b>3%</b>
<b>CAPITAL OUTLAY</b>					



Azusa Unified School District

**Budget Change Report Summary**

Fiscal Year 2024-2025

<b>Fund 67 - Self Insurance Fund</b>		<b>First Interim</b>	<b>Second Interim</b>	<b>Difference Between</b>	<b>Percent Change</b>
		<b>Fiscal Year</b>	<b>Fiscal Year</b>	<b>1st Interim and</b>	<b>1st Interim and</b>
		<b>2024-2025</b>	<b>2024-2025</b>	<b>2nd Interim</b>	<b>2nd Interim</b>
<b>6200</b>	BUILDING AND IMPROVEMENT OF BUILDINGS	\$0	\$0	\$0	0%
<b>6400</b>	EQUIPMENT	\$0	\$0	\$0	0%
<b>6500</b>	EQUIPMENT REPLACEMENT	\$0	\$0	\$0	0%
<b>6600</b>	LEASE ASSETS	\$0	\$0	\$0	0%
<b>6000 - 6999 TOTAL, CAPITAL OUTLAY</b>		<b>\$0</b>	<b>\$0</b>	<b>\$0</b>	<b>0%</b>
<b>OTHER OUTGO</b>					
<b>7130</b>	STATE SPECIAL SCHOOLS	\$0	\$0	\$0	0%
<b>7141</b>	PAYMENTS TO DISTRICTS OR CHARTER SCHOOLS	\$0	\$0	\$0	0%
<b>7142</b>	PAYMENT TO COUNTY OFFICES	\$0	\$0	\$0	0%
<b>7211</b>	TRANSFER OF PASS-THROUGH TO DISTRICT/CHARTER	\$0	\$0	\$0	0%
<b>7310</b>	TRANSFER OF INDIRECT COSTS	\$0	\$0	\$0	0%
<b>7350</b>	TRANSFERS OF INDIRECT COSTS - INTERFUND	\$0	\$0	\$0	0%
<b>7000 - 7499 TOTAL, OTHER OUTGO</b>		<b>\$0</b>	<b>\$0</b>	<b>\$0</b>	<b>0%</b>
<b>INTERFUND TRANSFERS OUT</b>					
<b>7619</b>	OTHER AUTHORIZED INTERFUND TRANSFERS OUT	\$0	\$0	\$0	0%
<b>7600 - 7629 TOTAL, INTERFUND TRANSFERS OUT</b>		<b>\$0</b>	<b>\$0</b>	<b>\$0</b>	<b>0%</b>
<b>TOTAL EXPENDITURES</b>					
<b>1000 - 7999 TOTAL EXPENDITURES</b>		<b>\$3,570,815</b>	<b>\$3,651,902</b>	<b>\$81,087</b>	<b>3%</b>

Azusa Unified School District

**Budget Change Report Summary**

Fiscal Year 2024-2025

Fund 67 - Self Insurance Fund	First Interim Fiscal Year 2024-2025	Second Interim Fiscal Year 2024-2025	Difference Between 1st Interim and 2nd Interim	Percent Change Between 1st Interim and 2nd Interim
<b>FUND BALANCE</b>				
BEGINNING FUND BALANCE	\$11,098,738	\$11,098,738	\$0	0%
<b>NET INCREASE (DECREASE) IN FUND BALANCE</b>	\$2,131,624	\$2,214,439	\$82,815	4%
AUDIT ADJUSTMENTS	\$0	\$0	\$0	0%
<b>ENDING FUND BALANCE</b>	\$13,230,362	\$13,313,177	\$82,815	4%



NOTICE OF CRITERIA AND STANDARDS REVIEW. This interim report was based upon and reviewed using the state-adopted Criteria and Standards. (Pursuant to Education Code (EC) sections 33129 and 42130)

Signed: \_\_\_\_\_ Date: \_\_\_\_\_  
District Superintendent or Designee

NOTICE OF INTERIM REVIEW. All action shall be taken on this report during a regular or authorized special meeting of the governing board.

To the County Superintendent of Schools:

This interim report and certification of financial condition are hereby filed by the governing board of the school district. (Pursuant to EC Section 42131)

Meeting Date: March 11, 2025 Signed: \_\_\_\_\_  
President of the Governing Board

CERTIFICATION OF FINANCIAL CONDITION

- POSITIVE CERTIFICATION  
As President of the Governing Board of this school district, I certify that based upon current projections this district will meet its financial obligations for the current fiscal year and subsequent two fiscal years.
- QUALIFIED CERTIFICATION  
As President of the Governing Board of this school district, I certify that based upon current projections this district may not meet its financial obligations for the current fiscal year or two subsequent fiscal years.
- NEGATIVE CERTIFICATION  
As President of the Governing Board of this school district, I certify that based upon current projections this district will be unable to meet its financial obligations for the remainder of the current fiscal year or for the subsequent fiscal year.

Contact person for additional information on the interim report:

Name: Latasha Jamal Telephone: 626.858.6162  
Title: Assistant Superintendent Business Services E-mail: ljamal@azusa.org

Criteria and Standards Review Summary

The following summary is automatically completed based on data provided in the Criteria and Standards Review form (Form 01CSI). Criteria and standards that are "Not Met," and supplemental information and additional fiscal indicators that are "Yes," may indicate areas of potential concern, which could affect the interim report certification, and should be carefully reviewed.

CRITERIA AND STANDARDS			Met	Not Met
1	Average Daily Attendance	Projected funded ADA for any of the current or two subsequent fiscal years has not changed by more than two percent since first interim.	X	
2	Enrollment	Projected enrollment for any of the current or two subsequent fiscal years has not changed by more than two percent since first interim.	X	
3	ADA to Enrollment	Projected second period (P-2) ADA to enrollment ratio for the current and two subsequent fiscal years is consistent with historical ratios.		X
4	Local Control Funding Formula (LCFF) Revenue	Projected LCFF revenue for any of the current or two subsequent fiscal years has not changed by more than two percent since first interim.	X	
5	Salaries and Benefits	Projected ratio of total unrestricted salaries and benefits to total unrestricted general fund expenditures has not changed by more than the standard for the current and two subsequent fiscal years.		X
6a	Other Revenues	Projected operating revenues (federal, other state, other local) for the current and two subsequent fiscal years have not changed by more than five percent since first interim.		X
6b	Other Expenditures	Projected operating expenditures (books and supplies, services and other expenditures) for the current and two subsequent fiscal years have not changed by more than five percent since first interim.		X
7	Ongoing and Major Maintenance Account	If applicable, changes occurring since first interim meet the required contribution to the ongoing and major maintenance account (i.e., restricted maintenance account).	X	
8	Deficit Spending	Unrestricted deficit spending, if any, has not exceeded the standard in any of the current or two subsequent fiscal years.		X
9a	Fund Balance	Projected general fund balance will be positive at the end of the current and two subsequent fiscal years.	X	
9b	Cash Balance	Projected general fund cash balance will be positive at the end of the current fiscal year.	X	
10	Reserves	Available reserves (e.g., reserve for economic uncertainties, unassigned/unappropriated amounts) meet minimum requirements for the current and two subsequent fiscal years.	X	

SUPPLEMENTAL INFORMATION			No	Yes
S1	Contingent Liabilities	Have any known or contingent liabilities (e.g., financial or program audits, litigation, state compliance reviews) occurred since first interim that may impact the budget?	X	
S2	Using One-time Revenues to Fund Ongoing Expenditures	Are there ongoing general fund expenditures funded with one-time revenues that have changed since first interim by more than five percent?	X	
S3	Temporary Interfund Borrowings	Are there projected temporary borrowings between funds?	X	
S4	Contingent Revenues	Are any projected revenues for any of the current or two subsequent fiscal years contingent on reauthorization by the local government, special legislation, or other definitive act (e.g., parcel taxes, forest reserves)?	X	
S5	Contributions	Have contributions from unrestricted to restricted resources, or transfers to or from the general fund to cover operating deficits, changed since first interim by more than \$20,000 and more than 5% for any of the current or two subsequent fiscal years?	X	
S6	Long-term Commitments	Does the district have long-term (multiyear) commitments or debt agreements?		X
		• If yes, have annual payments for the current or two subsequent fiscal years increased over prior year's (2023-24) annual payment?		X
		• If yes, will funding sources used to pay long-term commitments decrease or expire prior to the end of the commitment period, or are they one-time sources?	X	
S7a	Postemployment Benefits Other than Pensions	Does the district provide postemployment benefits other than pensions (OPEB)?		X
		• If yes, have there been changes since first interim in OPEB liabilities?		X
S7b	Other Self-insurance Benefits	Does the district operate any self-insurance programs (e.g., workers' compensation)?		X
		• If yes, have there been changes since first interim in self-insurance liabilities?		X
S8	Status of Labor Agreements	As of second interim projections, are salary and benefit negotiations still unsettled for:		
		• Certificated? (Section S8A, Line 1b)	X	
		• Classified? (Section S8B, Line 1b)	X	
S8	Labor Agreement Budget Revisions	For negotiations settled since first interim, per Government Code Section 3547.5(c), are budget revisions still needed to meet the costs of the collective bargaining agreement(s) for:		
		• Certificated? (Section S8A, Line 3)	X	
		• Classified? (Section S8B, Line 3)	X	
S9	Status of Other Funds	Are any funds other than the general fund projected to have a negative fund balance at the end of the current fiscal year?	X	

ADDITIONAL FISCAL INDICATORS			No	Yes
A1	Negative Cash Flow	Do cash flow projections show that the district will end the current fiscal year with a negative cash balance in the general fund?	X	
A2	Independent Position Control	Is personnel position control independent from the payroll system?		X
A3	Declining Enrollment	Is enrollment decreasing in both the prior and current fiscal years?		X
A4	New Charter Schools Impacting District Enrollment	Are any new charter schools operating in district boundaries that are impacting the district's enrollment, either in the prior or current fiscal year?	X	
A5	Salary Increases Exceed COLA	Has the district entered into a bargaining agreement where any of the current or subsequent fiscal years of the agreement would result in salary increases that are expected to exceed the projected state funded cost-of-living adjustment?	X	
A6	Uncapped Health Benefits	Does the district provide uncapped (100% employer paid) health benefits for current or retired employees?	X	
A7	Independent Financial System	Is the district's financial system independent from the county office system?	X	
A8	Fiscal Distress Reports	Does the district have any reports that indicate fiscal distress? If yes, provide copies to the COE, pursuant to EC 42127.6(a).	X	
A9	Change of CBO or Superintendent	Have there been personnel changes in the superintendent or chief business official (CBO) positions within the last 12 months?	X	



**First Interim 2024-2025 vs. Second Interim 2024-2025**

First Interim 2024-2025			
Revenues	Unrestricted	Restricted	Total Fund
LCFF Sources	\$100,150,845	\$0	\$100,150,845
Federal Revenues	\$0	\$17,408,368	\$17,408,368
Other State Revenue	\$1,443,187	\$22,151,158	\$23,594,345
Other Local Revenue	\$1,055,377	\$5,664,946	\$6,720,323
<b>Total Revenues</b>	<b>\$102,649,409</b>	<b>\$45,224,472</b>	<b>\$147,873,881</b>
Expenditures	Unrestricted	Restricted	Total Fund
Certificated Salaries	\$40,208,837	\$15,805,589	\$56,014,426
Classified Salaries	\$13,345,250	\$6,445,618	\$19,790,868
Employee Benefits	\$19,709,746	\$12,688,868	\$32,398,614
Books & Supplies	\$4,908,221	\$7,745,683	\$12,653,905
Services	\$12,823,711	\$20,338,401	\$33,162,112
Capital Outlay	\$556,131	\$8,032,203	\$8,588,334
Other Outgo (Excess Cost)	\$1,110,433	\$85,000	\$1,195,433
Indirect	-\$575,929	\$265,270	-\$310,659
<b>Total Expenditures</b>	<b>\$92,086,399</b>	<b>\$71,406,633</b>	<b>\$163,493,032</b>
<b>Difference (Rev. &amp; Exp.)</b>	<b>\$10,563,010</b>	<b>-\$26,182,161</b>	<b>-\$15,619,151</b>
Other Financing Sources			
Contributions	-\$20,932,245	\$20,932,245	\$0
Transfer In/(Out)	-\$1,000,000	\$0	-\$1,000,000
<b>Net Excess/(Deficit)</b>	<b>-\$11,369,235</b>	<b>-\$5,249,916</b>	<b>-\$16,619,151</b>
Fund Balance	Unrestricted	Restricted	Total Fund
Beg. Balance	\$27,871,532	\$50,147,741	\$78,019,273
Audit Adj.	\$0	\$0	\$0
Other Restatements	\$8,123,374	-\$8,123,374	\$0
Adj. Beg. Bal.	\$35,994,906	\$42,024,367	\$78,019,273
<b>Ending Balance</b>	<b>\$24,625,671</b>	<b>\$36,774,451</b>	<b>\$61,400,122</b>
Reserves			
Revolving	\$25,000	\$0	\$25,000
Stores	\$0	\$0	\$0
<b>3% REU</b>	<b>\$4,934,792</b>	<b>\$0</b>	<b>\$4,934,792</b>
Commitments	\$19,665,879	\$0	\$19,665,879
Restricted	\$0	\$36,774,451	\$36,774,451
Prepaid	\$0	\$0	\$0
<b>Assigned</b>	<b>\$0</b>	<b>\$0</b>	<b>\$0</b>

Second Interim 2024-2025			
Revenues	Unrestricted	Restricted	Total Fund
LCFF Sources	\$100,231,913	\$0	\$100,231,913
Federal Revenues	\$0	\$17,701,616	\$17,701,616
Other State Revenue	\$1,469,935	\$22,122,579	\$23,592,514
Other Local Revenue	\$2,399,307	\$7,452,534	\$9,851,841
<b>Total Revenues</b>	<b>\$104,101,155</b>	<b>\$47,276,729</b>	<b>\$151,377,884</b>
Expenditures	Unrestricted	Restricted	Total Fund
Certificated Salaries	\$38,305,281	\$14,953,791	\$53,259,072
Classified Salaries	\$13,132,679	\$7,158,221	\$20,290,900
Employee Benefits	\$19,685,494	\$12,841,460	\$32,526,954
Books & Supplies	\$3,989,555	\$7,860,825	\$11,850,381
Services	\$13,486,506	\$18,178,734	\$31,665,240
Capital Outlay	\$454,350	\$8,013,643	\$8,467,993
Other Outgo (Excess Cost)	\$1,110,433	\$85,000	\$1,195,433
Indirect	-\$841,875	\$473,147	-\$368,728
<b>Total Expenditures</b>	<b>\$89,322,423</b>	<b>\$69,564,822</b>	<b>\$158,887,245</b>
<b>Difference (Rev. &amp; Exp.)</b>	<b>\$14,778,732</b>	<b>-\$22,288,093</b>	<b>-\$7,509,361</b>
Other Financing Sources			
Contributions	-\$21,187,856	\$21,187,856	\$0
Transfer In/(Out)	-\$1,000,000	\$0	-\$1,000,000
<b>Net Excess/Deficit</b>	<b>-\$7,409,124</b>	<b>-\$1,100,237</b>	<b>-\$8,509,361</b>
Fund Balance	Unrestricted	Restricted	Total Fund
Beg. Balance	\$27,871,532	\$50,147,741	\$78,019,273
Audit Adj.	\$0	\$0	\$0
Other Restatements	\$8,123,374	-\$8,123,374	\$0
Adj. Beg. Bal.	\$35,994,906	\$42,024,367	\$78,019,273
<b>Ending Balance</b>	<b>\$28,585,782</b>	<b>\$40,924,130</b>	<b>\$69,509,912</b>
Reserves			
Revolving	\$25,000	\$0	\$25,000
Stores	\$0	\$0	\$0
<b>3% REU</b>	<b>\$4,796,618</b>	<b>\$0</b>	<b>\$4,796,618</b>
Commitments	\$23,764,164	\$0	\$23,764,164
Restricted	\$0	\$40,924,130	\$40,924,130
Prepaid	\$0	\$0	\$0
<b>Assigned</b>	<b>\$0</b>	<b>\$0</b>	<b>\$0</b>

First Interim 2024-2025			
Salaries	Unrestricted	Restricted	Total Fund
Certificated Teachers	\$32,282,318	\$10,225,672	\$42,507,990
Certificated Pupil Support	\$2,257,193	\$1,841,021	\$4,098,214
Certificated Admin.	\$3,974,838	\$1,049,943	\$5,024,781
Other Certificated	\$1,694,488	\$2,688,952	\$4,383,440
<b>Total Certificated</b>	<b>\$40,208,837</b>	<b>\$15,805,588</b>	<b>\$56,014,425</b>
Classified Instructional	\$791,413	\$3,015,679	\$3,807,092
Classified Support	\$5,529,150	\$2,541,921	\$8,071,071
Classified Admin.	\$1,223,941	\$251,083	\$1,475,024
Clerical, Technical, Office	\$5,036,260	\$491,579	\$5,527,839
Other Classified	\$764,486	\$145,356	\$909,842
<b>Total Classified</b>	<b>\$13,345,250</b>	<b>\$6,445,618</b>	<b>\$19,790,868</b>
<b>Total Cert. + Class.</b>	<b>\$53,554,087</b>	<b>\$22,251,206</b>	<b>\$75,805,293</b>
Benefits	Unrestricted	Restricted	Total Fund
STRS	\$7,404,464	\$7,969,356	\$15,373,820
PERS	\$3,245,079	\$1,601,091	\$4,846,170
OASDI/Medicare	\$1,587,826	\$736,848	\$2,324,674
Health & Welfare	\$4,078,195	\$1,373,500	\$5,451,695
Unemployment Ins.	\$26,869	\$11,414	\$38,283
Worker's Compensation	\$2,102,200	\$901,692	\$3,003,892
OPEB, Allocated	\$1,020,000	\$0	\$1,020,000
Other Employee Benefits	\$245,112	\$94,967	\$340,080
<b>Total Benefits</b>	<b>\$19,709,746</b>	<b>\$12,688,868</b>	<b>\$32,398,614</b>

Second Interim 2024-2025			
Salaries	Unrestricted	Restricted	Total Fund
Certificated Teacher's	\$30,815,502	\$9,899,581	\$40,715,083
Certificated Pupil Support	\$2,397,738	\$1,885,391	\$4,283,129
Certificated Admin.	\$3,730,246	\$1,030,936	\$4,761,182
Other Certificated	\$1,361,795	\$2,137,883	\$3,499,678
<b>Total Certificated</b>	<b>\$38,305,281</b>	<b>\$14,953,791</b>	<b>\$53,259,072</b>
Classified Instructional	\$610,227	\$3,409,484	\$4,019,711
Classified Support	\$5,478,448	\$2,842,417	\$8,320,865
Classified Admin.	\$1,230,369	\$200,650	\$1,431,019
Clerical, Technical, Office	\$4,997,556	\$560,290	\$5,557,846
Other Classified	\$816,079	\$145,380	\$961,459
<b>Total Classified</b>	<b>\$13,132,679</b>	<b>\$7,158,221</b>	<b>\$20,290,900</b>
<b>Total Cert. + Class.</b>	<b>\$51,437,960</b>	<b>\$22,112,012</b>	<b>\$73,549,972</b>
Benefits	Unrestricted	Restricted	Total Fund
STRS	\$7,184,367	\$7,752,775	\$14,937,142
PERS	\$3,126,052	\$1,743,177	\$4,869,229
OASDI/Medicare	\$1,554,184	\$786,284	\$2,340,468
Health & Welfare	\$4,480,054	\$1,540,171	\$6,020,225
Unemployment Ins.	\$25,732	\$11,440	\$37,172
Worker's Compensation	\$2,058,429	\$910,648	\$2,969,077
OPEB, Allocated	\$1,020,000	\$0	\$1,020,000
Other Employee Benefits	\$236,676	\$96,965	\$333,641
<b>Total Benefits</b>	<b>\$19,685,494</b>	<b>\$12,841,460</b>	<b>\$32,526,954</b>



Description	Resource Codes	Object Codes	Original Budget (A)	Board Approved Operating Budget (B)	Actuals To Date (C)	Projected Year Totals (D)	Difference (Col B & D) (E)	% Diff Column B & D (F)
<b>A. REVENUES</b>								
1) LCFF Sources		8010-8099	100,364,053.00	100,150,845.00	56,346,265.54	100,231,913.00	81,068.00	0.1%
2) Federal Revenue		8100-8299	0.00	0.00	0.00	0.00	0.00	0.0%
3) Other State Revenue		8300-8599	1,757,198.00	1,443,187.00	682,634.76	1,469,935.00	26,748.00	1.9%
4) Other Local Revenue		8600-8799	1,000,000.00	1,055,376.88	1,096,519.32	2,399,307.00	1,343,930.12	127.3%
5) TOTAL, REVENUES			103,121,251.00	102,649,408.88	58,125,419.62	104,101,155.00		
<b>B. EXPENDITURES</b>								
1) Certificated Salaries		1000-1999	41,342,103.00	40,208,837.00	18,954,417.91	38,305,280.90	1,903,556.10	4.7%
2) Classified Salaries		2000-2999	12,728,531.00	13,345,250.00	6,692,435.14	13,132,679.09	212,570.91	1.6%
3) Employee Benefits		3000-3999	20,438,401.02	19,709,745.50	9,829,668.78	19,685,494.00	24,251.50	0.1%
4) Books and Supplies		4000-4999	4,984,761.00	4,908,221.31	1,609,219.97	3,989,555.31	918,666.00	18.7%
5) Services and Other Operating Expenditures		5000-5999	11,895,856.00	12,823,710.65	4,664,018.62	13,486,506.00	(662,795.35)	-5.2%
6) Capital Outlay		6000-6999	310,000.00	556,130.69	421,813.27	454,349.69	101,781.00	18.3%
7) Other Outgo (excluding Transfers of Indirect Costs)		7100-7299 7400-7499	1,110,433.00	1,110,433.00	576,117.48	1,110,433.00	0.00	0.0%
8) Other Outgo - Transfers of Indirect Costs		7300-7399	(398,569.00)	(575,929.00)	(36,243.72)	(841,875.00)	265,946.00	-46.2%
9) TOTAL, EXPENDITURES			92,411,516.02	92,086,399.15	42,711,447.45	89,322,422.99		
<b>C. EXCESS (DEFICIENCY) OF REVENUES OVER EXPENDITURES BEFORE OTHER FINANCING SOURCES AND USES (A5 - B9)</b>								
			10,709,734.98	10,563,009.73	15,413,972.17	14,778,732.01		
<b>D. OTHER FINANCING SOURCES/USES</b>								
1) Interfund Transfers								
a) Transfers In		8900-8929	0.00	0.00	0.00	0.00	0.00	0.0%
b) Transfers Out		7600-7629	1,000,000.00	1,000,000.00	0.00	1,000,000.00	0.00	0.0%
2) Other Sources/Uses								
a) Sources		8930-8979	0.00	0.00	0.00	0.00	0.00	0.0%
b) Uses		7630-7699	0.00	0.00	0.00	0.00	0.00	0.0%
3) Contributions		8980-8999	(20,636,809.00)	(20,932,245.00)	0.00	(21,187,856.00)	(255,611.00)	1.2%
4) TOTAL, OTHER FINANCING SOURCES/USES			(21,636,809.00)	(21,932,245.00)	0.00	(22,187,856.00)		
<b>E. NET INCREASE (DECREASE) IN FUND BALANCE (C + D4)</b>								
			(10,927,074.02)	(11,369,235.27)	15,413,972.17	(7,409,123.99)		
<b>F. FUND BALANCE, RESERVES</b>								
1) Beginning Fund Balance								
a) As of July 1 - Unaudited		9791	24,781,718.98	27,871,531.66		27,871,531.66	0.00	0.0%
b) Audit Adjustments		9793	0.00	0.00		0.00	0.00	0.0%
c) As of July 1 - Audited (F1a + F1b)			24,781,718.98	27,871,531.66		27,871,531.66		
d) Other Restatements		9795	0.00	8,123,374.42		8,123,374.42	0.00	0.0%
e) Adjusted Beginning Balance (F1c + F1d)			24,781,718.98	35,994,906.08		35,994,906.08		
2) Ending Balance, June 30 (E + F1e)			13,854,644.96	24,625,670.81		28,585,782.09		
Components of Ending Fund Balance								
a) Nonspendable								
Revolving Cash		9711	25,000.00	25,000.00		25,000.00		
Stores		9712	0.00	0.00		0.00		
Prepaid Items		9713	0.00	0.00		0.00		
All Others		9719	0.00	0.00		0.00		

Description	Resource Codes	Object Codes	Original Budget (A)	Board Approved Operating Budget (B)	Actuals To Date (C)	Projected Year Totals (D)	Difference (Col B & D) (E)	% Diff Column B & D (F)
b) Restricted		9740	0.00	0.00		0.00		
c) Committed								
Stabilization Arrangements		9750	0.00	0.00		0.00		
Other Commitments		9760	9,139,950.96	19,665,878.81		23,764,164.09		
d) Assigned								
Other Assignments		9780	0.00	0.00		0.00		
e) Unassigned/Unappropriated								
Reserve for Economic Uncertainties		9789	4,689,694.00	4,934,792.00		4,796,618.00		
Unassigned/Unappropriated Amount		9790	0.00	0.00		0.00		
<b>LCFF SOURCES</b>								
Principal Apportionment								
State Aid - Current Year		8011	58,837,203.00	67,550,822.00	39,364,007.00	64,842,431.00	(2,708,391.00)	-4.0%
Education Protection Account State Aid - Current Year		8012	21,839,464.00	11,932,355.00	6,436,858.00	12,601,795.00	669,440.00	5.6%
State Aid - Prior Years		8019	0.00	0.00	1,241,797.00	0.00	0.00	0.0%
Tax Relief Subventions								
Homeowners' Exemptions		8021	47,853.00	47,842.00	23,502.85	47,842.00	0.00	0.0%
Timber Yield Tax		8022	0.00	0.00	0.00	0.00	0.00	0.0%
Other Subventions/In-Lieu Taxes		8029	7.00	7.00	0.00	7.00	0.00	0.0%
County & District Taxes								
Secured Roll Taxes		8041	12,624,100.00	12,621,600.00	6,858,358.31	13,252,680.00	631,080.00	5.0%
Unsecured Roll Taxes		8042	0.00	0.00	0.00	0.00	0.00	0.0%
Prior Years' Taxes		8043	164,335.00	438,886.00	182,526.34	311,910.00	(126,976.00)	-28.9%
Supplemental Taxes		8044	54,300.00	365,393.00	(20,872.06)	365,393.00	0.00	0.0%
Education Revenue Augmentation Fund (ERAF)		8045	5,750,610.00	6,122,997.00	251,150.45	4,983,006.00	(1,139,991.00)	-18.6%
Community Redevelopment Funds (SB 617/699/1992)		8047	1,046,181.00	1,071,475.00	2,004,975.29	3,826,849.00	2,755,374.00	257.2%
Penalties and Interest from Delinquent Taxes		8048	0.00	0.00	3,469.36	0.00	0.00	0.0%
Miscellaneous Funds (EC 41604)								
Royalties and Bonuses		8081	0.00	0.00	0.00	0.00	0.00	0.0%
Other In-Lieu Taxes		8082	0.00	0.00	0.00	0.00	0.00	0.0%
Less: Non-LCFF (50%) Adjustment		8089	0.00	0.00	0.00	0.00	0.00	0.0%
Subtotal, LCFF Sources			100,364,053.00	100,151,377.00	56,345,772.54	100,231,913.00	80,536.00	0.1%
LCFF Transfers								
Unrestricted LCFF								
Transfers - Current Year	0000	8091	0.00	0.00	0.00	0.00	0.00	0.0%
All Other LCFF Transfers - Current Year	All Other	8091	0.00	0.00	0.00	0.00	0.00	0.0%
Transfers to Charter Schools in Lieu of Property Taxes		8096	0.00	(532.00)	493.00	0.00	532.00	-100.0%
Property Taxes Transfers		8097	0.00	0.00	0.00	0.00	0.00	0.0%
LCFF/Revenue Limit Transfers - Prior Years		8099	0.00	0.00	0.00	0.00	0.00	0.0%
TOTAL, LCFF SOURCES			100,364,053.00	100,150,845.00	56,346,265.54	100,231,913.00	81,068.00	0.1%
<b>FEDERAL REVENUE</b>								
Maintenance and Operations		8110	0.00	0.00	0.00	0.00	0.00	0.0%
Special Education Entitlement		8181	0.00	0.00	0.00	0.00		

Description	Resource Codes	Object Codes	Original Budget (A)	Board Approved Operating Budget (B)	Actuals To Date (C)	Projected Year Totals (D)	Difference (Col B & D) (E)	% Diff Column B & D (F)
Special Education Discretionary Grants		8182	0.00	0.00	0.00	0.00		
Child Nutrition Programs		8220	0.00	0.00	0.00	0.00		
Donated Food Commodities		8221	0.00	0.00	0.00	0.00		
Forest Reserve Funds		8260	0.00	0.00	0.00	0.00	0.00	0.0%
Flood Control Funds		8270	0.00	0.00	0.00	0.00	0.00	0.0%
Wildlife Reserve Funds		8280	0.00	0.00	0.00	0.00	0.00	0.0%
FEMA		8281	0.00	0.00	0.00	0.00	0.00	0.0%
Interagency Contracts Between LEAs		8285	0.00	0.00	0.00	0.00	0.00	0.0%
Pass-Through Revenues from Federal Sources		8287	0.00	0.00	0.00	0.00		
Title I, Part A, Basic	3010	8290						
Title I, Part D, Local Delinquent Programs	3025	8290						
Title II, Part A, Supporting Effective Instruction	4035	8290						
Title III, Immigrant Student Program	4201	8290						
Title III, English Learner Program	4203	8290						
Public Charter Schools Grant Program (PCSGP)	4610	8290						
Every Student Succeeds Act	3040, 3060, 3061, 3110, 3150, 3155, 3182, 4037, 4123, 4124, 4126, 4127, 4128, 5630	8290						
Career and Technical Education	3500-3599	8290						
All Other Federal Revenue	All Other	8290	0.00	0.00	0.00	0.00	0.00	0.0%
<b>TOTAL, FEDERAL REVENUE</b>			0.00	0.00	0.00	0.00	0.00	0.0%
<b>OTHER STATE REVENUE</b>								
Other State Apportionments								
ROC/P Entitlement								
Prior Years	6360	8319						
Special Education Master Plan								
Current Year	6500	8311						
Prior Years	6500	8319						
All Other State Apportionments - Current Year	All Other	8311	0.00	0.00	0.00	0.00	0.00	0.0%
All Other State Apportionments - Prior Years	All Other	8319	0.00	0.00	0.00	0.00	0.00	0.0%
Child Nutrition Programs		8520	0.00	0.00	0.00	0.00		
Mandated Costs Reimbursements		8550	291,119.00	279,597.00	279,597.00	279,597.00	0.00	0.0%
Lottery - Unrestricted and Instructional Materials		8560	1,042,372.00	1,163,590.00	376,289.76	1,163,590.00	0.00	0.0%
Tax Relief Subventions								
Restricted Levies - Other								
Homeowners' Exemptions		8575	0.00	0.00	0.00	0.00		
Other Subventions/In-Lieu Taxes		8576	0.00	0.00	0.00	0.00		
Pass-Through Revenues from State Sources		8587	0.00	0.00	0.00	0.00	0.00	0.0%
After School Education and Safety (ASES)	6010	8590						
Charter School Facility Grant	6030	8590						

Description	Resource Codes	Object Codes	Original Budget (A)	Board Approved Operating Budget (B)	Actuals To Date (C)	Projected Year Totals (D)	Difference (Col B & D) (E)	% Diff Column B & D (F)
Career Technical Education Incentive Grant Program	6387	8590						
Drug/Alcohol/Tobacco Funds	6650, 6690, 6695	8590						
California Clean Energy Jobs Act	6230	8590						
Specialized Secondary	7370	8590						
American Indian Early Childhood Education	7210	8590						
All Other State Revenue	All Other	8590	423,707.00	0.00	26,748.00	26,748.00	26,748.00	New
<b>TOTAL, OTHER STATE REVENUE</b>			<b>1,757,198.00</b>	<b>1,443,187.00</b>	<b>682,634.76</b>	<b>1,469,935.00</b>	<b>26,748.00</b>	<b>1.9%</b>
<b>OTHER LOCAL REVENUE</b>								
Other Local Revenue								
County and District Taxes								
Other Restricted Levies								
Secured Roll		8615	0.00	0.00	0.00	0.00		
Unsecured Roll		8616	0.00	0.00	0.00	0.00		
Prior Years' Taxes		8617	0.00	0.00	0.00	0.00		
Supplemental Taxes		8618	0.00	0.00	0.00	0.00		
Non-Ad Valorem Taxes								
Parcel Taxes		8621	0.00	0.00	0.00	0.00	0.00	0.0%
Other		8622	0.00	0.00	0.00	0.00	0.00	0.0%
Community Redevelopment Funds Not Subject to LCFF Deduction		8625	0.00	0.00	0.00	0.00		
Penalties and Interest from Delinquent Non-LCFF Taxes		8629	0.00	0.00	0.00	0.00		
Sales								
Sale of Equipment/Supplies		8631	0.00	0.00	0.00	0.00	0.00	0.0%
Sale of Publications		8632	0.00	0.00	0.00	0.00	0.00	0.0%
Food Service Sales		8634	0.00	0.00	0.00	0.00	0.00	0.0%
All Other Sales		8639	0.00	0.00	0.00	0.00	0.00	0.0%
Leases and Rentals		8650	0.00	0.00	0.00	0.00	0.00	0.0%
Interest		8660	1,000,000.00	1,000,000.00	747,475.82	2,122,017.00	1,122,017.00	112.2%
Net Increase (Decrease) in the Fair Value of Investments		8662	0.00	0.00	0.00	0.00	0.00	0.0%
Fees and Contracts								
Adult Education Fees		8671	0.00	0.00	0.00	0.00	0.00	0.0%
Non-Resident Students		8672	0.00	0.00	0.00	0.00	0.00	0.0%
Transportation Fees From Individuals		8675	0.00	0.00	0.00	0.00	0.00	0.0%
Interagency Services		8677	0.00	0.00	0.00	0.00	0.00	0.0%
Mitigation/Developer Fees		8681	0.00	0.00	0.00	0.00	0.00	0.0%
All Other Fees and Contracts		8689	0.00	0.00	0.00	0.00	0.00	0.0%
Other Local Revenue								
Plus: Misc Funds Non-LCFF (50%) Adjustment		8691	0.00	0.00	0.00	0.00	0.00	0.0%
Pass-Through Revenues From Local Sources		8697	0.00	0.00	0.00	0.00		
All Other Local Revenue		8699	0.00	55,376.88	349,043.50	277,290.00	221,913.12	400.7%
Tuition		8710	0.00	0.00	0.00	0.00	0.00	0.0%
All Other Transfers In		8781-8783	0.00	0.00	0.00	0.00	0.00	0.0%
Transfers Of Apportionments								
Special Education SELPA Transfers								

Description	Resource Codes	Object Codes	Original Budget (A)	Board Approved Operating Budget (B)	Actuals To Date (C)	Projected Year Totals (D)	Difference (Col B & D) (E)	% Diff Column B & D (F)
From Districts or Charter Schools	6500	8791						
From County Offices	6500	8792						
From JPAs	6500	8793						
ROC/P Transfers								
From Districts or Charter Schools	6360	8791						
From County Offices	6360	8792						
From JPAs	6360	8793						
Other Transfers of Apportionments								
From Districts or Charter Schools	All Other	8791	0.00	0.00	0.00	0.00	0.00	0.0%
From County Offices	All Other	8792	0.00	0.00	0.00	0.00	0.00	0.0%
From JPAs	All Other	8793	0.00	0.00	0.00	0.00	0.00	0.0%
All Other Transfers In from All Others		8799	0.00	0.00	0.00	0.00	0.00	0.0%
<b>TOTAL, OTHER LOCAL REVENUE</b>			1,000,000.00	1,055,376.88	1,096,519.32	2,399,307.00	1,343,930.12	127.3%
<b>TOTAL, REVENUES</b>			103,121,251.00	102,649,408.88	58,125,419.62	104,101,155.00	1,451,746.12	1.4%
<b>CERTIFICATED SALARIES</b>								
Certificated Teachers' Salaries		1100	33,341,577.00	32,282,318.00	15,289,093.81	30,815,502.30	1,466,815.70	4.5%
Certificated Pupil Support Salaries		1200	3,044,431.00	2,257,193.00	1,179,349.01	2,397,738.00	(140,545.00)	-6.2%
Certificated Supervisors' and Administrators' Salaries		1300	3,403,793.00	3,974,838.00	1,834,420.29	3,730,245.60	244,592.40	6.2%
Other Certificated Salaries		1900	1,552,302.00	1,694,488.00	651,554.80	1,361,795.00	332,693.00	19.6%
<b>TOTAL, CERTIFICATED SALARIES</b>			41,342,103.00	40,208,837.00	18,954,417.91	38,305,280.90	1,903,556.10	4.7%
<b>CLASSIFIED SALARIES</b>								
Classified Instructional Salaries		2100	454,839.00	791,413.00	307,104.35	610,226.69	181,186.31	22.9%
Classified Support Salaries		2200	5,036,572.00	5,529,150.00	2,745,688.44	5,478,448.40	50,701.60	0.9%
Classified Supervisors' and Administrators' Salaries		2300	1,118,255.00	1,223,941.00	699,333.27	1,230,369.00	(6,428.00)	-0.5%
Clerical, Technical and Office Salaries		2400	5,342,435.00	5,036,260.00	2,528,457.88	4,997,556.00	38,704.00	0.8%
Other Classified Salaries		2900	776,430.00	764,486.00	411,851.20	816,079.00	(51,593.00)	-6.7%
<b>TOTAL, CLASSIFIED SALARIES</b>			12,728,531.00	13,345,250.00	6,692,435.14	13,132,679.09	212,570.91	1.6%
<b>EMPLOYEE BENEFITS</b>								
STRS		3101-3102	7,815,091.00	7,404,464.00	3,540,589.30	7,184,367.00	220,097.00	3.0%
PERS		3201-3202	3,231,917.00	3,245,079.00	1,520,290.60	3,126,052.00	119,027.00	3.7%
OASDI/Medicare/Alternative		3301-3302	1,585,166.00	1,587,826.00	768,820.44	1,554,184.00	33,642.00	2.1%
Health and Welfare Benefits		3401-3402	3,774,878.01	4,078,195.10	1,788,736.30	4,480,054.00	(401,858.90)	-9.9%
Unemployment Insurance		3501-3502	27,744.00	26,869.00	12,473.85	25,732.00	1,137.00	4.2%
Workers' Compensation		3601-3602	2,167,970.00	2,102,200.00	1,021,615.54	2,058,429.00	43,771.00	2.1%
OPEB, Allocated		3701-3702	1,020,000.00	1,020,000.00	1,165,474.99	1,020,000.00	0.00	0.0%
OPEB, Active Employees		3751-3752	0.00	0.00	0.00	0.00	0.00	0.0%
Other Employee Benefits		3901-3902	815,635.01	245,112.40	11,667.76	236,676.00	8,436.40	3.4%
<b>TOTAL, EMPLOYEE BENEFITS</b>			20,438,401.02	19,709,745.50	9,829,668.78	19,685,494.00	24,251.50	0.1%
<b>BOOKS AND SUPPLIES</b>								
Approved Textbooks and Core Curricula Materials		4100	10,000.00	10,000.00	0.00	0.00	10,000.00	100.0%
Books and Other Reference Materials		4200	154,672.00	179,672.00	19,271.95	176,250.00	3,422.00	1.9%
Materials and Supplies		4300	2,689,941.00	3,086,990.00	595,002.39	2,577,894.00	509,096.00	16.5%
Noncapitalized Equipment		4400	2,130,148.00	1,631,559.31	994,945.63	1,235,411.31	396,148.00	24.3%
Food		4700	0.00	0.00	0.00	0.00	0.00	0.0%
<b>TOTAL, BOOKS AND SUPPLIES</b>			4,984,761.00	4,908,221.31	1,609,219.97	3,989,555.31	918,666.00	18.7%

Description	Resource Codes	Object Codes	Original Budget (A)	Board Approved Operating Budget (B)	Actuals To Date (C)	Projected Year Totals (D)	Difference (Col B & D) (E)	% Diff Column B & D (F)
<b>SERVICES AND OTHER OPERATING EXPENDITURES</b>								
Subagreements for Services		5100	0.00	0.00	40,000.00	40,000.00	(40,000.00)	New
Travel and Conferences		5200	693,871.00	597,564.00	92,032.11	261,561.00	336,003.00	56.2%
Dues and Memberships		5300	67,245.00	76,788.00	49,368.75	77,853.00	(1,065.00)	-1.4%
Insurance		5400-5450	1,000,000.00	1,000,000.00	0.00	1,081,087.00	(81,087.00)	-8.1%
Operations and Housekeeping Services		5500	2,379,165.00	2,379,165.00	1,029,250.40	2,411,414.00	(32,249.00)	-1.4%
Rentals, Leases, Repairs, and Noncapitalized Improvements		5600	548,779.00	935,548.00	286,830.17	908,307.00	27,241.00	2.9%
Transfers of Direct Costs		5710	(141,780.00)	(1,665,511.35)	(4,892.90)	(72,836.00)	(1,592,675.35)	95.6%
Transfers of Direct Costs - Interfund		5750	23,146.00	21,666.00	10,784.45	20,081.00	1,585.00	7.3%
Professional/Consulting Services and Operating Expenditures		5800	6,538,184.00	8,476,245.00	2,838,032.47	7,756,793.00	719,452.00	8.5%
Communications		5900	787,246.00	1,002,246.00	322,613.17	1,002,246.00	0.00	0.0%
<b>TOTAL, SERVICES AND OTHER OPERATING EXPENDITURES</b>			<b>11,895,856.00</b>	<b>12,823,710.65</b>	<b>4,664,018.62</b>	<b>13,486,506.00</b>	<b>(662,795.35)</b>	<b>-5.2%</b>
<b>CAPITAL OUTLAY</b>								
Land		6100	0.00	0.00	0.00	0.00	0.00	0.0%
Land Improvements		6170	0.00	0.00	0.00	0.00	0.00	0.0%
Buildings and Improvements of Buildings		6200	0.00	27,000.00	396,040.33	47,000.00	(20,000.00)	-74.1%
Books and Media for New School Libraries or Major Expansion of School Libraries		6300	0.00	0.00	0.00	0.00	0.00	0.0%
Equipment		6400	310,000.00	529,130.69	25,772.94	407,349.69	121,781.00	23.0%
Equipment Replacement		6500	0.00	0.00	0.00	0.00	0.00	0.0%
Lease Assets		6600	0.00	0.00	0.00	0.00	0.00	0.0%
Subscription Assets		6700	0.00	0.00	0.00	0.00	0.00	0.0%
<b>TOTAL, CAPITAL OUTLAY</b>			<b>310,000.00</b>	<b>556,130.69</b>	<b>421,813.27</b>	<b>454,349.69</b>	<b>101,781.00</b>	<b>18.3%</b>
<b>OTHER OUTGO (excluding Transfers of Indirect Costs)</b>								
Tuition								
Tuition for Instruction Under Interdistrict Attendance Agreements								
		7110	800,000.00	800,000.00	438,636.48	800,000.00	0.00	0.0%
		7130	0.00	0.00	0.00	0.00	0.00	0.0%
Tuition, Excess Costs, and/or Deficit Payments								
		7141	0.00	0.00	0.00	0.00	0.00	0.0%
		7142	310,433.00	310,433.00	137,481.00	310,433.00	0.00	0.0%
		7143	0.00	0.00	0.00	0.00	0.00	0.0%
Transfers of Pass-Through Revenues								
		7211	0.00	0.00	0.00	0.00	0.00	0.0%
		7212	0.00	0.00	0.00	0.00	0.00	0.0%
		7213	0.00	0.00	0.00	0.00	0.00	0.0%
Special Education SELPA Transfers of Apportionments								
	6500	7221						
	6500	7222						
	6500	7223						
ROC/P Transfers of Apportionments								
	6360	7221						
	6360	7222						

Description	Resource Codes	Object Codes	Original Budget (A)	Board Approved Operating Budget (B)	Actuals To Date (C)	Projected Year Totals (D)	Difference (Col B & D) (E)	% Diff Column B & D (F)
To JPAs	6360	7223						
Other Transfers of Apportionments	All Other	7221-7223	0.00	0.00	0.00	0.00	0.00	0.0%
All Other Transfers		7281-7283	0.00	0.00	0.00	0.00	0.00	0.0%
All Other Transfers Out to All Others		7299	0.00	0.00	0.00	0.00	0.00	0.0%
Debt Service								
Debt Service - Interest		7438	0.00	0.00	0.00	0.00	0.00	0.0%
Other Debt Service - Principal		7439	0.00	0.00	0.00	0.00	0.00	0.0%
TOTAL, OTHER OUTGO (excluding Transfers of Indirect Costs)			1,110,433.00	1,110,433.00	576,117.48	1,110,433.00	0.00	0.0%
<b>OTHER OUTGO - TRANSFERS OF INDIRECT COSTS</b>								
Transfers of Indirect Costs		7310	(87,187.00)	(265,270.00)	(36,243.72)	(473,147.00)	207,877.00	-78.4%
Transfers of Indirect Costs - Interfund		7350	(311,382.00)	(310,659.00)	0.00	(368,728.00)	58,069.00	-18.7%
TOTAL, OTHER OUTGO - TRANSFERS OF INDIRECT COSTS			(398,569.00)	(575,929.00)	(36,243.72)	(841,875.00)	265,946.00	-46.2%
TOTAL, EXPENDITURES			92,411,516.02	92,086,399.15	42,711,447.45	89,322,422.99	2,763,976.16	3.0%
<b>INTERFUND TRANSFERS</b>								
<b>INTERFUND TRANSFERS IN</b>								
From: Special Reserve Fund		8912	0.00	0.00	0.00	0.00	0.00	0.0%
From: Bond Interest and Redemption Fund		8914	0.00	0.00	0.00	0.00	0.00	0.0%
Other Authorized Interfund Transfers In		8919	0.00	0.00	0.00	0.00	0.00	0.0%
(a) TOTAL, INTERFUND TRANSFERS IN			0.00	0.00	0.00	0.00	0.00	0.0%
<b>INTERFUND TRANSFERS OUT</b>								
To: Child Development Fund		7611	0.00	0.00	0.00	0.00	0.00	0.0%
To: Special Reserve Fund		7612	0.00	0.00	0.00	0.00	0.00	0.0%
To: State School Building Fund/ County School Facilities Fund		7613	0.00	0.00	0.00	0.00	0.00	0.0%
To: Cafeteria Fund		7616	0.00	0.00	0.00	0.00	0.00	0.0%
Other Authorized Interfund Transfers Out		7619	1,000,000.00	1,000,000.00	0.00	1,000,000.00	0.00	0.0%
(b) TOTAL, INTERFUND TRANSFERS OUT			1,000,000.00	1,000,000.00	0.00	1,000,000.00	0.00	0.0%
<b>OTHER SOURCES/USES</b>								
<b>SOURCES</b>								
State Apportionments								
Emergency Apportionments		8931	0.00	0.00	0.00	0.00	0.00	0.0%
Proceeds								
Proceeds from Disposal of Capital Assets		8953	0.00	0.00	0.00	0.00	0.00	0.0%
Other Sources								
Transfers from Funds of Lapsed/Reorganized LEAs		8965	0.00	0.00	0.00	0.00	0.00	0.0%
Long-Term Debt Proceeds								
Proceeds from Certificates of Participation		8971	0.00	0.00	0.00	0.00	0.00	0.0%
Proceeds from Leases		8972	0.00	0.00	0.00	0.00	0.00	0.0%
Proceeds from Lease Revenue Bonds		8973	0.00	0.00	0.00	0.00	0.00	0.0%
Proceeds from SBITAs		8974	0.00	0.00	0.00	0.00	0.00	0.0%
All Other Financing Sources		8979	0.00	0.00	0.00	0.00	0.00	0.0%
(c) TOTAL, SOURCES			0.00	0.00	0.00	0.00	0.00	0.0%
<b>USES</b>								

Description	Resource Codes	Object Codes	Original Budget (A)	Board Approved Operating Budget (B)	Actuals To Date (C)	Projected Year Totals (D)	Difference (Col B & D) (E)	% Diff Column B & D (F)
Transfers of Funds from Lapsed/Reorganized LEAs		7651	0.00	0.00	0.00	0.00	0.00	0.0%
All Other Financing Uses		7699	0.00	0.00	0.00	0.00	0.00	0.0%
(d) TOTAL, USES			0.00	0.00	0.00	0.00	0.00	0.0%
<b>CONTRIBUTIONS</b>								
Contributions from Unrestricted Revenues		8980	(20,636,809.00)	(20,932,245.00)	0.00	(21,187,856.00)	(255,611.00)	1.2%
Contributions from Restricted Revenues		8990	0.00	0.00	0.00	0.00	0.00	0.0%
(e) TOTAL, CONTRIBUTIONS			(20,636,809.00)	(20,932,245.00)	0.00	(21,187,856.00)	(255,611.00)	1.2%
TOTAL, OTHER FINANCING SOURCES/USES (a - b + c - d + e)			(21,636,809.00)	(21,932,245.00)	0.00	(22,187,856.00)	(255,611.00)	1.2%



Description	Resource Codes	Object Codes	Original Budget (A)	Board Approved Operating Budget (B)	Actuals To Date (C)	Projected Year Totals (D)	Difference (Col B & D) (E)	% Diff Column B & D (F)
<b>A. REVENUES</b>								
1) LCFF Sources		8010-8099	0.00	0.00	0.00	0.00	0.00	0.0%
2) Federal Revenue		8100-8299	13,537,808.70	17,408,368.00	10,389,299.37	17,701,616.00	293,248.00	1.7%
3) Other State Revenue		8300-8599	20,568,532.41	22,151,158.00	3,280,304.40	22,122,579.00	(28,579.00)	-0.1%
4) Other Local Revenue		8600-8799	5,639,084.30	5,664,945.81	5,212,947.92	7,452,534.00	1,787,588.19	31.6%
5) TOTAL, REVENUES			39,745,425.41	45,224,471.81	18,882,551.69	47,276,729.00		
<b>B. EXPENDITURES</b>								
1) Certificated Salaries		1000-1999	15,540,694.00	15,805,588.00	7,194,350.71	14,953,791.00	851,797.00	5.4%
2) Classified Salaries		2000-2999	6,899,333.46	6,445,618.00	3,376,853.91	7,158,221.29	(712,603.29)	-11.1%
3) Employee Benefits		3000-3999	12,769,918.00	12,688,868.20	3,505,744.16	12,841,460.00	(152,591.80)	-1.2%
4) Books and Supplies		4000-4999	2,789,135.48	7,745,683.26	4,611,274.77	7,860,825.28	(115,142.02)	-1.5%
5) Services and Other Operating Expenditures		5000-5999	18,656,248.41	20,338,401.09	7,778,585.51	18,178,734.00	2,159,667.09	10.6%
6) Capital Outlay		6000-6999	6,084,076.82	8,032,203.00	7,740,114.59	8,013,643.00	18,560.00	0.2%
7) Other Outgo (excluding Transfers of Indirect Costs)		7100-7299 7400-7499	85,000.00	85,000.00	(48,680.66)	85,000.00	0.00	0.0%
8) Other Outgo - Transfers of Indirect Costs		7300-7399	87,187.00	265,270.00	36,243.72	473,147.00	(207,877.00)	-78.4%
9) TOTAL, EXPENDITURES			62,911,593.17	71,406,631.55	34,194,486.71	69,564,821.57		
<b>C. EXCESS (DEFICIENCY) OF REVENUES OVER EXPENDITURES BEFORE OTHER FINANCING SOURCES AND USES (A5 - B9)</b>			(23,166,167.76)	(26,182,159.74)	(15,311,935.02)	(22,288,092.57)		
<b>D. OTHER FINANCING SOURCES/USES</b>								
1) Interfund Transfers								
a) Transfers In		8900-8929	0.00	0.00	0.00	0.00	0.00	0.0%
b) Transfers Out		7600-7629	0.00	0.00	0.00	0.00	0.00	0.0%
2) Other Sources/Uses								
a) Sources		8930-8979	0.00	0.00	0.00	0.00	0.00	0.0%
b) Uses		7630-7699	0.00	0.00	0.00	0.00	0.00	0.0%
3) Contributions		8980-8999	20,636,809.00	20,932,245.00	0.00	21,187,856.00	255,611.00	1.2%
4) TOTAL, OTHER FINANCING SOURCES/USES			20,636,809.00	20,932,245.00	0.00	21,187,856.00		
<b>E. NET INCREASE (DECREASE) IN FUND BALANCE (C + D4)</b>			(2,529,358.76)	(5,249,914.74)	(15,311,935.02)	(1,100,236.57)		
<b>F. FUND BALANCE, RESERVES</b>								
1) Beginning Fund Balance								
a) As of July 1 - Unaudited		9791	50,280,833.61	50,147,741.03		50,147,741.03	0.00	0.0%
b) Audit Adjustments		9793	0.00	0.00		0.00	0.00	0.0%
c) As of July 1 - Audited (F1a + F1b)			50,280,833.61	50,147,741.03		50,147,741.03		
d) Other Restatements		9795	0.00	(8,123,374.42)		(8,123,374.42)	0.00	0.0%
e) Adjusted Beginning Balance (F1c + F1d)			50,280,833.61	42,024,366.61		42,024,366.61		
2) Ending Balance, June 30 (E + F1e)			47,751,474.85	36,774,451.87		40,924,130.04		
Components of Ending Fund Balance								
a) Nonspendable								
Revolving Cash		9711	0.00	0.00		0.00		
Stores		9712	0.00	0.00		0.00		
Prepaid Items		9713	0.00	0.00		0.00		
All Others		9719	0.00	0.00		0.00		

Description	Resource Codes	Object Codes	Original Budget (A)	Board Approved Operating Budget (B)	Actuals To Date (C)	Projected Year Totals (D)	Difference (Col B & D) (E)	% Diff Column B & D (F)
b) Restricted		9740	47,751,474.85	36,774,452.16		40,924,130.38		
c) Committed								
Stabilization Arrangements		9750	0.00	0.00		0.00		
Other Commitments		9760	0.00	0.00		0.00		
d) Assigned								
Other Assignments		9780	0.00	0.00		0.00		
e) Unassigned/Unappropriated								
Reserve for Economic Uncertainties		9789	0.00	0.00		0.00		
Unassigned/Unappropriated Amount		9790	0.00	(.29)		(.34)		
<b>LCFF SOURCES</b>								
Principal Apportionment								
State Aid - Current Year		8011	0.00	0.00	0.00	0.00		
Education Protection Account State Aid - Current Year		8012	0.00	0.00	0.00	0.00		
State Aid - Prior Years		8019	0.00	0.00	0.00	0.00		
Tax Relief Subventions								
Homeowners' Exemptions		8021	0.00	0.00	0.00	0.00		
Timber Yield Tax		8022	0.00	0.00	0.00	0.00		
Other Subventions/In-Lieu Taxes		8029	0.00	0.00	0.00	0.00		
County & District Taxes								
Secured Roll Taxes		8041	0.00	0.00	0.00	0.00		
Unsecured Roll Taxes		8042	0.00	0.00	0.00	0.00		
Prior Years' Taxes		8043	0.00	0.00	0.00	0.00		
Supplemental Taxes		8044	0.00	0.00	0.00	0.00		
Education Revenue Augmentation Fund (ERAF)		8045	0.00	0.00	0.00	0.00		
Community Redevelopment Funds (SB 617/699/1992)		8047	0.00	0.00	0.00	0.00		
Penalties and Interest from Delinquent Taxes		8048	0.00	0.00	0.00	0.00		
Miscellaneous Funds (EC 41604)								
Royalties and Bonuses		8081	0.00	0.00	0.00	0.00		
Other In-Lieu Taxes		8082	0.00	0.00	0.00	0.00		
Less: Non-LCFF (50%) Adjustment		8089	0.00	0.00	0.00	0.00		
Subtotal, LCFF Sources			0.00	0.00	0.00	0.00		
LCFF Transfers								
Unrestricted LCFF								
Transfers - Current Year	0000	8091						
All Other LCFF Transfers - Current Year	All Other	8091	0.00	0.00	0.00	0.00	0.00	0.0%
Transfers to Charter Schools in Lieu of Property Taxes		8096	0.00	0.00	0.00	0.00		
Property Taxes Transfers		8097	0.00	0.00	0.00	0.00	0.00	0.0%
LCFF/Revenue Limit Transfers - Prior Years		8099	0.00	0.00	0.00	0.00	0.00	0.0%
TOTAL, LCFF SOURCES			0.00	0.00	0.00	0.00	0.00	0.0%
<b>FEDERAL REVENUE</b>								
Maintenance and Operations		8110	0.00	0.00	0.00	0.00	0.00	0.0%
Special Education Entitlement		8181	1,699,598.00	1,720,516.00	(1,018,102.18)	1,914,229.00	193,713.00	11.3%

Description	Resource Codes	Object Codes	Original Budget (A)	Board Approved Operating Budget (B)	Actuals To Date (C)	Projected Year Totals (D)	Difference (Col B & D) (E)	% Diff Column B & D (F)
Special Education Discretionary Grants		8182	246,903.00	311,321.00	(56,865.00)	310,034.00	(1,287.00)	-0.4%
Child Nutrition Programs		8220	0.00	0.00	0.00	0.00	0.00	0.0%
Donated Food Commodities		8221	0.00	0.00	0.00	0.00	0.00	0.0%
Forest Reserve Funds		8260	0.00	0.00	0.00	0.00		
Flood Control Funds		8270	0.00	0.00	0.00	0.00		
Wildlife Reserve Funds		8280	0.00	0.00	0.00	0.00		
FEMA		8281	0.00	0.00	0.00	0.00	0.00	0.0%
Interagency Contracts Between LEAs		8285	0.00	0.00	0.00	0.00	0.00	0.0%
Pass-Through Revenues from Federal Sources		8287	0.00	0.00	0.00	0.00	0.00	0.0%
Title I, Part A, Basic	3010	8290	2,895,412.00	4,077,704.00	2,687,818.10	4,170,610.00	92,906.00	2.3%
Title I, Part D, Local Delinquent Programs	3025	8290	0.00	0.00	0.00	0.00	0.00	0.0%
Title II, Part A, Supporting Effective Instruction	4035	8290	371,238.00	690,340.00	401,466.36	698,084.00	7,744.00	1.1%
Title III, Immigrant Student Program	4201	8290	31,093.00	29,099.00	17,791.18	29,099.00	0.00	0.0%
Title III, English Learner Program	4203	8290	216,490.00	280,463.00	165,517.99	280,463.00	0.00	0.0%
Public Charter Schools Grant Program (PCSGP)	4610	8290	0.00	0.00	0.00	0.00	0.00	0.0%
Every Student Succeeds Act	3040, 3060, 3061, 3110, 3150, 3155, 3182, 4037, 4123, 4124, 4126, 4127, 4128, 5630	8290	1,046,173.00	1,450,155.00	168,029.17	1,450,327.00	172.00	0.0%
Career and Technical Education	3500-3599	8290	114,168.00	110,765.00	(61,667.00)	110,765.00	0.00	0.0%
All Other Federal Revenue	All Other	8290	6,916,733.70	8,738,005.00	8,085,310.75	8,738,005.00	0.00	0.0%
<b>TOTAL, FEDERAL REVENUE</b>			<b>13,537,808.70</b>	<b>17,408,368.00</b>	<b>10,389,299.37</b>	<b>17,701,616.00</b>	<b>293,248.00</b>	<b>1.7%</b>
<b>OTHER STATE REVENUE</b>								
Other State Apportionments								
ROC/P Entitlement								
Prior Years	6360	8319	0.00	0.00	0.00	0.00	0.00	0.0%
Special Education Master Plan								
Current Year	6500	8311	0.00	0.00	0.00	0.00	0.00	0.0%
Prior Years	6500	8319	0.00	0.00	0.00	0.00	0.00	0.0%
All Other State Apportionments - Current Year	All Other	8311	0.00	0.00	0.00	0.00	0.00	0.0%
All Other State Apportionments - Prior Years	All Other	8319	0.00	0.00	0.00	0.00	0.00	0.0%
Child Nutrition Programs		8520	0.00	0.00	0.00	0.00	0.00	0.0%
Mandated Costs Reimbursements		8550	0.00	0.00	0.00	0.00		
Lottery - Unrestricted and Instructional Materials		8560	424,016.00	499,552.00	50,245.79	499,552.00	0.00	0.0%
Tax Relief Subventions								
Restricted Levies - Other								
Homeowners' Exemptions		8575	0.00	0.00	0.00	0.00	0.00	0.0%
Other Subventions/In-Lieu Taxes		8576	0.00	0.00	0.00	0.00	0.00	0.0%
Pass-Through Revenues from State Sources		8587	0.00	0.00	0.00	0.00	0.00	0.0%
After School Education and Safety (ASES)	6010	8590	1,311,267.00	1,373,131.00	180,843.85	1,373,131.00	0.00	0.0%
Charter School Facility Grant	6030	8590	0.00	0.00	0.00	0.00	0.00	0.0%

Description	Resource Codes	Object Codes	Original Budget (A)	Board Approved Operating Budget (B)	Actuals To Date (C)	Projected Year Totals (D)	Difference (Col B & D) (E)	% Diff Column B & D (F)
Career Technical Education Incentive Grant Program	6387	8590	602,615.00	574,831.00	483,399.75	574,831.00	0.00	0.0%
Drug/Alcohol/Tobacco Funds	6650, 6690, 6695	8590	0.00	0.00	0.00	0.00	0.00	0.0%
California Clean Energy Jobs Act	6230	8590	0.00	0.00	0.00	0.00	0.00	0.0%
Specialized Secondary	7370	8590	0.00	37,088.00	37,088.23	0.00	(37,088.00)	-100.0%
American Indian Early Childhood Education	7210	8590	0.00	0.00	0.00	0.00	0.00	0.0%
All Other State Revenue	All Other	8590	18,230,634.41	19,666,556.00	2,528,726.78	19,675,065.00	8,509.00	0.0%
<b>TOTAL, OTHER STATE REVENUE</b>			<b>20,568,532.41</b>	<b>22,151,158.00</b>	<b>3,280,304.40</b>	<b>22,122,579.00</b>	<b>(28,579.00)</b>	<b>-0.1%</b>
<b>OTHER LOCAL REVENUE</b>								
Other Local Revenue								
County and District Taxes								
Other Restricted Levies								
Secured Roll		8615	0.00	0.00	0.00	0.00	0.00	0.0%
Unsecured Roll		8616	0.00	0.00	0.00	0.00	0.00	0.0%
Prior Years' Taxes		8617	0.00	0.00	0.00	0.00	0.00	0.0%
Supplemental Taxes		8618	0.00	0.00	0.00	0.00	0.00	0.0%
Non-Ad Valorem Taxes								
Parcel Taxes		8621	0.00	0.00	0.00	0.00	0.00	0.0%
Other		8622	0.00	0.00	0.00	0.00	0.00	0.0%
Community Redevelopment Funds Not Subject to LCFF Deduction		8625	0.00	0.00	845,906.51	0.00	0.00	0.0%
Penalties and Interest from Delinquent Non-LCFF Taxes		8629	0.00	0.00	0.00	0.00	0.00	0.0%
Sales								
Sale of Equipment/Supplies		8631	0.00	0.00	0.00	0.00	0.00	0.0%
Sale of Publications		8632	0.00	0.00	0.00	0.00	0.00	0.0%
Food Service Sales		8634	0.00	0.00	0.00	0.00	0.00	0.0%
All Other Sales		8639	0.00	0.00	0.00	0.00	0.00	0.0%
Leases and Rentals		8650	0.00	0.00	0.00	0.00	0.00	0.0%
Interest		8660	0.00	0.00	0.00	0.00	0.00	0.0%
Net Increase (Decrease) in the Fair Value of Investments		8662	0.00	0.00	0.00	0.00	0.00	0.0%
Fees and Contracts								
Adult Education Fees		8671	0.00	0.00	0.00	0.00		
Non-Resident Students		8672	0.00	0.00	0.00	0.00		
Transportation Fees From Individuals		8675	0.00	0.00	0.00	0.00	0.00	0.0%
Interagency Services		8677	0.00	0.00	1,109,282.96	0.00	0.00	0.0%
Mitigation/Developer Fees		8681	0.00	0.00	0.00	0.00	0.00	0.0%
All Other Fees and Contracts		8689	0.00	25,861.81	25,861.81	25,861.00	(.81)	0.0%
Other Local Revenue								
Plus: Misc Funds Non-LCFF (50%) Adjustment		8691	0.00	0.00	0.00	0.00		
Pass-Through Revenues From Local Sources		8697	0.00	0.00	0.00	0.00	0.00	0.0%
All Other Local Revenue		8699	467,644.30	467,644.00	1,858,842.53	1,988,389.00	1,520,745.00	325.2%
Tuition		8710	602,568.00	602,568.00	(1,118,693.96)	602,568.00	0.00	0.0%
All Other Transfers In		8781-8783	0.00	0.00	0.00	0.00	0.00	0.0%
Transfers Of Apportionments								
Special Education SELPA Transfers								

Description	Resource Codes	Object Codes	Original Budget (A)	Board Approved Operating Budget (B)	Actuals To Date (C)	Projected Year Totals (D)	Difference (Col B & D) (E)	% Diff Column B & D (F)
From Districts or Charter Schools	6500	8791	4,568,872.00	4,568,872.00	2,491,748.07	4,835,716.00	266,844.00	5.8%
From County Offices	6500	8792	0.00	0.00	0.00	0.00	0.00	0.0%
From JPAs	6500	8793	0.00	0.00	0.00	0.00	0.00	0.0%
ROC/P Transfers								
From Districts or Charter Schools	6360	8791	0.00	0.00	0.00	0.00	0.00	0.0%
From County Offices	6360	8792	0.00	0.00	0.00	0.00	0.00	0.0%
From JPAs	6360	8793	0.00	0.00	0.00	0.00	0.00	0.0%
Other Transfers of Apportionments								
From Districts or Charter Schools	All Other	8791	0.00	0.00	0.00	0.00	0.00	0.0%
From County Offices	All Other	8792	0.00	0.00	0.00	0.00	0.00	0.0%
From JPAs	All Other	8793	0.00	0.00	0.00	0.00	0.00	0.0%
All Other Transfers In from All Others		8799	0.00	0.00	0.00	0.00	0.00	0.0%
<b>TOTAL, OTHER LOCAL REVENUE</b>			<b>5,639,084.30</b>	<b>5,664,945.81</b>	<b>5,212,947.92</b>	<b>7,452,534.00</b>	<b>1,787,588.19</b>	<b>31.6%</b>
<b>TOTAL, REVENUES</b>			<b>39,745,425.41</b>	<b>45,224,471.81</b>	<b>18,882,551.69</b>	<b>47,276,729.00</b>	<b>2,052,257.19</b>	<b>4.5%</b>
<b>CERTIFICATED SALARIES</b>								
Certificated Teachers' Salaries		1100	9,542,430.00	10,225,672.00	4,716,573.47	9,899,581.00	326,091.00	3.2%
Certificated Pupil Support Salaries		1200	1,924,004.00	1,841,021.00	860,307.17	1,885,391.00	(44,370.00)	-2.4%
Certificated Supervisors' and Administrators' Salaries		1300	1,005,117.00	1,049,943.00	528,768.47	1,030,936.00	19,007.00	1.8%
Other Certificated Salaries		1900	3,069,143.00	2,688,952.00	1,088,701.60	2,137,883.00	551,069.00	20.5%
<b>TOTAL, CERTIFICATED SALARIES</b>			<b>15,540,694.00</b>	<b>15,805,588.00</b>	<b>7,194,350.71</b>	<b>14,953,791.00</b>	<b>851,797.00</b>	<b>5.4%</b>
<b>CLASSIFIED SALARIES</b>								
Classified Instructional Salaries		2100	3,196,178.00	3,015,679.00	1,623,810.48	3,409,484.00	(393,805.00)	-13.1%
Classified Support Salaries		2200	2,834,419.46	2,541,921.00	1,353,881.22	2,842,417.00	(300,496.00)	-11.8%
Classified Supervisors' and Administrators' Salaries		2300	173,794.00	251,083.00	89,362.17	200,650.00	50,433.00	20.1%
Clerical, Technical and Office Salaries		2400	487,360.00	491,579.00	256,545.00	560,290.29	(68,711.29)	-14.0%
Other Classified Salaries		2900	207,582.00	145,356.00	53,255.04	145,380.00	(24.00)	0.0%
<b>TOTAL, CLASSIFIED SALARIES</b>			<b>6,899,333.46</b>	<b>6,445,618.00</b>	<b>3,376,853.91</b>	<b>7,158,221.29</b>	<b>(712,603.29)</b>	<b>-11.1%</b>
<b>EMPLOYEE BENEFITS</b>								
STRS		3101-3102	7,936,835.00	7,969,356.00	1,298,859.14	7,752,775.00	216,581.00	2.7%
PERS		3201-3202	1,669,414.00	1,601,091.00	786,202.92	1,743,177.00	(142,086.00)	-8.9%
OASDI/Medicare/Alternative		3301-3302	763,542.00	736,848.00	376,488.81	786,284.00	(49,436.00)	-6.7%
Health and Welfare Benefits		3401-3402	1,389,433.00	1,373,500.00	609,902.49	1,540,171.00	(166,671.00)	-12.1%
Unemployment Insurance		3501-3502	11,442.00	11,414.00	5,273.26	11,440.00	(26.00)	-0.2%
Workers' Compensation		3601-3602	913,285.00	901,692.00	429,017.54	910,648.00	(8,956.00)	-1.0%
OPEB, Allocated		3701-3702	0.00	0.00	0.00	0.00	0.00	0.0%
OPEB, Active Employees		3751-3752	0.00	0.00	0.00	0.00	0.00	0.0%
Other Employee Benefits		3901-3902	85,967.00	94,967.20	0.00	96,965.00	(1,997.80)	-2.1%
<b>TOTAL, EMPLOYEE BENEFITS</b>			<b>12,769,918.00</b>	<b>12,688,868.20</b>	<b>3,505,744.16</b>	<b>12,841,460.00</b>	<b>(152,591.80)</b>	<b>-1.2%</b>
<b>BOOKS AND SUPPLIES</b>								
Approved Textbooks and Core Curricula Materials		4100	1,316,054.48	1,316,054.00	100,563.62	1,320,856.00	(4,802.00)	-0.4%
Books and Other Reference Materials		4200	0.00	0.00	0.00	0.00	0.00	0.0%
Materials and Supplies		4300	1,247,319.00	4,379,164.26	2,707,782.43	4,471,632.22	(92,467.96)	-2.1%
Noncapitalized Equipment		4400	225,762.00	2,028,424.00	1,798,453.47	2,053,861.06	(25,437.06)	-1.3%
Food		4700	0.00	22,041.00	4,475.25	14,476.00	7,565.00	34.3%
<b>TOTAL, BOOKS AND SUPPLIES</b>			<b>2,789,135.48</b>	<b>7,745,683.26</b>	<b>4,611,274.77</b>	<b>7,860,825.28</b>	<b>(115,142.02)</b>	<b>-1.5%</b>

Description	Resource Codes	Object Codes	Original Budget (A)	Board Approved Operating Budget (B)	Actuals To Date (C)	Projected Year Totals (D)	Difference (Col B & D) (E)	% Diff Column B & D (F)
<b>SERVICES AND OTHER OPERATING EXPENDITURES</b>								
Subagreements for Services		5100	9,203,557.00	9,672,115.00	5,324,540.26	9,843,938.00	(171,823.00)	-1.8%
Travel and Conferences		5200	324,599.72	371,080.74	92,732.01	350,576.00	20,504.74	5.5%
Dues and Memberships		5300	7,900.00	9,050.00	10,392.00	16,455.00	(7,405.00)	-81.8%
Insurance		5400-5450	0.00	0.00	0.00	0.00	0.00	0.0%
Operations and Housekeeping Services		5500	56,840.00	73,292.00	32,680.13	73,292.00	0.00	0.0%
Rentals, Leases, Repairs, and Noncapitalized Improvements		5600	321,976.00	351,641.00	162,624.30	405,165.00	(53,524.00)	-15.2%
Transfers of Direct Costs		5710	141,780.00	1,665,511.35	4,892.90	72,836.00	1,592,675.35	95.6%
Transfers of Direct Costs - Interfund		5750	20.00	1,650.00	4,393.10	1,650.00	0.00	0.0%
Professional/Consulting Services and Operating Expenditures		5800	8,592,575.69	8,187,061.00	2,146,330.81	7,414,822.00	772,239.00	9.4%
Communications		5900	7,000.00	7,000.00	0.00	0.00	7,000.00	100.0%
<b>TOTAL, SERVICES AND OTHER OPERATING EXPENDITURES</b>			<b>18,656,248.41</b>	<b>20,338,401.09</b>	<b>7,778,585.51</b>	<b>18,178,734.00</b>	<b>2,159,667.09</b>	<b>10.6%</b>
<b>CAPITAL OUTLAY</b>								
Land		6100	0.00	0.00	0.00	0.00	0.00	0.0%
Land Improvements		6170	0.00	0.00	0.00	0.00	0.00	0.0%
Buildings and Improvements of Buildings		6200	0.00	322,416.00	289,727.30	322,416.00	0.00	0.0%
Books and Media for New School Libraries or Major Expansion of School Libraries		6300	0.00	0.00	0.00	0.00	0.00	0.0%
Equipment		6400	6,029,444.00	7,082,249.00	4,968,690.79	7,076,690.00	5,559.00	0.1%
Equipment Replacement		6500	54,632.82	627,538.00	2,481,696.50	614,537.00	13,001.00	2.1%
Lease Assets		6600	0.00	0.00	0.00	0.00	0.00	0.0%
Subscription Assets		6700	0.00	0.00	0.00	0.00	0.00	0.0%
<b>TOTAL, CAPITAL OUTLAY</b>			<b>6,084,076.82</b>	<b>8,032,203.00</b>	<b>7,740,114.59</b>	<b>8,013,643.00</b>	<b>18,560.00</b>	<b>0.2%</b>
<b>OTHER OUTGO (excluding Transfers of Indirect Costs)</b>								
Tuition								
Tuition for Instruction Under Interdistrict								
Attendance Agreements		7110	0.00	0.00	0.00	0.00	0.00	0.0%
State Special Schools		7130	0.00	0.00	0.00	0.00	0.00	0.0%
Tuition, Excess Costs, and/or Deficit Payments								
Payments to Districts or Charter Schools		7141	85,000.00	85,000.00	(48,680.66)	85,000.00	0.00	0.0%
Payments to County Offices		7142	0.00	0.00	0.00	0.00	0.00	0.0%
Payments to JPAs		7143	0.00	0.00	0.00	0.00	0.00	0.0%
Transfers of Pass-Through Revenues								
To Districts or Charter Schools		7211	0.00	0.00	0.00	0.00	0.00	0.0%
To County Offices		7212	0.00	0.00	0.00	0.00	0.00	0.0%
To JPAs		7213	0.00	0.00	0.00	0.00	0.00	0.0%
Special Education SELPA Transfers of Apportionments								
To Districts or Charter Schools	6500	7221	0.00	0.00	0.00	0.00	0.00	0.0%
To County Offices	6500	7222	0.00	0.00	0.00	0.00	0.00	0.0%
To JPAs	6500	7223	0.00	0.00	0.00	0.00	0.00	0.0%
ROC/P Transfers of Apportionments								
To Districts or Charter Schools	6360	7221	0.00	0.00	0.00	0.00	0.00	0.0%
To County Offices	6360	7222	0.00	0.00	0.00	0.00	0.00	0.0%

Description	Resource Codes	Object Codes	Original Budget (A)	Board Approved Operating Budget (B)	Actuals To Date (C)	Projected Year Totals (D)	Difference (Col B & D) (E)	% Diff Column B & D (F)
To JPAs	6360	7223	0.00	0.00	0.00	0.00	0.00	0.0%
Other Transfers of Apportionments	All Other	7221-7223	0.00	0.00	0.00	0.00	0.00	0.0%
All Other Transfers		7281-7283	0.00	0.00	0.00	0.00	0.00	0.0%
All Other Transfers Out to All Others		7299	0.00	0.00	0.00	0.00	0.00	0.0%
Debt Service								
Debt Service - Interest		7438	0.00	0.00	0.00	0.00	0.00	0.0%
Other Debt Service - Principal		7439	0.00	0.00	0.00	0.00	0.00	0.0%
TOTAL, OTHER OUTGO (excluding Transfers of Indirect Costs)			85,000.00	85,000.00	(48,680.66)	85,000.00	0.00	0.0%
<b>OTHER OUTGO - TRANSFERS OF INDIRECT COSTS</b>								
Transfers of Indirect Costs		7310	87,187.00	265,270.00	36,243.72	473,147.00	(207,877.00)	-78.4%
Transfers of Indirect Costs - Interfund		7350	0.00	0.00	0.00	0.00	0.00	0.0%
TOTAL, OTHER OUTGO - TRANSFERS OF INDIRECT COSTS			87,187.00	265,270.00	36,243.72	473,147.00	(207,877.00)	-78.4%
TOTAL, EXPENDITURES			62,911,593.17	71,406,631.55	34,194,486.71	69,564,821.57	1,841,809.98	2.6%
<b>INTERFUND TRANSFERS</b>								
<b>INTERFUND TRANSFERS IN</b>								
From: Special Reserve Fund		8912	0.00	0.00	0.00	0.00	0.00	0.0%
From: Bond Interest and Redemption Fund		8914	0.00	0.00	0.00	0.00	0.00	0.0%
Other Authorized Interfund Transfers In		8919	0.00	0.00	0.00	0.00	0.00	0.0%
(a) TOTAL, INTERFUND TRANSFERS IN			0.00	0.00	0.00	0.00	0.00	0.0%
<b>INTERFUND TRANSFERS OUT</b>								
To: Child Development Fund		7611	0.00	0.00	0.00	0.00	0.00	0.0%
To: Special Reserve Fund		7612	0.00	0.00	0.00	0.00	0.00	0.0%
To: State School Building Fund/ County School Facilities Fund		7613	0.00	0.00	0.00	0.00	0.00	0.0%
To: Cafeteria Fund		7616	0.00	0.00	0.00	0.00	0.00	0.0%
Other Authorized Interfund Transfers Out		7619	0.00	0.00	0.00	0.00	0.00	0.0%
(b) TOTAL, INTERFUND TRANSFERS OUT			0.00	0.00	0.00	0.00	0.00	0.0%
<b>OTHER SOURCES/USES</b>								
<b>SOURCES</b>								
State Apportionments								
Emergency Apportionments		8931	0.00	0.00	0.00	0.00	0.00	0.0%
Proceeds								
Proceeds from Disposal of Capital Assets		8953	0.00	0.00	0.00	0.00	0.00	0.0%
Other Sources								
Transfers from Funds of Lapsed/Reorganized LEAs		8965	0.00	0.00	0.00	0.00	0.00	0.0%
Long-Term Debt Proceeds								
Proceeds from Certificates of Participation		8971	0.00	0.00	0.00	0.00	0.00	0.0%
Proceeds from Leases		8972	0.00	0.00	0.00	0.00	0.00	0.0%
Proceeds from Lease Revenue Bonds		8973	0.00	0.00	0.00	0.00	0.00	0.0%
Proceeds from SBITAs		8974	0.00	0.00	0.00	0.00	0.00	0.0%
All Other Financing Sources		8979	0.00	0.00	0.00	0.00	0.00	0.0%
(c) TOTAL, SOURCES			0.00	0.00	0.00	0.00	0.00	0.0%
<b>USES</b>								

Description	Resource Codes	Object Codes	Original Budget (A)	Board Approved Operating Budget (B)	Actuals To Date (C)	Projected Year Totals (D)	Difference (Col B & D) (E)	% Diff Column B & D (F)
Transfers of Funds from Lapsed/Reorganized LEAs		7651	0.00	0.00	0.00	0.00	0.00	0.0%
All Other Financing Uses		7699	0.00	0.00	0.00	0.00	0.00	0.0%
(d) TOTAL, USES			0.00	0.00	0.00	0.00	0.00	0.0%
<b>CONTRIBUTIONS</b>								
Contributions from Unrestricted Revenues		8980	20,636,809.00	20,932,245.00	0.00	21,187,856.00	255,611.00	1.2%
Contributions from Restricted Revenues		8990	0.00	0.00	0.00	0.00	0.00	0.0%
(e) TOTAL, CONTRIBUTIONS			20,636,809.00	20,932,245.00	0.00	21,187,856.00	255,611.00	1.2%
TOTAL, OTHER FINANCING SOURCES/USES (a - b + c - d + e)			20,636,809.00	20,932,245.00	0.00	21,187,856.00	(255,611.00)	-1.2%



2024-25 Second Interim  
General Fund  
Summary - Unrestricted/Restricted  
Revenues, Expenditures, and Changes in Fund Balance

Description	Resource Codes	Object Codes	Original Budget (A)	Board Approved Operating Budget (B)	Actuals To Date (C)	Projected Year Totals (D)	Difference (Col B & D) (E)	% Diff Column B & D (F)
<b>A. REVENUES</b>								
1) LCFF Sources		8010-8099	100,364,053.00	100,150,845.00	56,346,265.54	100,231,913.00	81,068.00	0.1%
2) Federal Revenue		8100-8299	13,537,808.70	17,408,368.00	10,389,299.37	17,701,616.00	293,248.00	1.7%
3) Other State Revenue		8300-8599	22,325,730.41	23,594,345.00	3,962,939.16	23,592,514.00	(1,831.00)	0.0%
4) Other Local Revenue		8600-8799	6,639,084.30	6,720,322.69	6,309,467.24	9,851,841.00	3,131,518.31	46.6%
5) TOTAL, REVENUES			142,866,676.41	147,873,880.69	77,007,971.31	151,377,884.00		
<b>B. EXPENDITURES</b>								
1) Certificated Salaries		1000-1999	56,882,797.00	56,014,425.00	26,148,768.62	53,259,071.90	2,755,353.10	4.9%
2) Classified Salaries		2000-2999	19,627,864.46	19,790,868.00	10,069,289.05	20,290,900.38	(500,032.38)	-2.5%
3) Employee Benefits		3000-3999	33,208,319.02	32,398,613.70	13,335,412.94	32,526,954.00	(128,340.30)	-0.4%
4) Books and Supplies		4000-4999	7,773,896.48	12,653,904.57	6,220,494.74	11,850,380.59	803,523.98	6.4%
5) Services and Other Operating Expenditures		5000-5999	30,552,104.41	33,162,111.74	12,442,604.13	31,665,240.00	1,496,871.74	4.5%
6) Capital Outlay		6000-6999	6,394,076.82	8,588,333.69	8,161,927.86	8,467,992.69	120,341.00	1.4%
7) Other Outgo (excluding Transfers of Indirect Costs)		7100-7299 7400-7499	1,195,433.00	1,195,433.00	527,436.82	1,195,433.00	0.00	0.0%
8) Other Outgo - Transfers of Indirect Costs		7300-7399	(311,382.00)	(310,659.00)	0.00	(368,728.00)	58,069.00	-18.7%
9) TOTAL, EXPENDITURES			155,323,109.19	163,493,030.70	76,905,934.16	158,887,244.56		
<b>C. EXCESS (DEFICIENCY) OF REVENUES OVER EXPENDITURES BEFORE OTHER FINANCING SOURCES AND USES (A5 - B9)</b>			(12,456,432.78)	(15,619,150.01)	102,037.15	(7,509,360.56)		
<b>D. OTHER FINANCING SOURCES/USES</b>								
1) Interfund Transfers								
a) Transfers In		8900-8929	0.00	0.00	0.00	0.00	0.00	0.0%
b) Transfers Out		7600-7629	1,000,000.00	1,000,000.00	0.00	1,000,000.00	0.00	0.0%
2) Other Sources/Uses								
a) Sources		8930-8979	0.00	0.00	0.00	0.00	0.00	0.0%
b) Uses		7630-7699	0.00	0.00	0.00	0.00	0.00	0.0%
3) Contributions		8980-8999	0.00	0.00	0.00	0.00	0.00	0.0%
4) TOTAL, OTHER FINANCING SOURCES/USES			(1,000,000.00)	(1,000,000.00)	0.00	(1,000,000.00)		
<b>E. NET INCREASE (DECREASE) IN FUND BALANCE (C + D4)</b>			(13,456,432.78)	(16,619,150.01)	102,037.15	(8,509,360.56)		
<b>F. FUND BALANCE, RESERVES</b>								
1) Beginning Fund Balance								
a) As of July 1 - Unaudited		9791	75,062,552.59	78,019,272.69		78,019,272.69	0.00	0.0%
b) Audit Adjustments		9793	0.00	0.00		0.00	0.00	0.0%
c) As of July 1 - Audited (F1a + F1b)			75,062,552.59	78,019,272.69		78,019,272.69		
d) Other Restatements		9795	0.00	0.00		0.00	0.00	0.0%
e) Adjusted Beginning Balance (F1c + F1d)			75,062,552.59	78,019,272.69		78,019,272.69		
2) Ending Balance, June 30 (E + F1e)			61,606,119.81	61,400,122.68		69,509,912.13		
Components of Ending Fund Balance								
a) Nonspendable								
Revolving Cash		9711	25,000.00	25,000.00		25,000.00		
Stores		9712	0.00	0.00		0.00		
Prepaid Items		9713	0.00	0.00		0.00		
All Others		9719	0.00	0.00		0.00		

2024-25 Second Interim  
General Fund  
Summary - Unrestricted/Restricted  
Revenues, Expenditures, and Changes in Fund Balance

Description	Resource Codes	Object Codes	Original Budget (A)	Board Approved Operating Budget (B)	Actuals To Date (C)	Projected Year Totals (D)	Difference (Col B & D) (E)	% Diff Column B & D (F)
b) Restricted		9740	47,751,474.85	36,774,452.16		40,924,130.38		
c) Committed								
Stabilization Arrangements		9750	0.00	0.00		0.00		
Other Commitments		9760	9,139,950.96	19,665,878.81		23,764,164.09		
d) Assigned								
Other Assignments		9780	0.00	0.00		0.00		
e) Unassigned/Unappropriated								
Reserve for Economic Uncertainties		9789	4,689,694.00	4,934,792.00		4,796,618.00		
Unassigned/Unappropriated Amount		9790	0.00	(.29)		(.34)		
<b>LCFF SOURCES</b>								
Principal Apportionment								
State Aid - Current Year		8011	58,837,203.00	67,550,822.00	39,364,007.00	64,842,431.00	(2,708,391.00)	-4.0%
Education Protection Account State Aid - Current Year		8012	21,839,464.00	11,932,355.00	6,436,858.00	12,601,795.00	669,440.00	5.6%
State Aid - Prior Years		8019	0.00	0.00	1,241,797.00	0.00	0.00	0.0%
Tax Relief Subventions								
Homeowners' Exemptions		8021	47,853.00	47,842.00	23,502.85	47,842.00	0.00	0.0%
Timber Yield Tax		8022	0.00	0.00	0.00	0.00	0.00	0.0%
Other Subventions/In-Lieu Taxes		8029	7.00	7.00	0.00	7.00	0.00	0.0%
County & District Taxes								
Secured Roll Taxes		8041	12,624,100.00	12,621,600.00	6,858,358.31	13,252,680.00	631,080.00	5.0%
Unsecured Roll Taxes		8042	0.00	0.00	0.00	0.00	0.00	0.0%
Prior Years' Taxes		8043	164,335.00	438,886.00	182,526.34	311,910.00	(126,976.00)	-28.9%
Supplemental Taxes		8044	54,300.00	365,393.00	(20,872.06)	365,393.00	0.00	0.0%
Education Revenue Augmentation Fund (ERAF)		8045	5,750,610.00	6,122,997.00	251,150.45	4,983,006.00	(1,139,991.00)	-18.6%
Community Redevelopment Funds (SB 617/699/1992)		8047	1,046,181.00	1,071,475.00	2,004,975.29	3,826,849.00	2,755,374.00	257.2%
Penalties and Interest from Delinquent Taxes		8048	0.00	0.00	3,469.36	0.00	0.00	0.0%
Miscellaneous Funds (EC 41604)								
Royalties and Bonuses		8081	0.00	0.00	0.00	0.00	0.00	0.0%
Other In-Lieu Taxes		8082	0.00	0.00	0.00	0.00	0.00	0.0%
Less: Non-LCFF (50%) Adjustment		8089	0.00	0.00	0.00	0.00	0.00	0.0%
Subtotal, LCFF Sources			100,364,053.00	100,151,377.00	56,345,772.54	100,231,913.00	80,536.00	0.1%
LCFF Transfers								
Unrestricted LCFF								
Transfers - Current Year	0000	8091	0.00	0.00	0.00	0.00	0.00	0.0%
All Other LCFF Transfers - Current Year	All Other	8091	0.00	0.00	0.00	0.00	0.00	0.0%
Transfers to Charter Schools in Lieu of Property Taxes		8096	0.00	(532.00)	493.00	0.00	532.00	-100.0%
Property Taxes Transfers		8097	0.00	0.00	0.00	0.00	0.00	0.0%
LCFF/Revenue Limit Transfers - Prior Years		8099	0.00	0.00	0.00	0.00	0.00	0.0%
TOTAL, LCFF SOURCES			100,364,053.00	100,150,845.00	56,346,265.54	100,231,913.00	81,068.00	0.1%
<b>FEDERAL REVENUE</b>								
Maintenance and Operations		8110	0.00	0.00	0.00	0.00	0.00	0.0%
Special Education Entitlement		8181	1,699,598.00	1,720,516.00	(1,018,102.18)	1,914,229.00	193,713.00	11.3%

2024-25 Second Interim  
General Fund  
Summary - Unrestricted/Restricted  
Revenues, Expenditures, and Changes in Fund Balance

Description	Resource Codes	Object Codes	Original Budget (A)	Board Approved Operating Budget (B)	Actuals To Date (C)	Projected Year Totals (D)	Difference (Col B & D) (E)	% Diff Column B & D (F)
Special Education Discretionary Grants		8182	246,903.00	311,321.00	(56,865.00)	310,034.00	(1,287.00)	-0.4%
Child Nutrition Programs		8220	0.00	0.00	0.00	0.00	0.00	0.0%
Donated Food Commodities		8221	0.00	0.00	0.00	0.00	0.00	0.0%
Forest Reserve Funds		8260	0.00	0.00	0.00	0.00	0.00	0.0%
Flood Control Funds		8270	0.00	0.00	0.00	0.00	0.00	0.0%
Wildlife Reserve Funds		8280	0.00	0.00	0.00	0.00	0.00	0.0%
FEMA		8281	0.00	0.00	0.00	0.00	0.00	0.0%
Interagency Contracts Between LEAs		8285	0.00	0.00	0.00	0.00	0.00	0.0%
Pass-Through Revenues from Federal Sources		8287	0.00	0.00	0.00	0.00	0.00	0.0%
Title I, Part A, Basic	3010	8290	2,895,412.00	4,077,704.00	2,687,818.10	4,170,610.00	92,906.00	2.3%
Title I, Part D, Local Delinquent Programs	3025	8290	0.00	0.00	0.00	0.00	0.00	0.0%
Title II, Part A, Supporting Effective Instruction	4035	8290	371,238.00	690,340.00	401,466.36	698,084.00	7,744.00	1.1%
Title III, Immigrant Student Program	4201	8290	31,093.00	29,099.00	17,791.18	29,099.00	0.00	0.0%
Title III, English Learner Program	4203	8290	216,490.00	280,463.00	165,517.99	280,463.00	0.00	0.0%
Public Charter Schools Grant Program (PCSGP)	4610	8290	0.00	0.00	0.00	0.00	0.00	0.0%
Every Student Succeeds Act	3040, 3060, 3061, 3110, 3150, 3155, 3182, 4037, 4123, 4124, 4126, 4127, 4128, 5630	8290	1,046,173.00	1,450,155.00	168,029.17	1,450,327.00	172.00	0.0%
Career and Technical Education	3500-3599	8290	114,168.00	110,765.00	(61,667.00)	110,765.00	0.00	0.0%
All Other Federal Revenue	All Other	8290	6,916,733.70	8,738,005.00	8,085,310.75	8,738,005.00	0.00	0.0%
<b>TOTAL, FEDERAL REVENUE</b>			<b>13,537,808.70</b>	<b>17,408,368.00</b>	<b>10,389,299.37</b>	<b>17,701,616.00</b>	<b>293,248.00</b>	<b>1.7%</b>
<b>OTHER STATE REVENUE</b>								
Other State Apportionments								
ROC/P Entitlement								
Prior Years	6360	8319	0.00	0.00	0.00	0.00	0.00	0.0%
Special Education Master Plan								
Current Year	6500	8311	0.00	0.00	0.00	0.00	0.00	0.0%
Prior Years	6500	8319	0.00	0.00	0.00	0.00	0.00	0.0%
All Other State Apportionments - Current Year	All Other	8311	0.00	0.00	0.00	0.00	0.00	0.0%
All Other State Apportionments - Prior Years	All Other	8319	0.00	0.00	0.00	0.00	0.00	0.0%
Child Nutrition Programs		8520	0.00	0.00	0.00	0.00	0.00	0.0%
Mandated Costs Reimbursements		8550	291,119.00	279,597.00	279,597.00	279,597.00	0.00	0.0%
Lottery - Unrestricted and Instructional Materials		8560	1,466,388.00	1,663,142.00	426,535.55	1,663,142.00	0.00	0.0%
Tax Relief Subventions								
Restricted Levies - Other								
Homeowners' Exemptions		8575	0.00	0.00	0.00	0.00	0.00	0.0%
Other Subventions/In-Lieu Taxes		8576	0.00	0.00	0.00	0.00	0.00	0.0%
Pass-Through Revenues from State Sources		8587	0.00	0.00	0.00	0.00	0.00	0.0%
After School Education and Safety (ASES)	6010	8590	1,311,267.00	1,373,131.00	180,843.85	1,373,131.00	0.00	0.0%
Charter School Facility Grant	6030	8590	0.00	0.00	0.00	0.00	0.00	0.0%

Description	Resource Codes	Object Codes	Original Budget (A)	Board Approved Operating Budget (B)	Actuals To Date (C)	Projected Year Totals (D)	Difference (Col B & D) (E)	% Diff Column B & D (F)
Career Technical Education Incentive Grant Program	6387	8590	602,615.00	574,831.00	483,399.75	574,831.00	0.00	0.0%
Drug/Alcohol/Tobacco Funds	6650, 6690, 6695	8590	0.00	0.00	0.00	0.00	0.00	0.0%
California Clean Energy Jobs Act	6230	8590	0.00	0.00	0.00	0.00	0.00	0.0%
Specialized Secondary	7370	8590	0.00	37,088.00	37,088.23	0.00	(37,088.00)	-100.0%
American Indian Early Childhood Education	7210	8590	0.00	0.00	0.00	0.00	0.00	0.0%
All Other State Revenue	All Other	8590	18,654,341.41	19,666,556.00	2,555,474.78	19,701,813.00	35,257.00	0.2%
<b>TOTAL, OTHER STATE REVENUE</b>			<b>22,325,730.41</b>	<b>23,594,345.00</b>	<b>3,962,939.16</b>	<b>23,592,514.00</b>	<b>(1,831.00)</b>	<b>0.0%</b>
<b>OTHER LOCAL REVENUE</b>								
Other Local Revenue								
County and District Taxes								
Other Restricted Levies								
Secured Roll		8615	0.00	0.00	0.00	0.00	0.00	0.0%
Unsecured Roll		8616	0.00	0.00	0.00	0.00	0.00	0.0%
Prior Years' Taxes		8617	0.00	0.00	0.00	0.00	0.00	0.0%
Supplemental Taxes		8618	0.00	0.00	0.00	0.00	0.00	0.0%
Non-Ad Valorem Taxes								
Parcel Taxes		8621	0.00	0.00	0.00	0.00	0.00	0.0%
Other		8622	0.00	0.00	0.00	0.00	0.00	0.0%
Community Redevelopment Funds Not Subject to LCFF Deduction		8625	0.00	0.00	845,906.51	0.00	0.00	0.0%
Penalties and Interest from Delinquent Non-LCFF Taxes		8629	0.00	0.00	0.00	0.00	0.00	0.0%
Sales								
Sale of Equipment/Supplies		8631	0.00	0.00	0.00	0.00	0.00	0.0%
Sale of Publications		8632	0.00	0.00	0.00	0.00	0.00	0.0%
Food Service Sales		8634	0.00	0.00	0.00	0.00	0.00	0.0%
All Other Sales		8639	0.00	0.00	0.00	0.00	0.00	0.0%
Leases and Rentals		8650	0.00	0.00	0.00	0.00	0.00	0.0%
Interest		8660	1,000,000.00	1,000,000.00	747,475.82	2,122,017.00	1,122,017.00	112.2%
Net Increase (Decrease) in the Fair Value of Investments		8662	0.00	0.00	0.00	0.00	0.00	0.0%
Fees and Contracts								
Adult Education Fees		8671	0.00	0.00	0.00	0.00	0.00	0.0%
Non-Resident Students		8672	0.00	0.00	0.00	0.00	0.00	0.0%
Transportation Fees From Individuals		8675	0.00	0.00	0.00	0.00	0.00	0.0%
Interagency Services		8677	0.00	0.00	1,109,282.96	0.00	0.00	0.0%
Mitigation/Developer Fees		8681	0.00	0.00	0.00	0.00	0.00	0.0%
All Other Fees and Contracts		8689	0.00	25,861.81	25,861.81	25,861.00	(.81)	0.0%
Other Local Revenue								
Plus: Misc Funds Non-LCFF (50%) Adjustment		8691	0.00	0.00	0.00	0.00	0.00	0.0%
Pass-Through Revenues From Local Sources		8697	0.00	0.00	0.00	0.00	0.00	0.0%
All Other Local Revenue		8699	467,644.30	523,020.88	2,207,886.03	2,265,679.00	1,742,658.12	333.2%
Tuition		8710	602,568.00	602,568.00	(1,118,693.96)	602,568.00	0.00	0.0%
All Other Transfers In		8781-8783	0.00	0.00	0.00	0.00	0.00	0.0%
Transfers Of Apportionments								
Special Education SELPA Transfers								

2024-25 Second Interim  
General Fund  
Summary - Unrestricted/Restricted  
Revenues, Expenditures, and Changes in Fund Balance

Description	Resource Codes	Object Codes	Original Budget (A)	Board Approved Operating Budget (B)	Actuals To Date (C)	Projected Year Totals (D)	Difference (Col B & D) (E)	% Diff Column B & D (F)
From Districts or Charter Schools	6500	8791	4,568,872.00	4,568,872.00	2,491,748.07	4,835,716.00	266,844.00	5.8%
From County Offices	6500	8792	0.00	0.00	0.00	0.00	0.00	0.0%
From JPAs	6500	8793	0.00	0.00	0.00	0.00	0.00	0.0%
ROC/P Transfers								
From Districts or Charter Schools	6360	8791	0.00	0.00	0.00	0.00	0.00	0.0%
From County Offices	6360	8792	0.00	0.00	0.00	0.00	0.00	0.0%
From JPAs	6360	8793	0.00	0.00	0.00	0.00	0.00	0.0%
Other Transfers of Apportionments								
From Districts or Charter Schools	All Other	8791	0.00	0.00	0.00	0.00	0.00	0.0%
From County Offices	All Other	8792	0.00	0.00	0.00	0.00	0.00	0.0%
From JPAs	All Other	8793	0.00	0.00	0.00	0.00	0.00	0.0%
All Other Transfers In from All Others		8799	0.00	0.00	0.00	0.00	0.00	0.0%
<b>TOTAL, OTHER LOCAL REVENUE</b>			<b>6,639,084.30</b>	<b>6,720,322.69</b>	<b>6,309,467.24</b>	<b>9,851,841.00</b>	<b>3,131,518.31</b>	<b>46.6%</b>
<b>TOTAL, REVENUES</b>			<b>142,866,676.41</b>	<b>147,873,880.69</b>	<b>77,007,971.31</b>	<b>151,377,884.00</b>	<b>3,504,003.31</b>	<b>2.4%</b>
<b>CERTIFICATED SALARIES</b>								
Certificated Teachers' Salaries		1100	42,884,007.00	42,507,990.00	20,005,667.28	40,715,083.30	1,792,906.70	4.2%
Certificated Pupil Support Salaries		1200	4,968,435.00	4,098,214.00	2,039,656.18	4,283,129.00	(184,915.00)	-4.5%
Certificated Supervisors' and Administrators' Salaries		1300	4,408,910.00	5,024,781.00	2,363,188.76	4,761,181.60	263,599.40	5.2%
Other Certificated Salaries		1900	4,621,445.00	4,383,440.00	1,740,256.40	3,499,678.00	883,762.00	20.2%
<b>TOTAL, CERTIFICATED SALARIES</b>			<b>56,882,797.00</b>	<b>56,014,425.00</b>	<b>26,148,768.62</b>	<b>53,259,071.90</b>	<b>2,755,353.10</b>	<b>4.9%</b>
<b>CLASSIFIED SALARIES</b>								
Classified Instructional Salaries		2100	3,651,017.00	3,807,092.00	1,930,914.83	4,019,710.69	(212,618.69)	-5.6%
Classified Support Salaries		2200	7,870,991.46	8,071,071.00	4,099,569.66	8,320,865.40	(249,794.40)	-3.1%
Classified Supervisors' and Administrators' Salaries		2300	1,292,049.00	1,475,024.00	788,695.44	1,431,019.00	44,005.00	3.0%
Clerical, Technical and Office Salaries		2400	5,829,795.00	5,527,839.00	2,785,002.88	5,557,846.29	(30,007.29)	-0.5%
Other Classified Salaries		2900	984,012.00	909,842.00	465,106.24	961,459.00	(51,617.00)	-5.7%
<b>TOTAL, CLASSIFIED SALARIES</b>			<b>19,627,864.46</b>	<b>19,790,868.00</b>	<b>10,069,289.05</b>	<b>20,290,900.38</b>	<b>(500,032.38)</b>	<b>-2.5%</b>
<b>EMPLOYEE BENEFITS</b>								
STRS		3101-3102	15,751,926.00	15,373,820.00	4,839,448.44	14,937,142.00	436,678.00	2.8%
PERS		3201-3202	4,901,331.00	4,846,170.00	2,306,493.52	4,869,229.00	(23,059.00)	-0.5%
OASDI/Medicare/Alternative		3301-3302	2,348,708.00	2,324,674.00	1,145,309.25	2,340,468.00	(15,794.00)	-0.7%
Health and Welfare Benefits		3401-3402	5,164,311.01	5,451,695.10	2,398,638.79	6,020,225.00	(568,529.90)	-10.4%
Unemployment Insurance		3501-3502	39,186.00	38,283.00	17,747.11	37,172.00	1,111.00	2.9%
Workers' Compensation		3601-3602	3,081,255.00	3,003,892.00	1,450,633.08	2,969,077.00	34,815.00	1.2%
OPEB, Allocated		3701-3702	1,020,000.00	1,020,000.00	1,165,474.99	1,020,000.00	0.00	0.0%
OPEB, Active Employees		3751-3752	0.00	0.00	0.00	0.00	0.00	0.0%
Other Employee Benefits		3901-3902	901,602.01	340,079.60	11,667.76	333,641.00	6,438.60	1.9%
<b>TOTAL, EMPLOYEE BENEFITS</b>			<b>33,208,319.02</b>	<b>32,398,613.70</b>	<b>13,335,412.94</b>	<b>32,526,954.00</b>	<b>(128,340.30)</b>	<b>-0.4%</b>
<b>BOOKS AND SUPPLIES</b>								
Approved Textbooks and Core Curricula Materials		4100	1,326,054.48	1,326,054.00	100,563.62	1,320,856.00	5,198.00	0.4%
Books and Other Reference Materials		4200	154,672.00	179,672.00	19,271.95	176,250.00	3,422.00	1.9%
Materials and Supplies		4300	3,937,260.00	7,466,154.26	3,302,784.82	7,049,526.22	416,628.04	5.6%
Noncapitalized Equipment		4400	2,355,910.00	3,659,983.31	2,793,399.10	3,289,272.37	370,710.94	10.1%
Food		4700	0.00	22,041.00	4,475.25	14,476.00	7,565.00	34.3%
<b>TOTAL, BOOKS AND SUPPLIES</b>			<b>7,773,896.48</b>	<b>12,653,904.57</b>	<b>6,220,494.74</b>	<b>11,850,380.59</b>	<b>803,523.98</b>	<b>6.4%</b>

Description	Resource Codes	Object Codes	Original Budget (A)	Board Approved Operating Budget (B)	Actuals To Date (C)	Projected Year Totals (D)	Difference (Col B & D) (E)	% Diff Column B & D (F)
<b>SERVICES AND OTHER OPERATING EXPENDITURES</b>								
Subagreements for Services		5100	9,203,557.00	9,672,115.00	5,364,540.26	9,883,938.00	(211,823.00)	-2.2%
Travel and Conferences		5200	1,018,470.72	968,644.74	184,764.12	612,137.00	356,507.74	36.8%
Dues and Memberships		5300	75,145.00	85,838.00	59,760.75	94,308.00	(8,470.00)	-9.9%
Insurance		5400-5450	1,000,000.00	1,000,000.00	0.00	1,081,087.00	(81,087.00)	-8.1%
Operations and Housekeeping Services		5500	2,436,005.00	2,452,457.00	1,061,930.53	2,484,706.00	(32,249.00)	-1.3%
Rentals, Leases, Repairs, and Noncapitalized Improvements		5600	870,755.00	1,287,189.00	449,454.47	1,313,472.00	(26,283.00)	-2.0%
Transfers of Direct Costs		5710	0.00	0.00	0.00	0.00	0.00	0.0%
Transfers of Direct Costs - Interfund		5750	23,166.00	23,316.00	15,177.55	21,731.00	1,585.00	6.8%
Professional/Consulting Services and Operating Expenditures		5800	15,130,759.69	16,663,306.00	4,984,363.28	15,171,615.00	1,491,691.00	9.0%
Communications		5900	794,246.00	1,009,246.00	322,613.17	1,002,246.00	7,000.00	0.7%
<b>TOTAL, SERVICES AND OTHER OPERATING EXPENDITURES</b>			<b>30,552,104.41</b>	<b>33,162,111.74</b>	<b>12,442,604.13</b>	<b>31,665,240.00</b>	<b>1,496,871.74</b>	<b>4.5%</b>
<b>CAPITAL OUTLAY</b>								
Land		6100	0.00	0.00	0.00	0.00	0.00	0.0%
Land Improvements		6170	0.00	0.00	0.00	0.00	0.00	0.0%
Buildings and Improvements of Buildings		6200	0.00	349,416.00	685,767.63	369,416.00	(20,000.00)	-5.7%
Books and Media for New School Libraries or Major Expansion of School Libraries		6300	0.00	0.00	0.00	0.00	0.00	0.0%
Equipment		6400	6,339,444.00	7,611,379.69	4,994,463.73	7,484,039.69	127,340.00	1.7%
Equipment Replacement		6500	54,632.82	627,538.00	2,481,696.50	614,537.00	13,001.00	2.1%
Lease Assets		6600	0.00	0.00	0.00	0.00	0.00	0.0%
Subscription Assets		6700	0.00	0.00	0.00	0.00	0.00	0.0%
<b>TOTAL, CAPITAL OUTLAY</b>			<b>6,394,076.82</b>	<b>8,588,333.69</b>	<b>8,161,927.86</b>	<b>8,467,992.69</b>	<b>120,341.00</b>	<b>1.4%</b>
<b>OTHER OUTGO (excluding Transfers of Indirect Costs)</b>								
Tuition								
Tuition for Instruction Under Interdistrict Attendance Agreements								
		7110	800,000.00	800,000.00	438,636.48	800,000.00	0.00	0.0%
		7130	0.00	0.00	0.00	0.00	0.00	0.0%
Tuition, Excess Costs, and/or Deficit Payments								
		7141	85,000.00	85,000.00	(48,680.66)	85,000.00	0.00	0.0%
		7142	310,433.00	310,433.00	137,481.00	310,433.00	0.00	0.0%
		7143	0.00	0.00	0.00	0.00	0.00	0.0%
Transfers of Pass-Through Revenues								
		7211	0.00	0.00	0.00	0.00	0.00	0.0%
		7212	0.00	0.00	0.00	0.00	0.00	0.0%
		7213	0.00	0.00	0.00	0.00	0.00	0.0%
Special Education SELPA Transfers of Apportionments								
	6500	7221	0.00	0.00	0.00	0.00	0.00	0.0%
	6500	7222	0.00	0.00	0.00	0.00	0.00	0.0%
	6500	7223	0.00	0.00	0.00	0.00	0.00	0.0%
ROC/P Transfers of Apportionments								
	6360	7221	0.00	0.00	0.00	0.00	0.00	0.0%
	6360	7222	0.00	0.00	0.00	0.00	0.00	0.0%

2024-25 Second Interim  
General Fund  
Summary - Unrestricted/Restricted  
Revenues, Expenditures, and Changes in Fund Balance

Description	Resource Codes	Object Codes	Original Budget (A)	Board Approved Operating Budget (B)	Actuals To Date (C)	Projected Year Totals (D)	Difference (Col B & D) (E)	% Diff Column B & D (F)
To JPAs	6360	7223	0.00	0.00	0.00	0.00	0.00	0.0%
Other Transfers of Apportionments	All Other	7221-7223	0.00	0.00	0.00	0.00	0.00	0.0%
All Other Transfers		7281-7283	0.00	0.00	0.00	0.00	0.00	0.0%
All Other Transfers Out to All Others		7299	0.00	0.00	0.00	0.00	0.00	0.0%
Debt Service								
Debt Service - Interest		7438	0.00	0.00	0.00	0.00	0.00	0.0%
Other Debt Service - Principal		7439	0.00	0.00	0.00	0.00	0.00	0.0%
TOTAL, OTHER OUTGO (excluding Transfers of Indirect Costs)			1,195,433.00	1,195,433.00	527,436.82	1,195,433.00	0.00	0.0%
<b>OTHER OUTGO - TRANSFERS OF INDIRECT COSTS</b>								
Transfers of Indirect Costs		7310	0.00	0.00	0.00	0.00		
Transfers of Indirect Costs - Interfund		7350	(311,382.00)	(310,659.00)	0.00	(368,728.00)	58,069.00	-18.7%
TOTAL, OTHER OUTGO - TRANSFERS OF INDIRECT COSTS			(311,382.00)	(310,659.00)	0.00	(368,728.00)	58,069.00	-18.7%
TOTAL, EXPENDITURES			155,323,109.19	163,493,030.70	76,905,934.16	158,887,244.56	4,605,786.14	2.8%
<b>INTERFUND TRANSFERS</b>								
<b>INTERFUND TRANSFERS IN</b>								
From: Special Reserve Fund		8912	0.00	0.00	0.00	0.00	0.00	0.0%
From: Bond Interest and Redemption Fund		8914	0.00	0.00	0.00	0.00	0.00	0.0%
Other Authorized Interfund Transfers In		8919	0.00	0.00	0.00	0.00	0.00	0.0%
(a) TOTAL, INTERFUND TRANSFERS IN			0.00	0.00	0.00	0.00	0.00	0.0%
<b>INTERFUND TRANSFERS OUT</b>								
To: Child Development Fund		7611	0.00	0.00	0.00	0.00	0.00	0.0%
To: Special Reserve Fund		7612	0.00	0.00	0.00	0.00	0.00	0.0%
To: State School Building Fund/ County School Facilities Fund		7613	0.00	0.00	0.00	0.00	0.00	0.0%
To: Cafeteria Fund		7616	0.00	0.00	0.00	0.00	0.00	0.0%
Other Authorized Interfund Transfers Out		7619	1,000,000.00	1,000,000.00	0.00	1,000,000.00	0.00	0.0%
(b) TOTAL, INTERFUND TRANSFERS OUT			1,000,000.00	1,000,000.00	0.00	1,000,000.00	0.00	0.0%
<b>OTHER SOURCES/USES</b>								
<b>SOURCES</b>								
State Apportionments								
Emergency Apportionments		8931	0.00	0.00	0.00	0.00	0.00	0.0%
Proceeds								
Proceeds from Disposal of Capital Assets		8953	0.00	0.00	0.00	0.00	0.00	0.0%
Other Sources								
Transfers from Funds of Lapsed/Reorganized LEAs		8965	0.00	0.00	0.00	0.00	0.00	0.0%
Long-Term Debt Proceeds								
Proceeds from Certificates of Participation		8971	0.00	0.00	0.00	0.00	0.00	0.0%
Proceeds from Leases		8972	0.00	0.00	0.00	0.00	0.00	0.0%
Proceeds from Lease Revenue Bonds		8973	0.00	0.00	0.00	0.00	0.00	0.0%
Proceeds from SBITAs		8974	0.00	0.00	0.00	0.00	0.00	0.0%
All Other Financing Sources		8979	0.00	0.00	0.00	0.00	0.00	0.0%
(c) TOTAL, SOURCES			0.00	0.00	0.00	0.00	0.00	0.0%
<b>USES</b>								

2024-25 Second Interim  
General Fund  
Summary - Unrestricted/Restricted  
Revenues, Expenditures, and Changes in Fund Balance

Description	Resource Codes	Object Codes	Original Budget (A)	Board Approved Operating Budget (B)	Actuals To Date (C)	Projected Year Totals (D)	Difference (Col B & D) (E)	% Diff Column B & D (F)
Transfers of Funds from Lapsed/Reorganized LEAs		7651	0.00	0.00	0.00	0.00	0.00	0.0%
All Other Financing Uses		7699	0.00	0.00	0.00	0.00	0.00	0.0%
(d) TOTAL, USES			0.00	0.00	0.00	0.00	0.00	0.0%
<b>CONTRIBUTIONS</b>								
Contributions from Unrestricted Revenues		8980	0.00	0.00	0.00	0.00		
Contributions from Restricted Revenues		8990	0.00	0.00	0.00	0.00		
(e) TOTAL, CONTRIBUTIONS			0.00	0.00	0.00	0.00	0.00	0.0%
TOTAL, OTHER FINANCING SOURCES/USES (a - b + c - d + e)			(1,000,000.00)	(1,000,000.00)	0.00	(1,000,000.00)	0.00	0.0%



Resource	Description	2024-25 Projected Totals
2600	Expanded Learning Opportunities Program	8,845,784.35
5810	Other Restricted Federal	8,334.00
6053	Early Education: Universal Prekindergarten (UPK) Planning and Implementation Grant Program - Universal Prekindergarten Planning Grants	309,107.00
6266	Educator Effectiveness, FY 2021-22	1,671,919.71
6300	Lottery: Instructional Materials	335,348.16
6332	CA Community Schools Partnership Act - Implementation Grant	9,764,099.16
6387	Career Technical Education Incentive Grant Program	.43
6546	Mental Health-Related Services	29,382.84
6547	Special Education Early Intervention Preschool Grant	530,766.69
6762	Arts, Music, and Instructional Materials Discretionary Block Grant	3,291,157.57
6770	Arts and Music in Schools (AMS)-Funding Guarantee and Accountability Act (Prop 28)	2,129,757.00
7029	Child Nutrition: Food Service Staff Training Funds	.82
7032	Child Nutrition: Kitchen Infrastructure and Training Funds - 2022 KIT Funds	.89
7339	Dual Enrollment Opportunities	.52
7399	LCFF Equity Multiplier	225,255.00
7412	A-G Access/Success Grant	.67
7413	A-G Learning Loss Mitigation Grant	.73
7425	Expanded Learning Opportunities (ELO) Grant	.50
7426	Expanded Learning Opportunities (ELO) Grant: Paraprofessional Staff	.68
7435	Learning Recovery Emergency Block Grant	8,544,960.28
8150	Ongoing & Major Maintenance Account (RMA: Education Code Section 17070.75)	53,305.00
9010	Other Restricted Local	5,184,948.38
Total, Restricted Balance		40,924,130.38



Description	Resource Codes	Object Codes	Original Budget (A)	Board Approved Operating Budget (B)	Actuals To Date (C)	Projected Year Totals (D)	Difference (Col B & D) (E)	% Diff Column B & D (F)
<b>A. REVENUES</b>								
1) LCFF Sources		8010-8099	0.00	0.00	0.00	0.00	0.00	0.0%
2) Federal Revenue		8100-8299	0.00	0.00	0.00	0.00	0.00	0.0%
3) Other State Revenue		8300-8599	0.00	0.00	0.00	0.00	0.00	0.0%
4) Other Local Revenue		8600-8799	400,000.00	364,596.00	0.00	364,596.00	0.00	0.0%
5) TOTAL, REVENUES			400,000.00	364,596.00	0.00	364,596.00		
<b>B. EXPENDITURES</b>								
1) Certificated Salaries		1000-1999	0.00	0.00	0.00	0.00	0.00	0.0%
2) Classified Salaries		2000-2999	0.00	0.00	0.00	0.00	0.00	0.0%
3) Employee Benefits		3000-3999	0.00	0.00	0.00	0.00	0.00	0.0%
4) Books and Supplies		4000-4999	300,000.00	397,780.00	0.00	397,780.00	0.00	0.0%
5) Services and Other Operating Expenditures		5000-5999	100,000.00	0.00	0.00	0.00	0.00	0.0%
6) Capital Outlay		6000-6999	0.00	0.00	0.00	0.00	0.00	0.0%
7) Other Outgo (excluding Transfers of Indirect Costs)		7100-7299, 7400-7499	0.00	0.00	0.00	0.00	0.00	0.0%
8) Other Outgo - Transfers of Indirect Costs		7300-7399	0.00	0.00	0.00	0.00	0.00	0.0%
9) TOTAL, EXPENDITURES			400,000.00	397,780.00	0.00	397,780.00		
<b>C. EXCESS (DEFICIENCY) OF REVENUES OVER EXPENSES BEFORE OTHER FINANCING SOURCES AND USES (A5 - B9)</b>			0.00	(33,184.00)	0.00	(33,184.00)		
<b>D. OTHER FINANCING SOURCES/USES</b>								
1) Interfund Transfers								
a) Transfers In		8900-8929	0.00	0.00	0.00	0.00	0.00	0.0%
b) Transfers Out		7600-7629	0.00	0.00	0.00	0.00	0.00	0.0%
2) Other Sources/Uses								
a) Sources		8930-8979	0.00	0.00	0.00	0.00	0.00	0.0%
b) Uses		7630-7699	0.00	0.00	0.00	0.00	0.00	0.0%
3) Contributions		8980-8999	0.00	0.00	0.00	0.00	0.00	0.0%
4) TOTAL, OTHER FINANCING SOURCES/USES			0.00	0.00	0.00	0.00		
<b>E. NET INCREASE (DECREASE) IN FUND BALANCE (C + D4)</b>			0.00	(33,184.00)	0.00	(33,184.00)		

Description	Resource Codes	Object Codes	Original Budget (A)	Board Approved Operating Budget (B)	Actuals To Date (C)	Projected Year Totals (D)	Difference (Col B & D) (E)	% Diff Column B & D (F)
<b>F. FUND BALANCE, RESERVES</b>								
1) Beginning Fund Balance								
a) As of July 1 - Unaudited		9791	281,518.26	308,279.08		308,279.08	0.00	0.0%
b) Audit Adjustments		9793	0.00	0.00		0.00	0.00	0.0%
c) As of July 1 - Audited (F1a + F1b)			281,518.26	308,279.08		308,279.08		
d) Other Restatements		9795	0.00	0.00		0.00	0.00	0.0%
e) Adjusted Beginning Balance (F1c + F1d)			281,518.26	308,279.08		308,279.08		
2) Ending Balance, June 30 (E + F1e)			281,518.26	275,095.08		275,095.08		
Components of Ending Fund Balance								
a) Nonspendable								
Revolving Cash		9711	0.00	0.00		0.00		
Stores		9712	0.00	0.00		0.00		
Prepaid Items		9713	0.00	0.00		0.00		
All Others		9719	0.00	0.00		0.00		
b) Restricted		9740	281,518.26	275,095.08		275,095.08		
c) Committed								
Stabilization Arrangements		9750	0.00	0.00		0.00		
Other Commitments		9760	0.00	0.00		0.00		
d) Assigned								
Other Assignments		9780	0.00	0.00		0.00		
e) Unassigned/Unappropriated								
Reserve for Economic Uncertainties		9789	0.00	0.00		0.00		
Unassigned/Unappropriated Amount		9790	0.00	0.00		0.00		
<b>REVENUES</b>								
Sale of Equipment and Supplies		8631	0.00	0.00	0.00	0.00	0.00	0.0%
All Other Sales		8639	0.00	0.00	0.00	0.00	0.00	0.0%
Interest		8660	0.00	0.00	0.00	0.00	0.00	0.0%
Net Increase (Decrease) in the Fair Value of Investments		8662	0.00	0.00	0.00	0.00	0.00	0.0%
All Other Fees and Contracts		8689	0.00	0.00	0.00	0.00	0.00	0.0%
All Other Local Revenue		8699	400,000.00	364,596.00	0.00	364,596.00	0.00	0.0%
<b>TOTAL, REVENUES</b>			<b>400,000.00</b>	<b>364,596.00</b>	<b>0.00</b>	<b>364,596.00</b>		

Description	Resource Codes	Object Codes	Original Budget (A)	Board Approved Operating Budget (B)	Actuals To Date (C)	Projected Year Totals (D)	Difference (Col B & D) (E)	% Diff Column B & D (F)
<b>CERTIFICATED SALARIES</b>								
Certificated Teachers' Salaries		1100	0.00	0.00	0.00	0.00	0.00	0.0%
Certificated Pupil Support Salaries		1200	0.00	0.00	0.00	0.00	0.00	0.0%
Certificated Supervisors' and Administrators' Salaries		1300	0.00	0.00	0.00	0.00	0.00	0.0%
Other Certificated Salaries		1900	0.00	0.00	0.00	0.00	0.00	0.0%
TOTAL, CERTIFICATED SALARIES			0.00	0.00	0.00	0.00	0.00	0.0%
<b>CLASSIFIED SALARIES</b>								
Classified Instructional Salaries		2100	0.00	0.00	0.00	0.00	0.00	0.0%
Classified Support Salaries		2200	0.00	0.00	0.00	0.00	0.00	0.0%
Classified Supervisors' and Administrators' Salaries		2300	0.00	0.00	0.00	0.00	0.00	0.0%
Clerical, Technical and Office Salaries		2400	0.00	0.00	0.00	0.00	0.00	0.0%
Other Classified Salaries		2900	0.00	0.00	0.00	0.00	0.00	0.0%
TOTAL, CLASSIFIED SALARIES			0.00	0.00	0.00	0.00	0.00	0.0%
<b>EMPLOYEE BENEFITS</b>								
STRS		3101-3102	0.00	0.00	0.00	0.00	0.00	0.0%
PERS		3201-3202	0.00	0.00	0.00	0.00	0.00	0.0%
OASDI/Medicare/Alternative		3301-3302	0.00	0.00	0.00	0.00	0.00	0.0%
Health and Welfare Benefits		3401-3402	0.00	0.00	0.00	0.00	0.00	0.0%
Unemployment Insurance		3501-3502	0.00	0.00	0.00	0.00	0.00	0.0%
Workers' Compensation		3601-3602	0.00	0.00	0.00	0.00	0.00	0.0%
OPEB, Allocated		3701-3702	0.00	0.00	0.00	0.00	0.00	0.0%
OPEB, Active Employees		3751-3752	0.00	0.00	0.00	0.00	0.00	0.0%
Other Employee Benefits		3901-3902	0.00	0.00	0.00	0.00	0.00	0.0%
TOTAL, EMPLOYEE BENEFITS			0.00	0.00	0.00	0.00	0.00	0.0%
<b>BOOKS AND SUPPLIES</b>								
Materials and Supplies		4300	300,000.00	397,780.00	0.00	397,780.00	0.00	0.0%
Noncapitalized Equipment		4400	0.00	0.00	0.00	0.00	0.00	0.0%
TOTAL, BOOKS AND SUPPLIES			300,000.00	397,780.00	0.00	397,780.00	0.00	0.0%
<b>SERVICES AND OTHER OPERATING EXPENDITURES</b>								
Subagreements for Services		5100	0.00	0.00	0.00	0.00	0.00	0.0%
Dues and Memberships		5300	0.00	0.00	0.00	0.00	0.00	0.0%
Insurance		5400-5450	0.00	0.00	0.00	0.00	0.00	0.0%
Rentals, Leases, Repairs, and Noncapitalized Improvements		5600	0.00	0.00	0.00	0.00	0.00	0.0%
Transfers of Direct Costs - Interfund		5750	0.00	0.00	0.00	0.00	0.00	0.0%
Professional/Consulting Services and Operating Expenditures		5800	100,000.00	0.00	0.00	0.00	0.00	0.0%
Communications		5900	0.00	0.00	0.00	0.00	0.00	0.0%
TOTAL, SERVICES AND OTHER OPERATING EXPENDITURES			100,000.00	0.00	0.00	0.00	0.00	0.0%
<b>CAPITAL OUTLAY</b>								
Equipment		6400	0.00	0.00	0.00	0.00	0.00	0.0%
Equipment Replacement		6500	0.00	0.00	0.00	0.00	0.00	0.0%
Lease Assets		6600	0.00	0.00	0.00	0.00	0.00	0.0%
Subscription Assets		6700	0.00	0.00	0.00	0.00	0.00	0.0%
TOTAL, CAPITAL OUTLAY			0.00	0.00	0.00	0.00	0.00	0.0%

Description	Resource Codes	Object Codes	Original Budget (A)	Board Approved Operating Budget (B)	Actuals To Date (C)	Projected Year Totals (D)	Difference (Col B & D) (E)	% Diff Column B & D (F)
<b>OTHER OUTGO - TRANSFERS OF INDIRECT COSTS</b>								
Transfers of Indirect Costs - Interfund		7350	0.00	0.00	0.00	0.00	0.00	0.0%
TOTAL, OTHER OUTGO - TRANSFERS OF INDIRECT COSTS			0.00	0.00	0.00	0.00	0.00	0.0%
TOTAL, EXPENDITURES			400,000.00	397,780.00	0.00	397,780.00		
<b>INTERFUND TRANSFERS</b>								
<b>INTERFUND TRANSFERS IN</b>								
Other Authorized Interfund Transfers In		8919	0.00	0.00	0.00	0.00	0.00	0.0%
(a) TOTAL, INTERFUND TRANSFERS IN			0.00	0.00	0.00	0.00	0.00	0.0%
<b>INTERFUND TRANSFERS OUT</b>								
Other Authorized Interfund Transfers Out		7619	0.00	0.00	0.00	0.00	0.00	0.0%
(b) TOTAL, INTERFUND TRANSFERS OUT			0.00	0.00	0.00	0.00	0.00	0.0%
<b>OTHER SOURCES/USES</b>								
<b>SOURCES</b>								
Proceeds from Disposal of Capital Assets		8953	0.00	0.00	0.00	0.00	0.00	0.0%
Transfers from Funds of Lapsed/Reorganized LEAs		8965	0.00	0.00	0.00	0.00	0.00	0.0%
Proceeds from Leases		8972	0.00	0.00	0.00	0.00	0.00	0.0%
Proceeds from SBITAs		8974	0.00	0.00	0.00	0.00	0.00	0.0%
(c) TOTAL, SOURCES			0.00	0.00	0.00	0.00	0.00	0.0%
<b>USES</b>								
Transfers of Funds from Lapsed/Reorganized LEAs		7651	0.00	0.00	0.00	0.00	0.00	0.0%
(d) TOTAL, USES			0.00	0.00	0.00	0.00	0.00	0.0%
<b>CONTRIBUTIONS</b>								
Contributions from Unrestricted Revenues		8980	0.00	0.00	0.00	0.00	0.00	0.0%
Contributions from Restricted Revenues		8990	0.00	0.00	0.00	0.00	0.00	0.0%
(e) TOTAL, CONTRIBUTIONS			0.00	0.00	0.00	0.00	0.00	0.0%
TOTAL, OTHER FINANCING SOURCES/USES								
(a - b + c - d + e)			0.00	0.00	0.00	0.00		

Resource	Description	2024-25 Project Year Totals
8210	Student Activity Funds	275,095.08
Total, Restricted Balance		275,095.08

Description	Resource Codes	Object Codes	Original Budget (A)	Board Approved Operating Budget (B)	Actuals To Date (C)	Projected Year Totals (D)	Difference (Col B & D) (E)	% Diff Column B & D (F)
<b>A. REVENUES</b>								
1) LCFF Sources		8010-8099	0.00	0.00	0.00	0.00	0.00	0.0%
2) Federal Revenue		8100-8299	230,373.00	210,235.00	128,942.07	213,898.00	3,663.00	1.7%
3) Other State Revenue		8300-8599	1,629,076.00	1,723,576.00	485,176.00	1,707,094.00	(16,482.00)	-1.0%
4) Other Local Revenue		8600-8799	15,000.00	15,000.00	6,335.91	19,949.00	4,949.00	33.0%
5) TOTAL, REVENUES			1,874,449.00	1,948,811.00	620,453.98	1,940,941.00		
<b>B. EXPENDITURES</b>								
1) Certificated Salaries		1000-1999	782,857.00	826,513.00	381,251.37	829,712.00	(3,199.00)	-0.4%
2) Classified Salaries		2000-2999	294,509.00	292,957.00	148,551.74	295,669.00	(2,712.00)	-0.9%
3) Employee Benefits		3000-3999	455,593.00	481,595.90	163,365.11	494,227.00	(12,631.10)	-2.6%
4) Books and Supplies		4000-4999	101,250.00	85,837.00	24,496.05	195,814.00	(109,977.00)	-128.1%
5) Services and Other Operating Expenditures		5000-5999	232,500.00	215,414.00	165,925.93	334,039.00	(118,625.00)	-55.1%
6) Capital Outlay		6000-6999	25,000.00	15,000.00	40,083.80	55,100.00	(40,100.00)	-267.3%
7) Other Outgo (excluding Transfers of Indirect Costs)		7100-7299,7400-7499	0.00	0.00	0.00	0.00	0.00	0.0%
8) Other Outgo - Transfers of Indirect Costs		7300-7399	77,100.00	76,377.00	0.00	88,872.00	(12,495.00)	-16.4%
9) TOTAL, EXPENDITURES			1,968,809.00	1,993,693.90	923,674.00	2,293,433.00		
<b>C. EXCESS (DEFICIENCY) OF REVENUES OVER EXPENDITURES BEFORE OTHER FINANCING SOURCES AND USES (A5 - B9)</b>			(94,360.00)	(44,882.90)	(303,220.02)	(352,492.00)		
<b>D. OTHER FINANCING SOURCES/USES</b>								
1) Interfund Transfers								
a) Transfers In		8900-8929	0.00	0.00	0.00	0.00	0.00	0.0%
b) Transfers Out		7600-7629	0.00	0.00	0.00	0.00	0.00	0.0%
2) Other Sources/Uses								
a) Sources		8930-8979	0.00	0.00	0.00	0.00	0.00	0.0%
b) Uses		7630-7699	0.00	0.00	0.00	0.00	0.00	0.0%
3) Contributions		8980-8999	0.00	0.00	0.00	0.00	0.00	0.0%
4) TOTAL, OTHER FINANCING SOURCES/USES			0.00	0.00	0.00	0.00		
<b>E. NET INCREASE (DECREASE) IN FUND BALANCE (C + D4)</b>			(94,360.00)	(44,882.90)	(303,220.02)	(352,492.00)		
<b>F. FUND BALANCE, RESERVES</b>								
1) Beginning Fund Balance								
a) As of July 1 - Unaudited		9791	740,070.69	959,501.16		959,501.16	0.00	0.0%
b) Audit Adjustments		9793	0.00	0.00		0.00	0.00	0.0%
c) As of July 1 - Audited (F1a + F1b)			740,070.69	959,501.16		959,501.16		
d) Other Restatements		9795	0.00	0.00		0.00	0.00	0.0%
e) Adjusted Beginning Balance (F1c + F1d)			740,070.69	959,501.16		959,501.16		
2) Ending Balance, June 30 (E + F1e)			645,710.69	914,618.26		607,009.16		
Components of Ending Fund Balance								
a) Nonspendable								
Revolving Cash		9711	0.00	0.00		0.00		
Stores		9712	0.00	0.00		0.00		
Prepaid Items		9713	0.00	0.00		0.00		
All Others		9719	0.00	0.00		0.00		
b) Restricted		9740	251,262.82	518,216.10		273,097.00		
c) Committed								
Stabilization Arrangements		9750	0.00	0.00		0.00		
Other Commitments		9760	0.00	0.00		0.00		
d) Assigned								



Description	Resource Codes	Object Codes	Original Budget (A)	Board Approved Operating Budget (B)	Actuals To Date (C)	Projected Year Totals (D)	Difference (Col B & D) (E)	% Diff Column B & D (F)
Other Assignments		9780	394,447.87	396,402.16		333,912.16		
e) Unassigned/Unappropriated								
Reserve for Economic Uncertainties		9789	0.00	0.00		0.00		
Unassigned/Unappropriated Amount		9790	0.00	0.00		0.00		
<b>LCFF SOURCES</b>								
LCFF Transfers								
LCFF Transfers - Current Year		8091	0.00	0.00	0.00	0.00	0.00	0.0%
LCFF/Revenue Limit Transfers - Prior Years		8099	0.00	0.00	0.00	0.00	0.00	0.0%
TOTAL, LCFF SOURCES			0.00	0.00	0.00	0.00	0.00	0.0%
<b>FEDERAL REVENUE</b>								
Interagency Contracts Between LEAs		8285	0.00	0.00	0.00	0.00	0.00	0.0%
Pass-Through Revenues From Federal Sources		8287	0.00	0.00	0.00	0.00	0.00	0.0%
Career and Technical Education	3500-3599	8290	0.00	0.00	0.00	0.00	0.00	0.0%
All Other Federal Revenue	All Other	8290	230,373.00	210,235.00	128,942.07	213,898.00	3,663.00	1.7%
TOTAL, FEDERAL REVENUE			230,373.00	210,235.00	128,942.07	213,898.00	3,663.00	1.7%
<b>OTHER STATE REVENUE</b>								
Other State Apportionments								
All Other State Apportionments - Current Year		8311	0.00	0.00	0.00	0.00	0.00	0.0%
All Other State Apportionments - Prior Years		8319	0.00	0.00	0.00	0.00	0.00	0.0%
Pass-Through Revenues from State Sources		8587	0.00	0.00	0.00	0.00	0.00	0.0%
Adult Education Program	6391	8590	1,472,009.00	1,566,509.00	485,176.00	1,550,027.00	(16,482.00)	-1.1%
All Other State Revenue	All Other	8590	157,067.00	157,067.00	0.00	157,067.00	0.00	0.0%
TOTAL, OTHER STATE REVENUE			1,629,076.00	1,723,576.00	485,176.00	1,707,094.00	(16,482.00)	-1.0%
<b>OTHER LOCAL REVENUE</b>								
Sales								
Sale of Equipment/Supplies		8631	0.00	0.00	0.00	0.00	0.00	0.0%
Leases and Rentals		8650	0.00	0.00	0.00	0.00	0.00	0.0%
Interest		8660	15,000.00	15,000.00	6,335.91	19,949.00	4,949.00	33.0%
Net Increase (Decrease) in the Fair Value of Investments		8662	0.00	0.00	0.00	0.00	0.00	0.0%
Fees and Contracts								
Adult Education Fees		8671	0.00	0.00	0.00	0.00	0.00	0.0%
Interagency Services		8677	0.00	0.00	0.00	0.00	0.00	0.0%
Other Local Revenue								
All Other Local Revenue		8699	0.00	0.00	0.00	0.00	0.00	0.0%
Tuition		8710	0.00	0.00	0.00	0.00	0.00	0.0%
TOTAL, OTHER LOCAL REVENUE			15,000.00	15,000.00	6,335.91	19,949.00	4,949.00	33.0%
TOTAL, REVENUES			1,874,449.00	1,948,811.00	620,453.98	1,940,941.00		
<b>CERTIFICATED SALARIES</b>								
Certificated Teachers' Salaries		1100	459,153.00	502,809.00	217,879.66	498,465.00	4,344.00	0.9%
Certificated Pupil Support Salaries		1200	122,237.00	122,237.00	57,789.10	119,136.00	3,101.00	2.5%
Certificated Supervisors' and Administrators' Salaries		1300	201,467.00	201,467.00	105,582.61	212,111.00	(10,644.00)	-5.3%
Other Certificated Salaries		1900	0.00	0.00	0.00	0.00	0.00	0.0%
TOTAL, CERTIFICATED SALARIES			782,857.00	826,513.00	381,251.37	829,712.00	(3,199.00)	-0.4%
<b>CLASSIFIED SALARIES</b>								
Classified Instructional Salaries		2100	22,194.00	20,642.00	11,280.02	21,816.00	(1,174.00)	-5.7%
Classified Support Salaries		2200	28,062.00	28,062.00	11,845.00	24,559.00	3,503.00	12.5%
Classified Supervisors' and Administrators' Salaries		2300	0.00	0.00	0.00	0.00	0.00	0.0%
Clerical, Technical and Office Salaries		2400	244,253.00	244,253.00	125,426.72	249,294.00	(5,041.00)	-2.1%
Other Classified Salaries		2900	0.00	0.00	0.00	0.00	0.00	0.0%

Description	Resource Codes	Object Codes	Original Budget (A)	Board Approved Operating Budget (B)	Actuals To Date (C)	Projected Year Totals (D)	Difference (Col B & D) (E)	% Diff Column B & D (F)
TOTAL, CLASSIFIED SALARIES			294,509.00	292,957.00	148,551.74	295,669.00	(2,712.00)	-0.9%
<b>EMPLOYEE BENEFITS</b>								
STRS		3101-3102	257,237.00	266,270.00	67,442.27	274,164.00	(7,894.00)	-3.0%
PERS		3201-3202	72,445.00	72,445.00	35,040.58	73,338.00	(893.00)	-1.2%
OASDI/Medicare/Alternative		3301-3302	32,960.00	33,824.00	17,148.25	37,685.00	(3,861.00)	-11.4%
Health and Welfare Benefits		3401-3402	49,486.00	62,684.90	22,254.27	58,496.00	4,188.90	6.7%
Unemployment Insurance		3501-3502	546.00	578.00	260.87	623.00	(45.00)	-7.8%
Workers' Compensation		3601-3602	42,919.00	45,794.00	21,218.87	49,921.00	(4,127.00)	-9.0%
OPEB, Allocated		3701-3702	0.00	0.00	0.00	0.00	0.00	0.0%
OPEB, Active Employees		3751-3752	0.00	0.00	0.00	0.00	0.00	0.0%
Other Employee Benefits		3901-3902	0.00	0.00	0.00	0.00	0.00	0.0%
TOTAL, EMPLOYEE BENEFITS			455,593.00	481,595.90	163,365.11	494,227.00	(12,631.10)	-2.6%
<b>BOOKS AND SUPPLIES</b>								
Approved Textbooks and Core Curricula Materials		4100	5,000.00	5,000.00	2,486.14	13,500.00	(8,500.00)	-170.0%
Books and Other Reference Materials		4200	0.00	0.00	0.00	0.00	0.00	0.0%
Materials and Supplies		4300	79,250.00	68,837.00	21,349.91	179,314.00	(110,477.00)	-160.5%
Noncapitalized Equipment		4400	17,000.00	12,000.00	660.00	3,000.00	9,000.00	75.0%
TOTAL, BOOKS AND SUPPLIES			101,250.00	85,837.00	24,496.05	195,814.00	(109,977.00)	-128.1%
<b>SERVICES AND OTHER OPERATING EXPENDITURES</b>								
Subagreements for Services		5100	0.00	0.00	0.00	0.00	0.00	0.0%
Travel and Conferences		5200	9,500.00	9,500.00	4,224.02	8,500.00	1,000.00	10.5%
Dues and Memberships		5300	0.00	0.00	0.00	0.00	0.00	0.0%
Insurance		5400-5450	0.00	0.00	0.00	0.00	0.00	0.0%
Operations and Housekeeping Services		5500	50,000.00	57,561.00	82,549.87	125,000.00	(67,439.00)	-117.2%
Rentals, Leases, Repairs, and Noncapitalized Improvements		5600	0.00	2,000.00	1,592.53	4,800.00	(2,800.00)	-140.0%
Transfers of Direct Costs		5710	0.00	0.00	0.00	0.00	0.00	0.0%
Transfers of Direct Costs - Interfund		5750	3,000.00	3,000.00	0.00	3,000.00	0.00	0.0%
Professional/Consulting Services and								
Operating Expenditures		5800	160,000.00	133,353.00	58,022.52	172,739.00	(39,386.00)	-29.5%
Communications		5900	10,000.00	10,000.00	19,536.99	20,000.00	(10,000.00)	-100.0%
TOTAL, SERVICES AND OTHER OPERATING EXPENDITURES			232,500.00	215,414.00	165,925.93	334,039.00	(118,625.00)	-55.1%
<b>CAPITAL OUTLAY</b>								
Land		6100	0.00	0.00	0.00	0.00	0.00	0.0%
Land Improvements		6170	0.00	0.00	0.00	0.00	0.00	0.0%
Buildings and Improvements of Buildings		6200	0.00	0.00	0.00	0.00	0.00	0.0%
Equipment		6400	25,000.00	15,000.00	40,083.80	55,100.00	(40,100.00)	-267.3%
Equipment Replacement		6500	0.00	0.00	0.00	0.00	0.00	0.0%
Lease Assets		6600	0.00	0.00	0.00	0.00	0.00	0.0%
Subscription Assets		6700	0.00	0.00	0.00	0.00	0.00	0.0%
TOTAL, CAPITAL OUTLAY			25,000.00	15,000.00	40,083.80	55,100.00	(40,100.00)	-267.3%
<b>OTHER OUTGO (excluding Transfers of Indirect Costs)</b>								
Tuition								
Tuition, Excess Costs, and/or Deficit Payments								
Payments to Districts or Charter Schools		7141	0.00	0.00	0.00	0.00	0.00	0.0%
Payments to County Offices		7142	0.00	0.00	0.00	0.00	0.00	0.0%
Payments to JPAs		7143	0.00	0.00	0.00	0.00	0.00	0.0%
Other Transfers Out								
Transfers of Pass-Through Revenues								
To Districts or Charter Schools		7211	0.00	0.00	0.00	0.00	0.00	0.0%

Description	Resource Codes	Object Codes	Original Budget (A)	Board Approved Operating Budget (B)	Actuals To Date (C)	Projected Year Totals (D)	Difference (Col B & D) (E)	% Diff Column B & D (F)
To County Offices		7212	0.00	0.00	0.00	0.00	0.00	0.0%
To JPAs		7213	0.00	0.00	0.00	0.00	0.00	0.0%
Debt Service								
Debt Service - Interest		7438	0.00	0.00	0.00	0.00	0.00	0.0%
Other Debt Service - Principal		7439	0.00	0.00	0.00	0.00	0.00	0.0%
TOTAL, OTHER OUTGO (excluding Transfers of Indirect Costs)			0.00	0.00	0.00	0.00	0.00	0.0%
<b>OTHER OUTGO - TRANSFERS OF INDIRECT COSTS</b>								
Transfers of Indirect Costs - Interfund		7350	77,100.00	76,377.00	0.00	88,872.00	(12,495.00)	-16.4%
TOTAL, OTHER OUTGO - TRANSFERS OF INDIRECT COSTS			77,100.00	76,377.00	0.00	88,872.00	(12,495.00)	-16.4%
TOTAL, EXPENDITURES			1,968,809.00	1,993,693.90	923,674.00	2,293,433.00		
<b>INTERFUND TRANSFERS</b>								
<b>INTERFUND TRANSFERS IN</b>								
Other Authorized Interfund Transfers In		8919	0.00	0.00	0.00	0.00	0.00	0.0%
(a) TOTAL, INTERFUND TRANSFERS IN			0.00	0.00	0.00	0.00	0.00	0.0%
<b>INTERFUND TRANSFERS OUT</b>								
To: State School Building Fund/County School Facilities Fund		7613	0.00	0.00	0.00	0.00	0.00	0.0%
Other Authorized Interfund Transfers Out		7619	0.00	0.00	0.00	0.00	0.00	0.0%
(b) TOTAL, INTERFUND TRANSFERS OUT			0.00	0.00	0.00	0.00	0.00	0.0%
<b>OTHER SOURCES/USES</b>								
<b>SOURCES</b>								
Other Sources								
Transfers from Funds of Lapsed/Reorganized LEAs		8965	0.00	0.00	0.00	0.00	0.00	0.0%
Long-Term Debt Proceeds								
Proceeds from Certificates of Participation		8971	0.00	0.00	0.00	0.00	0.00	0.0%
Proceeds from Leases		8972	0.00	0.00	0.00	0.00	0.00	0.0%
Proceeds from SBITAs		8974	0.00	0.00	0.00	0.00	0.00	0.0%
All Other Financing Sources		8979	0.00	0.00	0.00	0.00	0.00	0.0%
(c) TOTAL, SOURCES			0.00	0.00	0.00	0.00	0.00	0.0%
<b>USES</b>								
Transfers of Funds from Lapsed/Reorganized LEAs		7651	0.00	0.00	0.00	0.00	0.00	0.0%
All Other Financing Uses		7699	0.00	0.00	0.00	0.00	0.00	0.0%
(d) TOTAL, USES			0.00	0.00	0.00	0.00	0.00	0.0%
<b>CONTRIBUTIONS</b>								
Contributions from Unrestricted Revenues		8980	0.00	0.00	0.00	0.00	0.00	0.0%
Contributions from Restricted Revenues		8990	0.00	0.00	0.00	0.00	0.00	0.0%
(e) TOTAL, CONTRIBUTIONS			0.00	0.00	0.00	0.00	0.00	0.0%
TOTAL, OTHER FINANCING SOURCES/USES								
(a - b + c - d + e)			0.00	0.00	0.00	0.00		

Resource	Description	2024-25 Projected Totals
6371	CalWORKs for ROCP or Adult Education	241,203.62
6391	Adult Education Program	31,893.38
Total, Restricted Balance		273,097.00

Description	Resource Codes	Object Codes	Original Budget (A)	Board Approved Operating Budget (B)	Actuals To Date (C)	Projected Year Totals (D)	Difference (Col B & D) (E)	% Diff Column B & D (F)
<b>A. REVENUES</b>								
1) LCFF Sources		8010-8099	0.00	0.00	0.00	0.00	0.00	0.0%
2) Federal Revenue		8100-8299	0.00	0.00	0.00	0.00	0.00	0.0%
3) Other State Revenue		8300-8599	2,462,466.00	2,292,290.00	3,741,640.28	2,272,554.00	(19,736.00)	-0.9%
4) Other Local Revenue		8600-8799	120,440.00	111,209.00	112,241.80	181,685.00	70,476.00	63.4%
5) TOTAL, REVENUES			2,582,906.00	2,403,499.00	3,853,882.08	2,454,239.00		
<b>B. EXPENDITURES</b>								
1) Certificated Salaries		1000-1999	557,417.00	718,066.75	365,477.42	853,359.00	(135,292.25)	-18.8%
2) Classified Salaries		2000-2999	440,294.00	374,239.04	183,568.83	368,150.00	6,089.04	1.6%
3) Employee Benefits		3000-3999	318,914.00	359,469.68	158,903.97	423,736.00	(64,266.32)	-17.9%
4) Books and Supplies		4000-4999	165,204.00	201,810.00	164,471.84	339,584.00	(137,774.00)	-68.3%
5) Services and Other Operating Expenditures		5000-5999	361,002.75	28,495.00	26,671.37	57,073.00	(28,578.00)	-100.3%
6) Capital Outlay		6000-6999	0.00	0.00	0.00	330,000.00	(330,000.00)	New
7) Other Outgo (excluding Transfers of Indirect Costs)		7100-7299,7400-7499	0.00	0.00	0.00	0.00	0.00	0.0%
8) Other Outgo - Transfers of Indirect Costs		7300-7399	58,282.00	58,282.00	0.00	95,327.00	(37,045.00)	-63.6%
9) TOTAL, EXPENDITURES			1,901,113.75	1,740,362.47	899,093.43	2,467,229.00		
<b>C. EXCESS (DEFICIENCY) OF REVENUES OVER EXPENDITURES BEFORE OTHER FINANCING SOURCES AND USES (A5 - B9)</b>			681,792.25	663,136.53	2,954,788.65	(12,990.00)		
<b>D. OTHER FINANCING SOURCES/USES</b>								
1) Interfund Transfers								
a) Transfers In		8900-8929	0.00	0.00	0.00	0.00	0.00	0.0%
b) Transfers Out		7600-7629	0.00	0.00	0.00	0.00	0.00	0.0%
2) Other Sources/Uses								
a) Sources		8930-8979	0.00	0.00	0.00	0.00	0.00	0.0%
b) Uses		7630-7699	0.00	0.00	0.00	0.00	0.00	0.0%
3) Contributions		8980-8999	0.00	0.00	0.00	0.00	0.00	0.0%
4) TOTAL, OTHER FINANCING SOURCES/USES			0.00	0.00	0.00	0.00		
<b>E. NET INCREASE (DECREASE) IN FUND BALANCE (C + D4)</b>			681,792.25	663,136.53	2,954,788.65	(12,990.00)		
<b>F. FUND BALANCE, RESERVES</b>								
1) Beginning Fund Balance								
a) As of July 1 - Unaudited		9791	691,422.35	1,015,977.63		1,015,977.63	0.00	0.0%
b) Audit Adjustments		9793	0.00	0.00		0.00	0.00	0.0%
c) As of July 1 - Audited (F1a + F1b)			691,422.35	1,015,977.63		1,015,977.63		
d) Other Restatements		9795	0.00	0.00		0.00	0.00	0.0%
e) Adjusted Beginning Balance (F1c + F1d)			691,422.35	1,015,977.63		1,015,977.63		
2) Ending Balance, June 30 (E + F1e)			1,373,214.60	1,679,114.16		1,002,987.63		
Components of Ending Fund Balance								
a) Nonspendable								
Revolving Cash		9711	0.00	0.00		0.00		
Stores		9712	0.00	0.00		0.00		
Prepaid Items		9713	0.00	0.00		0.00		
All Others		9719	0.00	0.00		0.00		
b) Restricted		9740	1,318,214.60	1,580,619.92		841,017.39		
c) Committed								
Stabilization Arrangements		9750	0.00	0.00		0.00		
Other Commitments		9760	0.00	0.00		0.00		
d) Assigned								

Description	Resource Codes	Object Codes	Original Budget (A)	Board Approved Operating Budget (B)	Actuals To Date (C)	Projected Year Totals (D)	Difference (Col B & D) (E)	% Diff Column B & D (F)
Other Assignments		9780	55,000.00	98,494.24		161,970.24		
e) Unassigned/Unappropriated								
Reserve for Economic Uncertainties		9789	0.00	0.00		0.00		
Unassigned/Unappropriated Amount		9790	0.00	0.00		0.00		
<b>FEDERAL REVENUE</b>								
Child Nutrition Programs		8220	0.00	0.00	0.00	0.00	0.00	0.0%
Interagency Contracts Between LEAs		8285	0.00	0.00	0.00	0.00	0.00	0.0%
Title I, Part A, Basic	3010	8290	0.00	0.00	0.00	0.00	0.00	0.0%
All Other Federal Revenue	All Other	8290	0.00	0.00	0.00	0.00	0.00	0.0%
TOTAL, FEDERAL REVENUE			0.00	0.00	0.00	0.00	0.00	0.0%
<b>OTHER STATE REVENUE</b>								
Child Nutrition Programs		8520	0.00	0.00	0.00	0.00	0.00	0.0%
Child Development Apportionments		8530	0.00	0.00	0.00	0.00	0.00	0.0%
Pass-Through Revenues from State Sources		8587	0.00	0.00	0.00	0.00	0.00	0.0%
State Preschool	6105	8590	1,417,337.00	1,640,923.00	3,496,426.28	1,989,515.00	348,592.00	21.2%
All Other State Revenue	All Other	8590	1,045,129.00	651,367.00	245,214.00	283,039.00	(368,328.00)	-56.5%
TOTAL, OTHER STATE REVENUE			2,462,466.00	2,292,290.00	3,741,640.28	2,272,554.00	(19,736.00)	-0.9%
<b>OTHER LOCAL REVENUE</b>								
Sales								
Sale of Equipment/Supplies		8631	0.00	0.00	0.00	0.00	0.00	0.0%
Food Service Sales		8634	0.00	0.00	0.00	0.00	0.00	0.0%
Interest		8660	25,000.00	25,000.00	27,449.00	88,476.00	63,476.00	253.9%
Net Increase (Decrease) in the Fair Value of Investments		8662	0.00	0.00	0.00	0.00	0.00	0.0%
Fees and Contracts								
Child Development Parent Fees		8673	0.00	0.00	1,583.80	10,000.00	10,000.00	New
Interagency Services		8677	0.00	0.00	0.00	0.00	0.00	0.0%
All Other Fees and Contracts		8689	0.00	0.00	0.00	0.00	0.00	0.0%
Other Local Revenue								
All Other Local Revenue		8699	95,440.00	86,209.00	83,209.00	83,209.00	(3,000.00)	-3.5%
All Other Transfers In from All Others		8799	0.00	0.00	0.00	0.00	0.00	0.0%
TOTAL, OTHER LOCAL REVENUE			120,440.00	111,209.00	112,241.80	181,685.00	70,476.00	63.4%
TOTAL, REVENUES			2,582,906.00	2,403,499.00	3,853,882.08	2,454,239.00		
<b>CERTIFICATED SALARIES</b>								
Certificated Teachers' Salaries		1100	387,131.00	542,921.23	267,005.39	567,010.00	(24,088.77)	-4.4%
Certificated Pupil Support Salaries		1200	0.00	0.00	0.00	0.00	0.00	0.0%
Certificated Supervisors' and Administrators' Salaries		1300	170,286.00	175,145.52	98,472.03	286,349.00	(111,203.48)	-63.5%
Other Certificated Salaries		1900	0.00	0.00	0.00	0.00	0.00	0.0%
TOTAL, CERTIFICATED SALARIES			557,417.00	718,066.75	365,477.42	853,359.00	(135,292.25)	-18.8%
<b>CLASSIFIED SALARIES</b>								
Classified Instructional Salaries		2100	297,509.00	228,866.79	110,557.17	222,068.00	6,798.79	3.0%
Classified Support Salaries		2200	22,316.00	22,645.39	12,392.60	23,667.00	(1,021.61)	-4.5%
Classified Supervisors' and Administrators' Salaries		2300	0.00	0.00	0.00	0.00	0.00	0.0%
Clerical, Technical and Office Salaries		2400	120,469.00	122,726.86	60,619.06	122,415.00	311.86	0.3%
Other Classified Salaries		2900	0.00	0.00	0.00	0.00	0.00	0.0%
TOTAL, CLASSIFIED SALARIES			440,294.00	374,239.04	183,568.83	368,150.00	6,089.04	1.6%
<b>EMPLOYEE BENEFITS</b>								
STRS		3101-3102	144,292.00	174,975.75	65,031.19	196,042.00	(21,066.25)	-12.0%
PERS		3201-3202	56,769.00	46,150.63	26,154.51	58,835.00	(12,684.37)	-27.5%
OASDI/Medicare/Alternative		3301-3302	36,121.00	34,052.44	17,777.29	37,024.00	(2,971.56)	-8.7%

Description	Resource Codes	Object Codes	Original Budget (A)	Board Approved Operating Budget (B)	Actuals To Date (C)	Projected Year Totals (D)	Difference (Col B & D) (E)	% Diff Column B & D (F)
Health and Welfare Benefits		3401-3402	41,324.00	60,051.00	27,676.86	82,363.00	(22,312.00)	-37.2%
Unemployment Insurance		3501-3502	499.00	546.18	275.33	612.00	(65.82)	-12.1%
Workers' Compensation		3601-3602	39,909.00	43,693.68	21,988.79	48,860.00	(5,166.32)	-11.8%
OPEB, Allocated		3701-3702	0.00	0.00	0.00	0.00	0.00	0.0%
OPEB, Active Employees		3751-3752	0.00	0.00	0.00	0.00	0.00	0.0%
Other Employee Benefits		3901-3902	0.00	0.00	0.00	0.00	0.00	0.0%
<b>TOTAL, EMPLOYEE BENEFITS</b>			<b>318,914.00</b>	<b>359,469.68</b>	<b>158,903.97</b>	<b>423,736.00</b>	<b>(64,266.32)</b>	<b>-17.9%</b>
<b>BOOKS AND SUPPLIES</b>								
Approved Textbooks and Core Curricula Materials		4100	0.00	0.00	0.00	0.00	0.00	0.0%
Books and Other Reference Materials		4200	0.00	0.00	0.00	0.00	0.00	0.0%
Materials and Supplies		4300	135,348.00	153,958.00	121,876.39	247,332.00	(93,374.00)	-60.6%
Noncapitalized Equipment		4400	13,616.00	31,612.00	26,501.60	69,012.00	(37,400.00)	-118.3%
Food		4700	16,240.00	16,240.00	16,093.85	23,240.00	(7,000.00)	-43.1%
<b>TOTAL, BOOKS AND SUPPLIES</b>			<b>165,204.00</b>	<b>201,810.00</b>	<b>164,471.84</b>	<b>339,584.00</b>	<b>(137,774.00)</b>	<b>-68.3%</b>
<b>SERVICES AND OTHER OPERATING EXPENDITURES</b>								
Subagreements for Services		5100	0.00	0.00	0.00	0.00	0.00	0.0%
Travel and Conferences		5200	1,116.00	1,116.00	718.75	1,440.00	(324.00)	-29.0%
Dues and Memberships		5300	0.00	0.00	0.00	0.00	0.00	0.0%
Insurance		5400-5450	0.00	0.00	0.00	0.00	0.00	0.0%
Operations and Housekeeping Services		5500	0.00	0.00	0.00	0.00	0.00	0.0%
Rentals, Leases, Repairs, and Noncapitalized Improvements		5600	0.00	0.00	0.00	0.00	0.00	0.0%
Transfers of Direct Costs		5710	0.00	0.00	0.00	0.00	0.00	0.0%
Transfers of Direct Costs - Interfund		5750	104.00	104.00	0.00	104.00	0.00	0.0%
Professional/Consulting Services and								
Operating Expenditures		5800	359,782.75	27,275.00	25,952.62	55,529.00	(28,254.00)	-103.6%
Communications		5900	0.00	0.00	0.00	0.00	0.00	0.0%
<b>TOTAL, SERVICES AND OTHER OPERATING EXPENDITURES</b>			<b>361,002.75</b>	<b>28,495.00</b>	<b>26,671.37</b>	<b>57,073.00</b>	<b>(28,578.00)</b>	<b>-100.3%</b>
<b>CAPITAL OUTLAY</b>								
Land		6100	0.00	0.00	0.00	0.00	0.00	0.0%
Land Improvements		6170	0.00	0.00	0.00	330,000.00	(330,000.00)	New
Buildings and Improvements of Buildings		6200	0.00	0.00	0.00	0.00	0.00	0.0%
Equipment		6400	0.00	0.00	0.00	0.00	0.00	0.0%
Equipment Replacement		6500	0.00	0.00	0.00	0.00	0.00	0.0%
Lease Assets		6600	0.00	0.00	0.00	0.00	0.00	0.0%
Subscription Assets		6700	0.00	0.00	0.00	0.00	0.00	0.0%
<b>TOTAL, CAPITAL OUTLAY</b>			<b>0.00</b>	<b>0.00</b>	<b>0.00</b>	<b>330,000.00</b>	<b>(330,000.00)</b>	<b>New</b>
<b>OTHER OUTGO (excluding Transfers of Indirect Costs)</b>								
Other Transfers Out								
All Other Transfers Out to All Others		7299	0.00	0.00	0.00	0.00	0.00	0.0%
Debt Service								
Debt Service - Interest		7438	0.00	0.00	0.00	0.00	0.00	0.0%
Other Debt Service - Principal		7439	0.00	0.00	0.00	0.00	0.00	0.0%
<b>TOTAL, OTHER OUTGO (excluding Transfers of Indirect Costs)</b>			<b>0.00</b>	<b>0.00</b>	<b>0.00</b>	<b>0.00</b>	<b>0.00</b>	<b>0.0%</b>
<b>OTHER OUTGO - TRANSFERS OF INDIRECT COSTS</b>								
Transfers of Indirect Costs - Interfund		7350	58,282.00	58,282.00	0.00	95,327.00	(37,045.00)	-63.6%
<b>TOTAL, OTHER OUTGO - TRANSFERS OF INDIRECT COSTS</b>			<b>58,282.00</b>	<b>58,282.00</b>	<b>0.00</b>	<b>95,327.00</b>	<b>(37,045.00)</b>	<b>-63.6%</b>
<b>TOTAL, EXPENDITURES</b>			<b>1,901,113.75</b>	<b>1,740,362.47</b>	<b>899,093.43</b>	<b>2,467,229.00</b>		
<b>INTERFUND TRANSFERS</b>								
<b>INTERFUND TRANSFERS IN</b>								

Description	Resource Codes	Object Codes	Original Budget (A)	Board Approved Operating Budget (B)	Actuals To Date (C)	Projected Year Totals (D)	Difference (Col B & D) (E)	% Diff Column B & D (F)
From: General Fund		8911	0.00	0.00	0.00	0.00	0.00	0.0%
Other Authorized Interfund Transfers In		8919	0.00	0.00	0.00	0.00	0.00	0.0%
(a) TOTAL, INTERFUND TRANSFERS IN			0.00	0.00	0.00	0.00	0.00	0.0%
<b>INTERFUND TRANSFERS OUT</b>								
Other Authorized Interfund Transfers Out		7619	0.00	0.00	0.00	0.00	0.00	0.0%
(b) TOTAL, INTERFUND TRANSFERS OUT			0.00	0.00	0.00	0.00	0.00	0.0%
<b>OTHER SOURCES/USES</b>								
<b>SOURCES</b>								
Other Sources								
Transfers from Funds of Lapsed/Reorganized LEAs		8965	0.00	0.00	0.00	0.00	0.00	0.0%
Long-Term Debt Proceeds								
Proceeds from Certificates of Participation		8971	0.00	0.00	0.00	0.00	0.00	0.0%
Proceeds from Leases		8972	0.00	0.00	0.00	0.00	0.00	0.0%
Proceeds from SBITAs		8974	0.00	0.00	0.00	0.00	0.00	0.0%
All Other Financing Sources		8979	0.00	0.00	0.00	0.00	0.00	0.0%
(c) TOTAL, SOURCES			0.00	0.00	0.00	0.00	0.00	0.0%
<b>USES</b>								
Transfers of Funds from Lapsed/Reorganized LEAs		7651	0.00	0.00	0.00	0.00	0.00	0.0%
All Other Financing Uses		7699	0.00	0.00	0.00	0.00	0.00	0.0%
(d) TOTAL, USES			0.00	0.00	0.00	0.00	0.00	0.0%
<b>CONTRIBUTIONS</b>								
Contributions from Unrestricted Revenues		8980	0.00	0.00	0.00	0.00	0.00	0.0%
Contributions from Restricted Revenues		8990	0.00	0.00	0.00	0.00	0.00	0.0%
(e) TOTAL, CONTRIBUTIONS			0.00	0.00	0.00	0.00	0.00	0.0%
<b>TOTAL, OTHER FINANCING SOURCES/USES</b>								
(a - b + c - d + e)			0.00	0.00	0.00	0.00		



Resource	Description	2024-25 Projected Totals
7810	Other Restricted State	808,996.00
9010	Other Restricted Local	32,021.39
Total, Restricted Balance		841,017.39

Description	Resource Codes	Object Codes	Original Budget (A)	Board Approved Operating Budget (B)	Actuals To Date (C)	Projected Year Totals (D)	Difference (Col B & D) (E)	% Diff Column B & D (F)
<b>A. REVENUES</b>								
1) LCFF Sources		8010-8099	0.00	0.00	0.00	0.00	0.00	0.0%
2) Federal Revenue		8100-8299	4,682,323.00	4,682,323.00	1,262,103.02	4,682,323.00	0.00	0.0%
3) Other State Revenue		8300-8599	1,920,000.00	1,920,000.00	523,972.70	1,920,000.00	0.00	0.0%
4) Other Local Revenue		8600-8799	127,000.00	127,000.00	52,030.09	143,641.00	16,641.00	13.1%
5) TOTAL, REVENUES			6,729,323.00	6,729,323.00	1,838,105.81	6,745,964.00		
<b>B. EXPENDITURES</b>								
1) Certificated Salaries		1000-1999	0.00	0.00	0.00	0.00	0.00	0.0%
2) Classified Salaries		2000-2999	2,378,195.00	2,247,905.00	1,120,107.91	2,193,119.00	54,786.00	2.4%
3) Employee Benefits		3000-3999	910,557.00	865,350.00	418,108.08	868,386.00	(3,036.00)	-0.4%
4) Books and Supplies		4000-4999	3,033,374.33	3,446,312.00	1,294,677.05	3,498,681.00	(52,369.00)	-1.5%
5) Services and Other Operating Expenditures		5000-5999	233,922.00	418,772.00	167,121.32	419,738.00	(966.00)	-0.2%
6) Capital Outlay		6000-6999	156,039.00	471,039.00	35,568.85	471,039.00	0.00	0.0%
7) Other Outgo (excluding Transfers of Indirect Costs)		7100-7299,7400-7499	0.00	0.00	0.00	0.00	0.00	0.0%
8) Other Outgo - Transfers of Indirect Costs		7300-7399	176,000.00	176,000.00	0.00	184,529.00	(8,529.00)	-4.8%
9) TOTAL, EXPENDITURES			6,888,087.33	7,625,378.00	3,035,583.21	7,635,492.00		
<b>C. EXCESS (DEFICIENCY) OF REVENUES OVER EXPENDITURES BEFORE OTHER FINANCING SOURCES AND USES (A5 - B9)</b>			(158,764.33)	(896,055.00)	(1,197,477.40)	(889,528.00)		
<b>D. OTHER FINANCING SOURCES/USES</b>								
1) Interfund Transfers								
a) Transfers In		8900-8929	0.00	0.00	0.00	0.00	0.00	0.0%
b) Transfers Out		7600-7629	0.00	0.00	0.00	0.00	0.00	0.0%
2) Other Sources/Uses								
a) Sources		8930-8979	0.00	0.00	0.00	0.00	0.00	0.0%
b) Uses		7630-7699	0.00	0.00	0.00	0.00	0.00	0.0%
3) Contributions		8980-8999	0.00	0.00	0.00	0.00	0.00	0.0%
4) TOTAL, OTHER FINANCING SOURCES/USES			0.00	0.00	0.00	0.00		
<b>E. NET INCREASE (DECREASE) IN FUND BALANCE (C + D4)</b>			(158,764.33)	(896,055.00)	(1,197,477.40)	(889,528.00)		
<b>F. FUND BALANCE, RESERVES</b>								
1) Beginning Fund Balance								
a) As of July 1 - Unaudited		9791	5,714,792.92	5,947,866.27		5,947,866.27	0.00	0.0%
b) Audit Adjustments		9793	0.00	0.00		0.00	0.00	0.0%
c) As of July 1 - Audited (F1a + F1b)			5,714,792.92	5,947,866.27		5,947,866.27		
d) Other Restatements		9795	0.00	0.00		0.00	0.00	0.0%
e) Adjusted Beginning Balance (F1c + F1d)			5,714,792.92	5,947,866.27		5,947,866.27		
2) Ending Balance, June 30 (E + F1e)			5,556,028.59	5,051,811.27		5,058,338.27		
Components of Ending Fund Balance								
a) Nonspendable								
Revolving Cash		9711	0.00	0.00		0.00		
Stores		9712	0.00	0.00		0.00		
Prepaid Items		9713	0.00	0.00		0.00		
All Others		9719	0.00	0.00		0.00		
b) Restricted		9740	5,626,068.98	5,051,811.27		5,058,338.27		
c) Committed								
Stabilization Arrangements		9750	0.00	0.00		0.00		
Other Commitments		9760	0.00	0.00		0.00		
d) Assigned								

Description	Resource Codes	Object Codes	Original Budget (A)	Board Approved Operating Budget (B)	Actuals To Date (C)	Projected Year Totals (D)	Difference (Col B & D) (E)	% Diff Column B & D (F)
Other Assignments		9780	0.00	0.00		0.00		
e) Unassigned/Unappropriated								
Reserve for Economic Uncertainties		9789	0.00	0.00		0.00		
Unassigned/Unappropriated Amount		9790	(70,040.39)	0.00		0.00		
<b>FEDERAL REVENUE</b>								
Child Nutrition Programs		8220	4,317,323.00	4,317,323.00	1,262,103.02	4,317,323.00	0.00	0.0%
Donated Food Commodities		8221	365,000.00	365,000.00	0.00	365,000.00	0.00	0.0%
All Other Federal Revenue		8290	0.00	0.00	0.00	0.00	0.00	0.0%
TOTAL, FEDERAL REVENUE			4,682,323.00	4,682,323.00	1,262,103.02	4,682,323.00	0.00	0.0%
<b>OTHER STATE REVENUE</b>								
Child Nutrition Programs		8520	1,920,000.00	1,920,000.00	523,972.70	1,920,000.00	0.00	0.0%
All Other State Revenue		8590	0.00	0.00	0.00	0.00	0.00	0.0%
TOTAL, OTHER STATE REVENUE			1,920,000.00	1,920,000.00	523,972.70	1,920,000.00	0.00	0.0%
<b>OTHER LOCAL REVENUE</b>								
Sales								
Sale of Equipment/Supplies		8631	0.00	0.00	0.00	0.00	0.00	0.0%
Food Service Sales		8634	0.00	0.00	0.00	0.00	0.00	0.0%
Leases and Rentals		8650	0.00	0.00	0.00	0.00	0.00	0.0%
Interest		8660	120,000.00	120,000.00	49,625.31	136,641.00	16,641.00	13.9%
Net Increase (Decrease) in the Fair Value of Investments		8662	0.00	0.00	0.00	0.00	0.00	0.0%
Fees and Contracts								
Interagency Services		8677	0.00	0.00	0.00	0.00	0.00	0.0%
Other Local Revenue								
All Other Local Revenue		8699	7,000.00	7,000.00	2,404.78	7,000.00	0.00	0.0%
TOTAL, OTHER LOCAL REVENUE			127,000.00	127,000.00	52,030.09	143,641.00	16,641.00	13.1%
TOTAL, REVENUES			6,729,323.00	6,729,323.00	1,838,105.81	6,745,964.00		
<b>CERTIFICATED SALARIES</b>								
Certificated Supervisors' and Administrators' Salaries		1300	0.00	0.00	0.00	0.00	0.00	0.0%
Other Certificated Salaries		1900	0.00	0.00	0.00	0.00	0.00	0.0%
TOTAL, CERTIFICATED SALARIES			0.00	0.00	0.00	0.00	0.00	0.0%
<b>CLASSIFIED SALARIES</b>								
Classified Support Salaries		2200	1,771,229.00	1,646,623.00	832,782.96	1,685,367.00	(38,744.00)	-2.4%
Classified Supervisors' and Administrators' Salaries		2300	463,349.00	455,738.00	210,937.53	360,600.00	95,138.00	20.9%
Clerical, Technical and Office Salaries		2400	143,617.00	145,544.00	76,387.42	147,152.00	(1,608.00)	-1.1%
Other Classified Salaries		2900	0.00	0.00	0.00	0.00	0.00	0.0%
TOTAL, CLASSIFIED SALARIES			2,378,195.00	2,247,905.00	1,120,107.91	2,193,119.00	54,786.00	2.4%
<b>EMPLOYEE BENEFITS</b>								
STRS		3101-3102	0.00	0.00	0.00	0.00	0.00	0.0%
PERS		3201-3202	507,436.00	459,317.00	222,613.32	448,262.00	11,055.00	2.4%
OASDI/Medicare/Alternative		3301-3302	169,626.00	158,682.00	79,220.61	155,899.00	2,783.00	1.8%
Health and Welfare Benefits		3401-3402	100,038.00	121,764.00	70,913.70	139,463.00	(17,699.00)	-14.5%
Unemployment Insurance		3501-3502	1,189.00	1,120.00	556.23	1,096.00	24.00	2.1%
Workers' Compensation		3601-3602	95,127.00	89,647.00	44,804.22	87,725.00	1,922.00	2.1%
OPEB, Allocated		3701-3702	0.00	0.00	0.00	0.00	0.00	0.0%
OPEB, Active Employees		3751-3752	0.00	0.00	0.00	0.00	0.00	0.0%
Other Employee Benefits		3901-3902	37,141.00	34,820.00	0.00	35,941.00	(1,121.00)	-3.2%
TOTAL, EMPLOYEE BENEFITS			910,557.00	865,350.00	418,108.08	868,386.00	(3,036.00)	-0.4%
<b>BOOKS AND SUPPLIES</b>								
Books and Other Reference Materials		4200	0.00	0.00	0.00	0.00	0.00	0.0%

Description	Resource Codes	Object Codes	Original Budget (A)	Board Approved Operating Budget (B)	Actuals To Date (C)	Projected Year Totals (D)	Difference (Col B & D) (E)	% Diff Column B & D (F)
Materials and Supplies		4300	44,107.00	61,107.00	38,571.54	72,226.00	(11,119.00)	-18.2%
Noncapitalized Equipment		4400	1,790.00	35,290.00	32,839.04	45,290.00	(10,000.00)	-28.3%
Food		4700	2,987,477.33	3,349,915.00	1,223,266.47	3,381,165.00	(31,250.00)	-0.9%
TOTAL, BOOKS AND SUPPLIES			3,033,374.33	3,446,312.00	1,294,677.05	3,498,681.00	(52,369.00)	-1.5%
<b>SERVICES AND OTHER OPERATING EXPENDITURES</b>								
Subagreements for Services		5100	0.00	0.00	0.00	0.00	0.00	0.0%
Travel and Conferences		5200	2,119.00	2,119.00	281.66	1,200.00	919.00	43.4%
Dues and Memberships		5300	6,495.00	6,495.00	2,110.90	6,795.00	(300.00)	-4.6%
Insurance		5400-5450	0.00	0.00	0.00	0.00	0.00	0.0%
Operations and Housekeeping Services		5500	0.00	0.00	0.00	0.00	0.00	0.0%
Rentals, Leases, Repairs, and Noncapitalized Improvements		5600	137,040.00	192,040.00	75,119.12	192,040.00	0.00	0.0%
Transfers of Direct Costs		5710	0.00	0.00	0.00	0.00	0.00	0.0%
Transfers of Direct Costs - Interfund		5750	(26,270.00)	(26,420.00)	(15,177.55)	(24,835.00)	(1,585.00)	6.0%
Professional/Consulting Services and Operating Expenditures		5800	114,538.00	244,538.00	104,787.19	244,538.00	0.00	0.0%
Communications		5900	0.00	0.00	0.00	0.00	0.00	0.0%
TOTAL, SERVICES AND OTHER OPERATING EXPENDITURES			233,922.00	418,772.00	167,121.32	419,738.00	(966.00)	-0.2%
<b>CAPITAL OUTLAY</b>								
Buildings and Improvements of Buildings		6200	0.00	0.00	0.00	0.00	0.00	0.0%
Equipment		6400	0.00	225,000.00	6,617.20	225,000.00	0.00	0.0%
Equipment Replacement		6500	156,039.00	246,039.00	28,951.65	246,039.00	0.00	0.0%
Lease Assets		6600	0.00	0.00	0.00	0.00	0.00	0.0%
Subscription Assets		6700	0.00	0.00	0.00	0.00	0.00	0.0%
TOTAL, CAPITAL OUTLAY			156,039.00	471,039.00	35,568.85	471,039.00	0.00	0.0%
<b>OTHER OUTGO (excluding Transfers of Indirect Costs)</b>								
Debt Service								
Debt Service - Interest		7438	0.00	0.00	0.00	0.00	0.00	0.0%
Other Debt Service - Principal		7439	0.00	0.00	0.00	0.00	0.00	0.0%
TOTAL, OTHER OUTGO (excluding Transfers of Indirect Costs)			0.00	0.00	0.00	0.00	0.00	0.0%
<b>OTHER OUTGO - TRANSFERS OF INDIRECT COSTS</b>								
Transfers of Indirect Costs - Interfund		7350	176,000.00	176,000.00	0.00	184,529.00	(8,529.00)	-4.8%
TOTAL, OTHER OUTGO - TRANSFERS OF INDIRECT COSTS			176,000.00	176,000.00	0.00	184,529.00	(8,529.00)	-4.8%
TOTAL, EXPENDITURES			6,888,087.33	7,625,378.00	3,035,583.21	7,635,492.00		
<b>INTERFUND TRANSFERS</b>								
<b>INTERFUND TRANSFERS IN</b>								
From: General Fund		8916	0.00	0.00	0.00	0.00	0.00	0.0%
Other Authorized Interfund Transfers In		8919	0.00	0.00	0.00	0.00	0.00	0.0%
(a) TOTAL, INTERFUND TRANSFERS IN			0.00	0.00	0.00	0.00	0.00	0.0%
<b>INTERFUND TRANSFERS OUT</b>								
Other Authorized Interfund Transfers Out		7619	0.00	0.00	0.00	0.00	0.00	0.0%
(b) TOTAL, INTERFUND TRANSFERS OUT			0.00	0.00	0.00	0.00	0.00	0.0%
<b>OTHER SOURCES/USES</b>								
<b>SOURCES</b>								
Other Sources								
Transfers from Funds of Lapsed/Reorganized LEAs		8965	0.00	0.00	0.00	0.00	0.00	0.0%
Long-Term Debt Proceeds								
Proceeds from Leases		8972	0.00	0.00	0.00	0.00	0.00	0.0%
Proceeds from SBITAs		8974	0.00	0.00	0.00	0.00	0.00	0.0%

Description	Resource Codes	Object Codes	Original Budget (A)	Board Approved Operating Budget (B)	Actuals To Date (C)	Projected Year Totals (D)	Difference (Col B & D) (E)	% Diff Column B & D (F)
All Other Financing Sources		8979	0.00	0.00	0.00	0.00	0.00	0.0%
(c) TOTAL, SOURCES			0.00	0.00	0.00	0.00	0.00	0.0%
<b>USES</b>								
Transfers of Funds from Lapsed/Reorganized LEAs		7651	0.00	0.00	0.00	0.00	0.00	0.0%
All Other Financing Uses		7699	0.00	0.00	0.00	0.00	0.00	0.0%
(d) TOTAL, USES			0.00	0.00	0.00	0.00	0.00	0.0%
<b>CONTRIBUTIONS</b>								
Contributions from Unrestricted Revenues		8980	0.00	0.00	0.00	0.00	0.00	0.0%
Contributions from Restricted Revenues		8990	0.00	0.00	0.00	0.00	0.00	0.0%
(e) TOTAL, CONTRIBUTIONS			0.00	0.00	0.00	0.00	0.00	0.0%
TOTAL, OTHER FINANCING SOURCES/USES								
(a - b + c - d + e)			0.00	0.00	0.00	0.00		

Resource	Description	2024-25 Projected Totals
5310	Child Nutrition: School Programs (e.g., School Lunch, School Breakfast, Milk, Pregnant & Lactating Students)	4,030,553.75
5320	Child Nutrition: Child Care Food Program (CCFP) Claims-Centers and Family Day Care Homes (Meal Reimbursements)	.70
5330	Child Nutrition: Summer Food Service Program Operations	1,027,782.83
5466	Child Nutrition: Supply Chain Assistance (SCA) Funds	.02
7033	Child Nutrition: School Food Best Practices Apportionment	.97
Total, Restricted Balance		5,058,338.27

Description	Resource Codes	Object Codes	Original Budget (A)	Board Approved Operating Budget (B)	Actuals To Date (C)	Projected Year Totals (D)	Difference (Col B & D) (E)	% Diff Column B & D (F)
<b>A. REVENUES</b>								
1) LCFF Sources		8010-8099	0.00	0.00	0.00	0.00	0.00	0.0%
2) Federal Revenue		8100-8299	0.00	0.00	0.00	0.00	0.00	0.0%
3) Other State Revenue		8300-8599	0.00	0.00	0.00	0.00	0.00	0.0%
4) Other Local Revenue		8600-8799	700.00	700.00	3,198.67	9,284.00	8,584.00	1,226.3%
5) TOTAL, REVENUES			700.00	700.00	3,198.67	9,284.00		
<b>B. EXPENDITURES</b>								
1) Certificated Salaries		1000-1999	0.00	0.00	0.00	0.00	0.00	0.0%
2) Classified Salaries		2000-2999	0.00	0.00	0.00	0.00	0.00	0.0%
3) Employee Benefits		3000-3999	0.00	0.00	0.00	0.00	0.00	0.0%
4) Books and Supplies		4000-4999	15,000.00	15,000.00	0.00	15,000.00	0.00	0.0%
5) Services and Other Operating Expenditures		5000-5999	150,000.00	156,613.00	350.00	156,613.00	0.00	0.0%
6) Capital Outlay		6000-6999	352,000.00	352,000.00	0.00	352,000.00	0.00	0.0%
7) Other Outgo (excluding Transfers of Indirect Costs)		7100-7299,7400-7499	0.00	0.00	0.00	0.00	0.00	0.0%
8) Other Outgo - Transfers of Indirect Costs		7300-7399	0.00	0.00	0.00	0.00	0.00	0.0%
9) TOTAL, EXPENDITURES			517,000.00	523,613.00	350.00	523,613.00		
<b>C. EXCESS (DEFICIENCY) OF REVENUES OVER EXPENDITURES BEFORE OTHER FINANCING SOURCES AND USES (A5 - B9)</b>			(516,300.00)	(522,913.00)	2,848.67	(514,329.00)		
<b>D. OTHER FINANCING SOURCES/USES</b>								
1) Interfund Transfers								
a) Transfers In		8900-8929	1,000,000.00	1,000,000.00	0.00	1,000,000.00	0.00	0.0%
b) Transfers Out		7600-7629	0.00	0.00	0.00	0.00	0.00	0.0%
2) Other Sources/Uses								
a) Sources		8930-8979	0.00	0.00	0.00	0.00	0.00	0.0%
b) Uses		7630-7699	0.00	0.00	0.00	0.00	0.00	0.0%
3) Contributions		8980-8999	0.00	0.00	0.00	0.00	0.00	0.0%
4) TOTAL, OTHER FINANCING SOURCES/USES			1,000,000.00	1,000,000.00	0.00	1,000,000.00		
<b>E. NET INCREASE (DECREASE) IN FUND BALANCE (C + D4)</b>			483,700.00	477,087.00	2,848.67	485,671.00		
<b>F. FUND BALANCE, RESERVES</b>								
1) Beginning Fund Balance								
a) As of July 1 - Unaudited		9791	304,417.33	336,345.08		336,345.08	0.00	0.0%
b) Audit Adjustments		9793	0.00	0.00		0.00	0.00	0.0%
c) As of July 1 - Audited (F1a + F1b)			304,417.33	336,345.08		336,345.08		
d) Other Restatements		9795	0.00	0.00		0.00	0.00	0.0%
e) Adjusted Beginning Balance (F1c + F1d)			304,417.33	336,345.08		336,345.08		
2) Ending Balance, June 30 (E + F1e)			788,117.33	813,432.08		822,016.08		
Components of Ending Fund Balance								
a) Nonspendable								
Revolving Cash		9711	0.00	0.00		0.00		
Stores		9712	0.00	0.00		0.00		
Prepaid Items		9713	0.00	0.00		0.00		
All Others		9719	0.00	0.00		0.00		
b) Restricted		9740	32,977.28	32,977.28		32,977.28		
c) Committed								
Stabilization Arrangements		9750	0.00	0.00		0.00		
Other Commitments		9760	755,140.05	780,454.80		789,038.80		
d) Assigned								
Other Assignments		9780	0.00	0.00		0.00		

Description	Resource Codes	Object Codes	Original Budget (A)	Board Approved Operating Budget (B)	Actuals To Date (C)	Projected Year Totals (D)	Difference (Col B & D) (E)	% Diff Column B & D (F)
e) Unassigned/Unappropriated								
Reserve for Economic Uncertainties		9789	0.00	0.00		0.00		
Unassigned/Unappropriated Amount		9790	0.00	0.00		0.00		
<b>LCFF SOURCES</b>								
LCFF Transfers								
LCFF Transfers - Current Year		8091	0.00	0.00	0.00	0.00	0.00	0.0%
LCFF/Revenue Limit Transfers - Prior Years		8099	0.00	0.00	0.00	0.00	0.00	0.0%
TOTAL, LCFF SOURCES			0.00	0.00	0.00	0.00	0.00	0.0%
<b>OTHER STATE REVENUE</b>								
All Other State Revenue		8590	0.00	0.00	0.00	0.00	0.00	0.0%
TOTAL, OTHER STATE REVENUE			0.00	0.00	0.00	0.00	0.00	0.0%
<b>OTHER LOCAL REVENUE</b>								
Community Redevelopment Funds Not Subject to LCFF Deduction		8625	0.00	0.00	0.00	0.00	0.00	0.0%
Sales								
Sale of Equipment/Supplies		8631	0.00	0.00	0.00	0.00	0.00	0.0%
Interest		8660	700.00	700.00	3,198.67	9,284.00	8,584.00	1,226.3%
Net Increase (Decrease) in the Fair Value of Investments		8662	0.00	0.00	0.00	0.00	0.00	0.0%
Other Local Revenue								
All Other Local Revenue		8699	0.00	0.00	0.00	0.00	0.00	0.0%
All Other Transfers In from All Others		8799	0.00	0.00	0.00	0.00	0.00	0.0%
TOTAL, OTHER LOCAL REVENUE			700.00	700.00	3,198.67	9,284.00	8,584.00	1,226.3%
TOTAL, REVENUES			700.00	700.00	3,198.67	9,284.00		
<b>CLASSIFIED SALARIES</b>								
Classified Support Salaries		2200	0.00	0.00	0.00	0.00	0.00	0.0%
Other Classified Salaries		2900	0.00	0.00	0.00	0.00	0.00	0.0%
TOTAL, CLASSIFIED SALARIES			0.00	0.00	0.00	0.00	0.00	0.0%
<b>EMPLOYEE BENEFITS</b>								
STRS		3101-3102	0.00	0.00	0.00	0.00	0.00	0.0%
PERS		3201-3202	0.00	0.00	0.00	0.00	0.00	0.0%
OASDI/Medicare/Alternative		3301-3302	0.00	0.00	0.00	0.00	0.00	0.0%
Health and Welfare Benefits		3401-3402	0.00	0.00	0.00	0.00	0.00	0.0%
Unemployment Insurance		3501-3502	0.00	0.00	0.00	0.00	0.00	0.0%
Workers' Compensation		3601-3602	0.00	0.00	0.00	0.00	0.00	0.0%
OPEB, Allocated		3701-3702	0.00	0.00	0.00	0.00	0.00	0.0%
OPEB, Active Employees		3751-3752	0.00	0.00	0.00	0.00	0.00	0.0%
Other Employee Benefits		3901-3902	0.00	0.00	0.00	0.00	0.00	0.0%
TOTAL, EMPLOYEE BENEFITS			0.00	0.00	0.00	0.00	0.00	0.0%
<b>BOOKS AND SUPPLIES</b>								
Books and Other Reference Materials		4200	0.00	0.00	0.00	0.00	0.00	0.0%
Materials and Supplies		4300	15,000.00	15,000.00	0.00	15,000.00	0.00	0.0%
Noncapitalized Equipment		4400	0.00	0.00	0.00	0.00	0.00	0.0%
TOTAL, BOOKS AND SUPPLIES			15,000.00	15,000.00	0.00	15,000.00	0.00	0.0%
<b>SERVICES AND OTHER OPERATING EXPENDITURES</b>								
Subagreements for Services		5100	0.00	0.00	0.00	0.00	0.00	0.0%
Travel and Conferences		5200	0.00	0.00	0.00	0.00	0.00	0.0%
Rentals, Leases, Repairs, and Noncapitalized Improvements		5600	150,000.00	156,613.00	350.00	156,613.00	0.00	0.0%
Transfers of Direct Costs		5710	0.00	0.00	0.00	0.00	0.00	0.0%
Transfers of Direct Costs - Interfund		5750	0.00	0.00	0.00	0.00	0.00	0.0%
Professional/Consulting Services and								



Description	Resource Codes	Object Codes	Original Budget (A)	Board Approved Operating Budget (B)	Actuals To Date (C)	Projected Year Totals (D)	Difference (Col B & D) (E)	% Diff Column B & D (F)
Operating Expenditures		5800	0.00	0.00	0.00	0.00	0.00	0.0%
TOTAL, SERVICES AND OTHER OPERATING EXPENDITURES			150,000.00	156,613.00	350.00	156,613.00	0.00	0.0%
<b>CAPITAL OUTLAY</b>								
Land Improvements		6170	0.00	0.00	0.00	0.00	0.00	0.0%
Buildings and Improvements of Buildings		6200	352,000.00	352,000.00	0.00	352,000.00	0.00	0.0%
Equipment		6400	0.00	0.00	0.00	0.00	0.00	0.0%
Equipment Replacement		6500	0.00	0.00	0.00	0.00	0.00	0.0%
Lease Assets		6600	0.00	0.00	0.00	0.00	0.00	0.0%
Subscription Assets		6700	0.00	0.00	0.00	0.00	0.00	0.0%
TOTAL, CAPITAL OUTLAY			352,000.00	352,000.00	0.00	352,000.00	0.00	0.0%
<b>OTHER OUTGO (excluding Transfers of Indirect Costs)</b>								
Debt Service								
Debt Service - Interest		7438	0.00	0.00	0.00	0.00	0.00	0.0%
Other Debt Service - Principal		7439	0.00	0.00	0.00	0.00	0.00	0.0%
TOTAL, OTHER OUTGO (excluding Transfers of Indirect Costs)			0.00	0.00	0.00	0.00	0.00	0.0%
TOTAL, EXPENDITURES			517,000.00	523,613.00	350.00	523,613.00		
<b>INTERFUND TRANSFERS</b>								
<b>INTERFUND TRANSFERS IN</b>								
Other Authorized Interfund Transfers In		8919	1,000,000.00	1,000,000.00	0.00	1,000,000.00	0.00	0.0%
(a) TOTAL, INTERFUND TRANSFERS IN			1,000,000.00	1,000,000.00	0.00	1,000,000.00	0.00	0.0%
<b>INTERFUND TRANSFERS OUT</b>								
Other Authorized Interfund Transfers Out		7619	0.00	0.00	0.00	0.00	0.00	0.0%
(b) TOTAL, INTERFUND TRANSFERS OUT			0.00	0.00	0.00	0.00	0.00	0.0%
<b>OTHER SOURCES/USES</b>								
<b>SOURCES</b>								
Other Sources								
Transfers from Funds of Lapsed/Reorganized LEAs		8965	0.00	0.00	0.00	0.00	0.00	0.0%
Long-Term Debt Proceeds								
Proceeds from Leases		8972	0.00	0.00	0.00	0.00	0.00	0.0%
Proceeds from SBITAs		8974	0.00	0.00	0.00	0.00	0.00	0.0%
All Other Financing Sources		8979	0.00	0.00	0.00	0.00	0.00	0.0%
(c) TOTAL, SOURCES			0.00	0.00	0.00	0.00	0.00	0.0%
<b>USES</b>								
Transfers of Funds from Lapsed/Reorganized LEAs		7651	0.00	0.00	0.00	0.00	0.00	0.0%
All Other Financing Uses		7699	0.00	0.00	0.00	0.00	0.00	0.0%
(d) TOTAL, USES			0.00	0.00	0.00	0.00	0.00	0.0%
<b>CONTRIBUTIONS</b>								
Contributions from Unrestricted Revenues		8980	0.00	0.00	0.00	0.00	0.00	0.0%
Contributions from Restricted Revenues		8990	0.00	0.00	0.00	0.00	0.00	0.0%
(e) TOTAL, CONTRIBUTIONS			0.00	0.00	0.00	0.00	0.00	0.0%
TOTAL, OTHER FINANCING SOURCES/USES			1,000,000.00	1,000,000.00	0.00	1,000,000.00		
(a - b + c - d + e)			1,000,000.00	1,000,000.00	0.00	1,000,000.00		

Resource	Description	2024-25 Projected Totals
9010	Other Restricted Local	32,977.28
Total, Restricted Balance		32,977.28



Description	Resource Codes	Object Codes	Original Budget (A)	Board Approved Operating Budget (B)	Actuals To Date (C)	Projected Year Totals (D)	Difference (Col B & D) (E)	% Diff Column B & D (F)
<b>A. REVENUES</b>								
1) LCFF Sources		8010-8099	0.00	0.00	0.00	0.00	0.00	0.0%
2) Federal Revenue		8100-8299	0.00	0.00	0.00	0.00	0.00	0.0%
3) Other State Revenue		8300-8599	0.00	0.00	0.00	0.00	0.00	0.0%
4) Other Local Revenue		8600-8799	90,000.00	90,000.00	40,317.72	117,645.00	27,645.00	30.7%
5) TOTAL, REVENUES			90,000.00	90,000.00	40,317.72	117,645.00		
<b>B. EXPENDITURES</b>								
1) Certificated Salaries		1000-1999	0.00	0.00	0.00	0.00	0.00	0.0%
2) Classified Salaries		2000-2999	0.00	0.00	0.00	0.00	0.00	0.0%
3) Employee Benefits		3000-3999	0.00	0.00	0.00	0.00	0.00	0.0%
4) Books and Supplies		4000-4999	0.00	0.00	0.00	0.00	0.00	0.0%
5) Services and Other Operating Expenditures		5000-5999	0.00	0.00	0.00	0.00	0.00	0.0%
6) Capital Outlay		6000-6999	0.00	0.00	0.00	0.00	0.00	0.0%
7) Other Outgo (excluding Transfers of Indirect Costs)		7100-7299,7400-7499	0.00	0.00	0.00	0.00	0.00	0.0%
8) Other Outgo - Transfers of Indirect Costs		7300-7399	0.00	0.00	0.00	0.00	0.00	0.0%
9) TOTAL, EXPENDITURES			0.00	0.00	0.00	0.00		
<b>C. EXCESS (DEFICIENCY) OF REVENUES OVER EXPENDITURES BEFORE OTHER FINANCING SOURCES AND USES (A5 - B9)</b>			90,000.00	90,000.00	40,317.72	117,645.00		
<b>D. OTHER FINANCING SOURCES/USES</b>								
1) Interfund Transfers								
a) Transfers In		8900-8929	0.00	0.00	0.00	0.00	0.00	0.0%
b) Transfers Out		7600-7629	0.00	0.00	0.00	0.00	0.00	0.0%
2) Other Sources/Uses								
a) Sources		8930-8979	0.00	0.00	0.00	0.00	0.00	0.0%
b) Uses		7630-7699	0.00	0.00	0.00	0.00	0.00	0.0%
3) Contributions		8980-8999	0.00	0.00	0.00	0.00	0.00	0.0%
4) TOTAL, OTHER FINANCING SOURCES/USES			0.00	0.00	0.00	0.00		
<b>E. NET INCREASE (DECREASE) IN FUND BALANCE (C + D4)</b>			90,000.00	90,000.00	40,317.72	117,645.00		
<b>F. FUND BALANCE, RESERVES</b>								
1) Beginning Fund Balance								
a) As of July 1 - Unaudited		9791	3,779,825.97	3,818,679.51		3,818,679.51	0.00	0.0%
b) Audit Adjustments		9793	0.00	0.00		0.00	0.00	0.0%
c) As of July 1 - Audited (F1a + F1b)			3,779,825.97	3,818,679.51		3,818,679.51		
d) Other Restatements		9795	0.00	0.00		0.00	0.00	0.0%
e) Adjusted Beginning Balance (F1c + F1d)			3,779,825.97	3,818,679.51		3,818,679.51		
2) Ending Balance, June 30 (E + F1e)			3,869,825.97	3,908,679.51		3,936,324.51		
Components of Ending Fund Balance								
a) Nonspendable								
Revolving Cash		9711	0.00	0.00		0.00		
Stores		9712	0.00	0.00		0.00		
Prepaid Items		9713	0.00	0.00		0.00		
All Others		9719	0.00	0.00		0.00		
b) Restricted								
c) Committed								
Stabilization Arrangements		9750	0.00	0.00		0.00		
Other Commitments		9760	3,869,825.97	3,908,679.51		0.00		
d) Assigned								
Other Assignments		9780	0.00	0.00		3,936,324.51		

Description	Resource Codes	Object Codes	Original Budget (A)	Board Approved Operating Budget (B)	Actuals To Date (C)	Projected Year Totals (D)	Difference (Col B & D) (E)	% Diff Column B & D (F)
e) Unassigned/Unappropriated								
Reserve for Economic Uncertainties		9789	0.00	0.00		0.00		
Unassigned/Unappropriated Amount		9790	0.00	0.00		0.00		
<b>OTHER LOCAL REVENUE</b>								
Sales								
Sale of Equipment/Supplies		8631	0.00	0.00	0.00	0.00	0.00	0.0%
Interest		8660	90,000.00	90,000.00	40,317.72	117,645.00	27,645.00	30.7%
Net Increase (Decrease) in the Fair Value of Investments		8662	0.00	0.00	0.00	0.00	0.00	0.0%
TOTAL, OTHER LOCAL REVENUE			90,000.00	90,000.00	40,317.72	117,645.00	27,645.00	30.7%
TOTAL, REVENUES			90,000.00	90,000.00	40,317.72	117,645.00		
<b>INTERFUND TRANSFERS</b>								
<b>INTERFUND TRANSFERS IN</b>								
From: General Fund/CSSF		8912	0.00	0.00	0.00	0.00	0.00	0.0%
Other Authorized Interfund Transfers In		8919	0.00	0.00	0.00	0.00	0.00	0.0%
(a) TOTAL, INTERFUND TRANSFERS IN			0.00	0.00	0.00	0.00	0.00	0.0%
<b>INTERFUND TRANSFERS OUT</b>								
To: General Fund/CSSF		7612	0.00	0.00	0.00	0.00	0.00	0.0%
To: State School Building Fund/County School Facilities Fund		7613	0.00	0.00	0.00	0.00	0.00	0.0%
Other Authorized Interfund Transfers Out		7619	0.00	0.00	0.00	0.00	0.00	0.0%
(b) TOTAL, INTERFUND TRANSFERS OUT			0.00	0.00	0.00	0.00	0.00	0.0%
<b>OTHER SOURCES/USES</b>								
<b>SOURCES</b>								
Other Sources								
Transfers from Funds of Lapsed/Reorganized LEAs		8965	0.00	0.00	0.00	0.00	0.00	0.0%
(c) TOTAL, SOURCES			0.00	0.00	0.00	0.00	0.00	0.0%
<b>USES</b>								
Transfers of Funds from Lapsed/Reorganized LEAs		7651	0.00	0.00	0.00	0.00	0.00	0.0%
(d) TOTAL, USES			0.00	0.00	0.00	0.00	0.00	0.0%
<b>CONTRIBUTIONS</b>								
Contributions from Restricted Revenues		8990	0.00	0.00	0.00	0.00	0.00	0.0%
(e) TOTAL, CONTRIBUTIONS			0.00	0.00	0.00	0.00	0.00	0.0%
TOTAL, OTHER FINANCING SOURCES/USES								
(a - b + c - d + e)			0.00	0.00	0.00	0.00		

Resource	Description	2024-25 Projected Totals
Total, Restricted Balance		0.00

Description	Resource Codes	Object Codes	Original Budget (A)	Board Approved Operating Budget (B)	Actuals To Date (C)	Projected Year Totals (D)	Difference (Col B & D) (E)	% Diff Column B & D (F)
<b>A. REVENUES</b>								
1) LCFF Sources		8010-8099	0.00	0.00	0.00	0.00	0.00	0.0%
2) Federal Revenue		8100-8299	0.00	0.00	0.00	0.00	0.00	0.0%
3) Other State Revenue		8300-8599	0.00	0.00	0.00	0.00	0.00	0.0%
4) Other Local Revenue		8600-8799	450,000.00	450,000.00	331,349.19	954,683.00	504,683.00	112.2%
5) TOTAL, REVENUES			450,000.00	450,000.00	331,349.19	954,683.00		
<b>B. EXPENDITURES</b>								
1) Certificated Salaries		1000-1999	0.00	0.00	0.00	0.00	0.00	0.0%
2) Classified Salaries		2000-2999	0.00	0.00	0.00	0.00	0.00	0.0%
3) Employee Benefits		3000-3999	0.00	0.00	0.00	0.00	0.00	0.0%
4) Books and Supplies		4000-4999	0.00	6,093.00	6,092.42	6,093.00	0.00	0.0%
5) Services and Other Operating Expenditures		5000-5999	166,800.00	11,832,479.00	300,442.50	11,832,729.00	(250.00)	0.0%
6) Capital Outlay		6000-6999	4,728,000.00	5,520,870.00	1,979,541.04	5,520,620.00	250.00	0.0%
7) Other Outgo (excluding Transfers of Indirect Costs)		7100-7299,7400-7499	0.00	0.00	0.00	0.00	0.00	0.0%
8) Other Outgo - Transfers of Indirect Costs		7300-7399	0.00	0.00	0.00	0.00	0.00	0.0%
9) TOTAL, EXPENDITURES			4,894,800.00	17,359,442.00	2,286,075.96	17,359,442.00		
<b>C. EXCESS (DEFICIENCY) OF REVENUES OVER EXPENDITURES BEFORE OTHER FINANCING SOURCES AND USES (A5 - B9)</b>			(4,444,800.00)	(16,909,442.00)	(1,954,726.77)	(16,404,759.00)		
<b>D. OTHER FINANCING SOURCES/USES</b>								
1) Interfund Transfers								
a) Transfers In		8900-8929	0.00	0.00	0.00	0.00	0.00	0.0%
b) Transfers Out		7600-7629	0.00	0.00	0.00	0.00	0.00	0.0%
2) Other Sources/Uses								
a) Sources		8930-8979	0.00	0.00	0.00	0.00	0.00	0.0%
b) Uses		7630-7699	0.00	0.00	0.00	0.00	0.00	0.0%
3) Contributions		8980-8999	0.00	0.00	0.00	0.00	0.00	0.0%
4) TOTAL, OTHER FINANCING SOURCES/USES			0.00	0.00	0.00	0.00		
<b>E. NET INCREASE (DECREASE) IN FUND BALANCE (C + D4)</b>			(4,444,800.00)	(16,909,442.00)	(1,954,726.77)	(16,404,759.00)		
<b>F. FUND BALANCE, RESERVES</b>								
1) Beginning Fund Balance								
a) As of July 1 - Unaudited		9791	29,562,661.50	31,967,376.22		31,967,376.22	0.00	0.0%
b) Audit Adjustments		9793	0.00	0.00		0.00	0.00	0.0%
c) As of July 1 - Audited (F1a + F1b)			29,562,661.50	31,967,376.22		31,967,376.22		
d) Other Restatements		9795	0.00	0.00		0.00	0.00	0.0%
e) Adjusted Beginning Balance (F1c + F1d)			29,562,661.50	31,967,376.22		31,967,376.22		
2) Ending Balance, June 30 (E + F1e)			25,117,861.50	15,057,934.22		15,562,617.22		
Components of Ending Fund Balance								
a) Nonspendable								
Revolving Cash		9711	0.00	0.00		0.00		
Stores		9712	0.00	0.00		0.00		
Prepaid Items		9713	0.00	0.00		0.00		
All Others		9719	0.00	0.00		0.00		
b) Legally Restricted Balance		9740	3,950,401.15	3,940,497.24		3,946,967.24		
c) Committed								
Stabilization Arrangements		9750	0.00	0.00		0.00		
Other Commitments		9760	0.00	0.00		0.00		
d) Assigned								

Description	Resource Codes	Object Codes	Original Budget (A)	Board Approved Operating Budget (B)	Actuals To Date (C)	Projected Year Totals (D)	Difference (Col B & D) (E)	% Diff Column B & D (F)
Other Assignments		9780	21,167,460.35	11,117,436.98		11,615,649.98		
e) Unassigned/Unappropriated								
Reserve for Economic Uncertainties		9789	0.00	0.00		0.00		
Unassigned/Unappropriated Amount		9790	0.00	0.00		0.00		
<b>FEDERAL REVENUE</b>								
FEMA		8281	0.00	0.00	0.00	0.00	0.00	0.0%
All Other Federal Revenue		8290	0.00	0.00	0.00	0.00	0.00	0.0%
TOTAL, FEDERAL REVENUE			0.00	0.00	0.00	0.00	0.00	0.0%
<b>OTHER STATE REVENUE</b>								
Tax Relief Subventions								
Restricted Levies - Other								
Homeowners' Exemptions		8575	0.00	0.00	0.00	0.00	0.00	0.0%
Other Subventions/In-Lieu Taxes		8576	0.00	0.00	0.00	0.00	0.00	0.0%
All Other State Revenue		8590	0.00	0.00	0.00	0.00	0.00	0.0%
TOTAL, OTHER STATE REVENUE			0.00	0.00	0.00	0.00	0.00	0.0%
<b>OTHER LOCAL REVENUE</b>								
County and District Taxes								
Other Restricted Levies								
Secured Roll		8615	0.00	0.00	0.00	0.00	0.00	0.0%
Unsecured Roll		8616	0.00	0.00	0.00	0.00	0.00	0.0%
Prior Years' Taxes		8617	0.00	0.00	0.00	0.00	0.00	0.0%
Supplemental Taxes		8618	0.00	0.00	0.00	0.00	0.00	0.0%
Non-Ad Valorem Taxes								
Parcel Taxes		8621	0.00	0.00	0.00	0.00	0.00	0.0%
Other		8622	0.00	0.00	0.00	0.00	0.00	0.0%
Community Redevelopment Funds Not Subject to LCFF Deduction		8625	0.00	0.00	0.00	0.00	0.00	0.0%
Penalties and Interest from Delinquent Non-LCFF Taxes		8629	0.00	0.00	0.00	0.00	0.00	0.0%
Sales								
Sale of Equipment/Supplies		8631	0.00	0.00	0.00	0.00	0.00	0.0%
Leases and Rentals		8650	0.00	0.00	0.00	0.00	0.00	0.0%
Interest		8660	450,000.00	450,000.00	331,349.19	954,683.00	504,683.00	112.2%
Net Increase (Decrease) in the Fair Value of Investments		8662	0.00	0.00	0.00	0.00	0.00	0.0%
Other Local Revenue								
All Other Local Revenue		8699	0.00	0.00	0.00	0.00	0.00	0.0%
All Other Transfers In from All Others		8799	0.00	0.00	0.00	0.00	0.00	0.0%
TOTAL, OTHER LOCAL REVENUE			450,000.00	450,000.00	331,349.19	954,683.00	504,683.00	112.2%
TOTAL, REVENUES			450,000.00	450,000.00	331,349.19	954,683.00		
<b>CLASSIFIED SALARIES</b>								
Classified Support Salaries		2200	0.00	0.00	0.00	0.00	0.00	0.0%
Classified Supervisors' and Administrators' Salaries		2300	0.00	0.00	0.00	0.00	0.00	0.0%
Clerical, Technical and Office Salaries		2400	0.00	0.00	0.00	0.00	0.00	0.0%
Other Classified Salaries		2900	0.00	0.00	0.00	0.00	0.00	0.0%
TOTAL, CLASSIFIED SALARIES			0.00	0.00	0.00	0.00	0.00	0.0%
<b>EMPLOYEE BENEFITS</b>								
STRS		3101-3102	0.00	0.00	0.00	0.00	0.00	0.0%
PERS		3201-3202	0.00	0.00	0.00	0.00	0.00	0.0%
OASDI/Medicare/Alternative		3301-3302	0.00	0.00	0.00	0.00	0.00	0.0%
Health and Welfare Benefits		3401-3402	0.00	0.00	0.00	0.00	0.00	0.0%



Description	Resource Codes	Object Codes	Original Budget (A)	Board Approved Operating Budget (B)	Actuals To Date (C)	Projected Year Totals (D)	Difference (Col B & D) (E)	% Diff Column B & D (F)
Unemployment Insurance		3501-3502	0.00	0.00	0.00	0.00	0.00	0.0%
Workers' Compensation		3601-3602	0.00	0.00	0.00	0.00	0.00	0.0%
OPEB, Allocated		3701-3702	0.00	0.00	0.00	0.00	0.00	0.0%
OPEB, Active Employees		3751-3752	0.00	0.00	0.00	0.00	0.00	0.0%
Other Employee Benefits		3901-3902	0.00	0.00	0.00	0.00	0.00	0.0%
TOTAL, EMPLOYEE BENEFITS			0.00	0.00	0.00	0.00	0.00	0.0%
<b>BOOKS AND SUPPLIES</b>								
Books and Other Reference Materials		4200	0.00	0.00	0.00	0.00	0.00	0.0%
Materials and Supplies		4300	0.00	6,093.00	6,092.42	6,093.00	0.00	0.0%
Noncapitalized Equipment		4400	0.00	0.00	0.00	0.00	0.00	0.0%
TOTAL, BOOKS AND SUPPLIES			0.00	6,093.00	6,092.42	6,093.00	0.00	0.0%
<b>SERVICES AND OTHER OPERATING EXPENDITURES</b>								
Subagreements for Services		5100	0.00	0.00	0.00	0.00	0.00	0.0%
Travel and Conferences		5200	0.00	0.00	0.00	0.00	0.00	0.0%
Insurance		5400-5450	0.00	0.00	0.00	0.00	0.00	0.0%
Operations and Housekeeping Services		5500	0.00	0.00	0.00	0.00	0.00	0.0%
Rentals, Leases, Repairs, and Noncapitalized Improvements		5600	0.00	0.00	0.00	0.00	0.00	0.0%
Transfers of Direct Costs		5710	0.00	0.00	0.00	0.00	0.00	0.0%
Transfers of Direct Costs - Interfund		5750	0.00	0.00	0.00	0.00	0.00	0.0%
Professional/Consulting Services and Operating Expenditures		5800	166,800.00	11,832,479.00	300,442.50	11,832,729.00	(250.00)	0.0%
Communications		5900	0.00	0.00	0.00	0.00	0.00	0.0%
TOTAL, SERVICES AND OTHER OPERATING EXPENDITURES			166,800.00	11,832,479.00	300,442.50	11,832,729.00	(250.00)	0.0%
<b>CAPITAL OUTLAY</b>								
Land		6100	0.00	0.00	0.00	0.00	0.00	0.0%
Land Improvements		6170	0.00	80,978.00	70,577.04	80,978.00	0.00	0.0%
Buildings and Improvements of Buildings		6200	4,728,000.00	5,439,892.00	1,908,964.00	5,439,642.00	250.00	0.0%
Books and Media for New School Libraries or Major Expansion of School Libraries		6300	0.00	0.00	0.00	0.00	0.00	0.0%
Equipment		6400	0.00	0.00	0.00	0.00	0.00	0.0%
Equipment Replacement		6500	0.00	0.00	0.00	0.00	0.00	0.0%
Lease Assets		6600	0.00	0.00	0.00	0.00	0.00	0.0%
Subscription Assets		6700	0.00	0.00	0.00	0.00	0.00	0.0%
TOTAL, CAPITAL OUTLAY			4,728,000.00	5,520,870.00	1,979,541.04	5,520,620.00	250.00	0.0%
<b>OTHER OUTGO (excluding Transfers of Indirect Costs)</b>								
Other Transfers Out								
All Other Transfers Out to All Others		7299	0.00	0.00	0.00	0.00	0.00	0.0%
Debt Service								
Repayment of State School Building Fund Aid - Proceeds from Bonds		7435	0.00	0.00	0.00	0.00	0.00	0.0%
Debt Service - Interest		7438	0.00	0.00	0.00	0.00	0.00	0.0%
Other Debt Service - Principal		7439	0.00	0.00	0.00	0.00	0.00	0.0%
TOTAL, OTHER OUTGO (excluding Transfers of Indirect Costs)			0.00	0.00	0.00	0.00	0.00	0.0%
TOTAL, EXPENDITURES			4,894,800.00	17,359,442.00	2,286,075.96	17,359,442.00		
<b>INTERFUND TRANSFERS</b>								
<b>INTERFUND TRANSFERS IN</b>								
Other Authorized Interfund Transfers In		8919	0.00	0.00	0.00	0.00	0.00	0.0%
(a) TOTAL, INTERFUND TRANSFERS IN			0.00	0.00	0.00	0.00	0.00	0.0%

Description	Resource Codes	Object Codes	Original Budget (A)	Board Approved Operating Budget (B)	Actuals To Date (C)	Projected Year Totals (D)	Difference (Col B & D) (E)	% Diff Column B & D (F)
<b>INTERFUND TRANSFERS OUT</b>								
To: State School Building Fund/County School Facilities Fund		7613	0.00	0.00	0.00	0.00	0.00	0.0%
Other Authorized Interfund Transfers Out		7619	0.00	0.00	0.00	0.00	0.00	0.0%
(b) TOTAL, INTERFUND TRANSFERS OUT			0.00	0.00	0.00	0.00	0.00	0.0%
<b>OTHER SOURCES/USES</b>								
<b>SOURCES</b>								
Proceeds								
Proceeds from Sale of Bonds		8951	0.00	0.00	0.00	0.00	0.00	0.0%
Proceeds from Sale/Lease-Purchase of Land/Buildings		8953	0.00	0.00	0.00	0.00	0.00	0.0%
Other Sources								
County School Building Aid		8961	0.00	0.00	0.00	0.00	0.00	0.0%
Transfers from Funds of Lapsed/Reorganized LEAs		8965	0.00	0.00	0.00	0.00	0.00	0.0%
Long-Term Debt Proceeds								
Proceeds from Certificates of Participation		8971	0.00	0.00	0.00	0.00	0.00	0.0%
Proceeds from Leases		8972	0.00	0.00	0.00	0.00	0.00	0.0%
Proceeds from Lease Revenue Bonds		8973	0.00	0.00	0.00	0.00	0.00	0.0%
Proceeds from SBITAs		8974	0.00	0.00	0.00	0.00	0.00	0.0%
All Other Financing Sources		8979	0.00	0.00	0.00	0.00	0.00	0.0%
(c) TOTAL, SOURCES			0.00	0.00	0.00	0.00	0.00	0.0%
<b>USES</b>								
Transfers of Funds from Lapsed/Reorganized LEAs		7651	0.00	0.00	0.00	0.00	0.00	0.0%
All Other Financing Uses		7699	0.00	0.00	0.00	0.00	0.00	0.0%
(d) TOTAL, USES			0.00	0.00	0.00	0.00	0.00	0.0%
<b>CONTRIBUTIONS</b>								
Contributions from Unrestricted Revenues		8980	0.00	0.00	0.00	0.00	0.00	0.0%
Contributions from Restricted Revenues		8990	0.00	0.00	0.00	0.00	0.00	0.0%
(e) TOTAL, CONTRIBUTIONS			0.00	0.00	0.00	0.00	0.00	0.0%
<b>TOTAL, OTHER FINANCING SOURCES/USES</b>								
(a - b + c - d + e)			0.00	0.00	0.00	0.00		

Resource	Description	2024-25 Projected Totals
9010	Other Restricted Local	3,946,967.24
Total, Restricted Balance		3,946,967.24

Description	Resource Codes	Object Codes	Original Budget (A)	Board Approved Operating Budget (B)	Actuals To Date (C)	Projected Year Totals (D)	Difference (Col B & D) (E)	% Diff Column B & D (F)
<b>A. REVENUES</b>								
1) LCFF Sources		8010-8099	0.00	0.00	0.00	0.00	0.00	0.0%
2) Federal Revenue		8100-8299	0.00	0.00	0.00	0.00	0.00	0.0%
3) Other State Revenue		8300-8599	0.00	0.00	0.00	0.00	0.00	0.0%
4) Other Local Revenue		8600-8799	240,000.00	240,000.00	81,635.02	245,068.00	5,068.00	2.1%
5) TOTAL, REVENUES			240,000.00	240,000.00	81,635.02	245,068.00		
<b>B. EXPENDITURES</b>								
1) Certificated Salaries		1000-1999	0.00	0.00	0.00	0.00	0.00	0.0%
2) Classified Salaries		2000-2999	0.00	0.00	0.00	0.00	0.00	0.0%
3) Employee Benefits		3000-3999	0.00	0.00	0.00	0.00	0.00	0.0%
4) Books and Supplies		4000-4999	0.00	0.00	0.00	0.00	0.00	0.0%
5) Services and Other Operating Expenditures		5000-5999	0.00	0.00	0.00	0.00	0.00	0.0%
6) Capital Outlay		6000-6999	0.00	0.00	0.00	0.00	0.00	0.0%
7) Other Outgo (excluding Transfers of Indirect Costs)		7100-7299,7400-7499	325,480.00	325,480.00	325,480.40	325,480.00	0.00	0.0%
8) Other Outgo - Transfers of Indirect Costs		7300-7399	0.00	0.00	0.00	0.00	0.00	0.0%
9) TOTAL, EXPENDITURES			325,480.00	325,480.00	325,480.40	325,480.00		
<b>C. EXCESS (DEFICIENCY) OF REVENUES OVER EXPENDITURES BEFORE OTHER FINANCING SOURCES AND USES (A5 - B9)</b>			(85,480.00)	(85,480.00)	(243,845.38)	(80,412.00)		
<b>D. OTHER FINANCING SOURCES/USES</b>								
1) Interfund Transfers								
a) Transfers In		8900-8929	0.00	0.00	0.00	0.00	0.00	0.0%
b) Transfers Out		7600-7629	0.00	0.00	0.00	0.00	0.00	0.0%
2) Other Sources/Uses								
a) Sources		8930-8979	0.00	0.00	0.00	0.00	0.00	0.0%
b) Uses		7630-7699	0.00	0.00	0.00	0.00	0.00	0.0%
3) Contributions		8980-8999	0.00	0.00	0.00	0.00	0.00	0.0%
4) TOTAL, OTHER FINANCING SOURCES/USES			0.00	0.00	0.00	0.00		
<b>E. NET INCREASE (DECREASE) IN FUND BALANCE (C + D4)</b>			(85,480.00)	(85,480.00)	(243,845.38)	(80,412.00)		
<b>F. FUND BALANCE, RESERVES</b>								
1) Beginning Fund Balance								
a) As of July 1 - Unaudited		9791	1,585,187.53	1,582,546.03		1,582,546.03	0.00	0.0%
b) Audit Adjustments		9793	0.00	0.00		0.00	0.00	0.0%
c) As of July 1 - Audited (F1a + F1b)			1,585,187.53	1,582,546.03		1,582,546.03		
d) Other Restatements		9795	0.00	0.00		0.00	0.00	0.0%
e) Adjusted Beginning Balance (F1c + F1d)			1,585,187.53	1,582,546.03		1,582,546.03		
2) Ending Balance, June 30 (E + F1e)			1,499,707.53	1,497,066.03		1,502,134.03		
Components of Ending Fund Balance								
a) Nonspendable								
Revolving Cash		9711	0.00	0.00		0.00		
Stores		9712	0.00	0.00		0.00		
Prepaid Items		9713	0.00	0.00		0.00		
All Others		9719	0.00	0.00		0.00		
b) Legally Restricted Balance		9740	1,399,707.53	1,393,499.50		1,393,499.50		
c) Committed								
Stabilization Arrangements		9750	0.00	0.00		0.00		
Other Commitments		9760	0.00	0.00		0.00		
d) Assigned								

Description	Resource Codes	Object Codes	Original Budget (A)	Board Approved Operating Budget (B)	Actuals To Date (C)	Projected Year Totals (D)	Difference (Col B & D) (E)	% Diff Column B & D (F)
Other Assignments		9780	100,000.00	103,566.53		108,634.53		
e) Unassigned/Unappropriated								
Reserve for Economic Uncertainties		9789	0.00	0.00		0.00		
Unassigned/Unappropriated Amount		9790	0.00	0.00		0.00		
<b>OTHER STATE REVENUE</b>								
Tax Relief Subventions								
Restricted Levies - Other								
Homeowners' Exemptions		8575	0.00	0.00	0.00	0.00	0.00	0.0%
Other Subventions/In-Lieu Taxes		8576	0.00	0.00	0.00	0.00	0.00	0.0%
All Other State Revenue		8590	0.00	0.00	0.00	0.00	0.00	0.0%
TOTAL, OTHER STATE REVENUE			0.00	0.00	0.00	0.00	0.00	0.0%
<b>OTHER LOCAL REVENUE</b>								
County and District Taxes								
Other Restricted Levies								
Secured Roll		8615	0.00	0.00	0.00	0.00	0.00	0.0%
Unsecured Roll		8616	0.00	0.00	0.00	0.00	0.00	0.0%
Prior Years' Taxes		8617	0.00	0.00	0.00	0.00	0.00	0.0%
Supplemental Taxes		8618	0.00	0.00	0.00	0.00	0.00	0.0%
Non-Ad Valorem Taxes								
Parcel Taxes		8621	0.00	0.00	0.00	0.00	0.00	0.0%
Other		8622	0.00	0.00	0.00	0.00	0.00	0.0%
Community Redevelopment Funds Not Subject to LCFF Deduction		8625	0.00	0.00	0.00	0.00	0.00	0.0%
Penalties and Interest from Delinquent Non-LCFF Taxes		8629	0.00	0.00	0.00	0.00	0.00	0.0%
Sales								
Sale of Equipment/Supplies		8631	0.00	0.00	0.00	0.00	0.00	0.0%
Interest		8660	40,000.00	40,000.00	15,588.74	45,068.00	5,068.00	12.7%
Net Increase (Decrease) in the Fair Value of Investments		8662	0.00	0.00	0.00	0.00	0.00	0.0%
Fees and Contracts								
Mitigation/Developer Fees		8681	200,000.00	200,000.00	66,046.28	200,000.00	0.00	0.0%
Other Local Revenue								
All Other Local Revenue		8699	0.00	0.00	0.00	0.00	0.00	0.0%
All Other Transfers In from All Others		8799	0.00	0.00	0.00	0.00	0.00	0.0%
TOTAL, OTHER LOCAL REVENUE			240,000.00	240,000.00	81,635.02	245,068.00	5,068.00	2.1%
TOTAL, REVENUES			240,000.00	240,000.00	81,635.02	245,068.00		
<b>CERTIFICATED SALARIES</b>								
Other Certificated Salaries		1900	0.00	0.00	0.00	0.00	0.00	0.0%
TOTAL, CERTIFICATED SALARIES			0.00	0.00	0.00	0.00	0.00	0.0%
<b>CLASSIFIED SALARIES</b>								
Classified Support Salaries		2200	0.00	0.00	0.00	0.00	0.00	0.0%
Classified Supervisors' and Administrators' Salaries		2300	0.00	0.00	0.00	0.00	0.00	0.0%
Clerical, Technical and Office Salaries		2400	0.00	0.00	0.00	0.00	0.00	0.0%
Other Classified Salaries		2900	0.00	0.00	0.00	0.00	0.00	0.0%
TOTAL, CLASSIFIED SALARIES			0.00	0.00	0.00	0.00	0.00	0.0%
<b>EMPLOYEE BENEFITS</b>								
STRS		3101-3102	0.00	0.00	0.00	0.00	0.00	0.0%
PERS		3201-3202	0.00	0.00	0.00	0.00	0.00	0.0%
OASDI/Medicare/Alternative		3301-3302	0.00	0.00	0.00	0.00	0.00	0.0%
Health and Welfare Benefits		3401-3402	0.00	0.00	0.00	0.00	0.00	0.0%
Unemployment Insurance		3501-3502	0.00	0.00	0.00	0.00	0.00	0.0%

Description	Resource Codes	Object Codes	Original Budget (A)	Board Approved Operating Budget (B)	Actuals To Date (C)	Projected Year Totals (D)	Difference (Col B & D) (E)	% Diff Column B & D (F)
Workers' Compensation		3601-3602	0.00	0.00	0.00	0.00	0.00	0.0%
OPEB, Allocated		3701-3702	0.00	0.00	0.00	0.00	0.00	0.0%
OPEB, Active Employees		3751-3752	0.00	0.00	0.00	0.00	0.00	0.0%
Other Employee Benefits		3901-3902	0.00	0.00	0.00	0.00	0.00	0.0%
TOTAL, EMPLOYEE BENEFITS			0.00	0.00	0.00	0.00	0.00	0.0%
<b>BOOKS AND SUPPLIES</b>								
Approved Textbooks and Core Curricula Materials		4100	0.00	0.00	0.00	0.00	0.00	0.0%
Books and Other Reference Materials		4200	0.00	0.00	0.00	0.00	0.00	0.0%
Materials and Supplies		4300	0.00	0.00	0.00	0.00	0.00	0.0%
Noncapitalized Equipment		4400	0.00	0.00	0.00	0.00	0.00	0.0%
TOTAL, BOOKS AND SUPPLIES			0.00	0.00	0.00	0.00	0.00	0.0%
<b>SERVICES AND OTHER OPERATING EXPENDITURES</b>								
Subagreements for Services		5100	0.00	0.00	0.00	0.00	0.00	0.0%
Travel and Conferences		5200	0.00	0.00	0.00	0.00	0.00	0.0%
Insurance		5400-5450	0.00	0.00	0.00	0.00	0.00	0.0%
Operations and Housekeeping Services		5500	0.00	0.00	0.00	0.00	0.00	0.0%
Rentals, Leases, Repairs, and Noncapitalized Improvements		5600	0.00	0.00	0.00	0.00	0.00	0.0%
Transfers of Direct Costs		5710	0.00	0.00	0.00	0.00	0.00	0.0%
Transfers of Direct Costs - Interfund		5750	0.00	0.00	0.00	0.00	0.00	0.0%
Professional/Consulting Services and Operating Expenditures		5800	0.00	0.00	0.00	0.00	0.00	0.0%
Communications		5900	0.00	0.00	0.00	0.00	0.00	0.0%
TOTAL, SERVICES AND OTHER OPERATING EXPENDITURES			0.00	0.00	0.00	0.00	0.00	0.0%
<b>CAPITAL OUTLAY</b>								
Land		6100	0.00	0.00	0.00	0.00	0.00	0.0%
Land Improvements		6170	0.00	0.00	0.00	0.00	0.00	0.0%
Buildings and Improvements of Buildings		6200	0.00	0.00	0.00	0.00	0.00	0.0%
Books and Media for New School Libraries or Major Expansion of School Libraries		6300	0.00	0.00	0.00	0.00	0.00	0.0%
Equipment		6400	0.00	0.00	0.00	0.00	0.00	0.0%
Equipment Replacement		6500	0.00	0.00	0.00	0.00	0.00	0.0%
Lease Assets		6600	0.00	0.00	0.00	0.00	0.00	0.0%
Subscription Assets		6700	0.00	0.00	0.00	0.00	0.00	0.0%
TOTAL, CAPITAL OUTLAY			0.00	0.00	0.00	0.00	0.00	0.0%
<b>OTHER OUTGO (excluding Transfers of Indirect Costs)</b>								
Other Transfers Out								
All Other Transfers Out to All Others		7299	0.00	0.00	0.00	0.00	0.00	0.0%
Debt Service								
Debt Service - Interest		7438	114,480.00	114,480.00	114,480.40	114,480.00	0.00	0.0%
Other Debt Service - Principal		7439	211,000.00	211,000.00	211,000.00	211,000.00	0.00	0.0%
TOTAL, OTHER OUTGO (excluding Transfers of Indirect Costs)			325,480.00	325,480.00	325,480.40	325,480.00	0.00	0.0%
TOTAL, EXPENDITURES			325,480.00	325,480.00	325,480.40	325,480.00		
<b>INTERFUND TRANSFERS</b>								
<b>INTERFUND TRANSFERS IN</b>								
Other Authorized Interfund Transfers In		8919	0.00	0.00	0.00	0.00	0.00	0.0%
(a) TOTAL, INTERFUND TRANSFERS IN			0.00	0.00	0.00	0.00	0.00	0.0%
<b>INTERFUND TRANSFERS OUT</b>								
To: State School Building Fund/County School Facilities Fund		7613	0.00	0.00	0.00	0.00	0.00	0.0%
Other Authorized Interfund Transfers Out		7619	0.00	0.00	0.00	0.00	0.00	0.0%
(b) TOTAL, INTERFUND TRANSFERS OUT			0.00	0.00	0.00	0.00	0.00	0.0%
<b>OTHER SOURCES/USES</b>								

Description	Resource Codes	Object Codes	Original Budget (A)	Board Approved Operating Budget (B)	Actuals To Date (C)	Projected Year Totals (D)	Difference (Col B & D) (E)	% Diff Column B & D (F)
<b>SOURCES</b>								
Proceeds								
Proceeds from Sale/Lease-Purchase of Land/Buildings		8953	0.00	0.00	0.00	0.00	0.00	0.0%
Other Sources								
Transfers from Funds of Lapsed/Reorganized LEAs		8965	0.00	0.00	0.00	0.00	0.00	0.0%
Long-Term Debt Proceeds								
Proceeds from Certificates of Participation		8971	0.00	0.00	0.00	0.00	0.00	0.0%
Proceeds from Leases		8972	0.00	0.00	0.00	0.00	0.00	0.0%
Proceeds from Lease Revenue Bonds		8973	0.00	0.00	0.00	0.00	0.00	0.0%
Proceeds from SBITAs		8974	0.00	0.00	0.00	0.00	0.00	0.0%
All Other Financing Sources		8979	0.00	0.00	0.00	0.00	0.00	0.0%
(c) TOTAL, SOURCES			0.00	0.00	0.00	0.00	0.00	0.0%
<b>USES</b>								
Transfers of Funds from Lapsed/Reorganized LEAs		7651	0.00	0.00	0.00	0.00	0.00	0.0%
All Other Financing Uses		7699	0.00	0.00	0.00	0.00	0.00	0.0%
(d) TOTAL, USES			0.00	0.00	0.00	0.00	0.00	0.0%
<b>CONTRIBUTIONS</b>								
Contributions from Unrestricted Revenues		8980	0.00	0.00	0.00	0.00	0.00	0.0%
Contributions from Restricted Revenues		8990	0.00	0.00	0.00	0.00	0.00	0.0%
(e) TOTAL, CONTRIBUTIONS			0.00	0.00	0.00	0.00	0.00	0.0%
<b>TOTAL, OTHER FINANCING SOURCES/USES</b>								
(a - b + c - d + e)			0.00	0.00	0.00	0.00		

Resource	Description	2024-25 Projected Totals
9010	Other Restricted Local	1,393,499.50
Total, Restricted Balance		1,393,499.50



Description	Resource Codes	Object Codes	Original Budget (A)	Board Approved Operating Budget (B)	Actuals To Date (C)	Projected Year Totals (D)	Difference (Col B & D) (E)	% Diff Column B & D (F)
<b>A. REVENUES</b>								
1) LCFF Sources		8010-8099	0.00	0.00	0.00	0.00	0.00	0.0%
2) Federal Revenue		8100-8299	0.00	0.00	0.00	0.00	0.00	0.0%
3) Other State Revenue		8300-8599	0.00	0.00	0.00	0.00	0.00	0.0%
4) Other Local Revenue		8600-8799	10.00	10.00	1.97	10.00	0.00	0.0%
5) TOTAL, REVENUES			10.00	10.00	1.97	10.00		
<b>B. EXPENDITURES</b>								
1) Certificated Salaries		1000-1999	0.00	0.00	0.00	0.00	0.00	0.0%
2) Classified Salaries		2000-2999	0.00	0.00	0.00	0.00	0.00	0.0%
3) Employee Benefits		3000-3999	0.00	0.00	0.00	0.00	0.00	0.0%
4) Books and Supplies		4000-4999	0.00	0.00	0.00	0.00	0.00	0.0%
5) Services and Other Operating Expenditures		5000-5999	0.00	0.00	0.00	0.00	0.00	0.0%
6) Capital Outlay		6000-6999	0.00	0.00	0.00	0.00	0.00	0.0%
7) Other Outgo (excluding Transfers of Indirect Costs)		7100-7299,7400-7499	0.00	0.00	0.00	0.00	0.00	0.0%
8) Other Outgo - Transfers of Indirect Costs		7300-7399	0.00	0.00	0.00	0.00	0.00	0.0%
9) TOTAL, EXPENDITURES			0.00	0.00	0.00	0.00		
<b>C. EXCESS (DEFICIENCY) OF REVENUES OVER EXPENDITURES BEFORE OTHER FINANCING SOURCES AND USES (A5 - B9)</b>			10.00	10.00	1.97	10.00		
<b>D. OTHER FINANCING SOURCES/USES</b>								
1) Interfund Transfers								
a) Transfers In		8900-8929	0.00	0.00	0.00	0.00	0.00	0.0%
b) Transfers Out		7600-7629	0.00	0.00	0.00	0.00	0.00	0.0%
2) Other Sources/Uses								
a) Sources		8930-8979	0.00	0.00	0.00	0.00	0.00	0.0%
b) Uses		7630-7699	0.00	0.00	0.00	0.00	0.00	0.0%
3) Contributions		8980-8999	0.00	0.00	0.00	0.00	0.00	0.0%
4) TOTAL, OTHER FINANCING SOURCES/USES			0.00	0.00	0.00	0.00		
<b>E. NET INCREASE (DECREASE) IN FUND BALANCE (C + D4)</b>			10.00	10.00	1.97	10.00		
<b>F. FUND BALANCE, RESERVES</b>								
1) Beginning Fund Balance								
a) As of July 1 - Unaudited		9791	187.50	187.08		187.08	0.00	0.0%
b) Audit Adjustments		9793	0.00	0.00		0.00	0.00	0.0%
c) As of July 1 - Audited (F1a + F1b)			187.50	187.08		187.08		
d) Other Restatements		9795	0.00	0.00		0.00	0.00	0.0%
e) Adjusted Beginning Balance (F1c + F1d)			187.50	187.08		187.08		
2) Ending Balance, June 30 (E + F1e)			197.50	197.08		197.08		
Components of Ending Fund Balance								
a) Nonspendable								
Revolving Cash		9711	0.00	0.00		0.00		
Stores		9712	0.00	0.00		0.00		
Prepaid Items		9713	0.00	0.00		0.00		
All Others		9719	0.00	0.00		0.00		
b) Legally Restricted Balance		9740	0.00	0.00		0.00		
c) Committed								
Stabilization Arrangements		9750	0.00	0.00		0.00		
Other Commitments		9760	0.00	0.00		0.00		
d) Assigned								
Other Assignments		9780	197.50	197.08		197.08		

Description	Resource Codes	Object Codes	Original Budget (A)	Board Approved Operating Budget (B)	Actuals To Date (C)	Projected Year Totals (D)	Difference (Col B & D) (E)	% Diff Column B & D (F)
e) Unassigned/Unappropriated								
Reserve for Economic Uncertainties		9789	0.00	0.00		0.00		
Unassigned/Unappropriated Amount		9790	0.00	0.00		0.00		
<b>FEDERAL REVENUE</b>								
All Other Federal Revenue		8290	0.00	0.00	0.00	0.00	0.00	0.0%
TOTAL, FEDERAL REVENUE			0.00	0.00	0.00	0.00	0.00	0.0%
<b>OTHER STATE REVENUE</b>								
School Facilities Apportionments		8545	0.00	0.00	0.00	0.00	0.00	0.0%
Pass-Through Revenues from State Sources		8587	0.00	0.00	0.00	0.00	0.00	0.0%
All Other State Revenue		8590	0.00	0.00	0.00	0.00	0.00	0.0%
TOTAL, OTHER STATE REVENUE			0.00	0.00	0.00	0.00	0.00	0.0%
<b>OTHER LOCAL REVENUE</b>								
Sales								
Sale of Equipment/Supplies		8631	0.00	0.00	0.00	0.00	0.00	0.0%
Leases and Rentals		8650	0.00	0.00	0.00	0.00	0.00	0.0%
Interest		8660	10.00	10.00	1.97	10.00	0.00	0.0%
Net Increase (Decrease) in the Fair Value of Investments		8662	0.00	0.00	0.00	0.00	0.00	0.0%
Other Local Revenue								
All Other Local Revenue		8699	0.00	0.00	0.00	0.00	0.00	0.0%
All Other Transfers In from All Others		8799	0.00	0.00	0.00	0.00	0.00	0.0%
TOTAL, OTHER LOCAL REVENUE			10.00	10.00	1.97	10.00	0.00	0.0%
TOTAL, REVENUES			10.00	10.00	1.97	10.00		
<b>CLASSIFIED SALARIES</b>								
Classified Support Salaries		2200	0.00	0.00	0.00	0.00	0.00	0.0%
Classified Supervisors' and Administrators' Salaries		2300	0.00	0.00	0.00	0.00	0.00	0.0%
Clerical, Technical and Office Salaries		2400	0.00	0.00	0.00	0.00	0.00	0.0%
Other Classified Salaries		2900	0.00	0.00	0.00	0.00	0.00	0.0%
TOTAL, CLASSIFIED SALARIES			0.00	0.00	0.00	0.00	0.00	0.0%
<b>EMPLOYEE BENEFITS</b>								
STRS		3101-3102	0.00	0.00	0.00	0.00	0.00	0.0%
PERS		3201-3202	0.00	0.00	0.00	0.00	0.00	0.0%
OASDI/Medicare/Alternative		3301-3302	0.00	0.00	0.00	0.00	0.00	0.0%
Health and Welfare Benefits		3401-3402	0.00	0.00	0.00	0.00	0.00	0.0%
Unemployment Insurance		3501-3502	0.00	0.00	0.00	0.00	0.00	0.0%
Workers' Compensation		3601-3602	0.00	0.00	0.00	0.00	0.00	0.0%
OPEB, Allocated		3701-3702	0.00	0.00	0.00	0.00	0.00	0.0%
OPEB, Active Employees		3751-3752	0.00	0.00	0.00	0.00	0.00	0.0%
Other Employee Benefits		3901-3902	0.00	0.00	0.00	0.00	0.00	0.0%
TOTAL, EMPLOYEE BENEFITS			0.00	0.00	0.00	0.00	0.00	0.0%
<b>BOOKS AND SUPPLIES</b>								
Books and Other Reference Materials		4200	0.00	0.00	0.00	0.00	0.00	0.0%
Materials and Supplies		4300	0.00	0.00	0.00	0.00	0.00	0.0%
Noncapitalized Equipment		4400	0.00	0.00	0.00	0.00	0.00	0.0%
TOTAL, BOOKS AND SUPPLIES			0.00	0.00	0.00	0.00	0.00	0.0%
<b>SERVICES AND OTHER OPERATING EXPENDITURES</b>								
Subagreements for Services		5100	0.00	0.00	0.00	0.00	0.00	0.0%
Travel and Conferences		5200	0.00	0.00	0.00	0.00	0.00	0.0%
Insurance		5400-5450	0.00	0.00	0.00	0.00	0.00	0.0%
Operations and Housekeeping Services		5500	0.00	0.00	0.00	0.00	0.00	0.0%

Description	Resource Codes	Object Codes	Original Budget (A)	Board Approved Operating Budget (B)	Actuals To Date (C)	Projected Year Totals (D)	Difference (Col B & D) (E)	% Diff Column B & D (F)
Rentals, Leases, Repairs, and Noncapitalized Improvements		5600	0.00	0.00	0.00	0.00	0.00	0.0%
Transfers of Direct Costs		5710	0.00	0.00	0.00	0.00	0.00	0.0%
Transfers of Direct Costs - Interfund		5750	0.00	0.00	0.00	0.00	0.00	0.0%
Professional/Consulting Services and Operating Expenditures		5800	0.00	0.00	0.00	0.00	0.00	0.0%
Communications		5900	0.00	0.00	0.00	0.00	0.00	0.0%
<b>TOTAL, SERVICES AND OTHER OPERATING EXPENDITURES</b>			0.00	0.00	0.00	0.00	0.00	0.0%
<b>CAPITAL OUTLAY</b>								
Land		6100	0.00	0.00	0.00	0.00	0.00	0.0%
Land Improvements		6170	0.00	0.00	0.00	0.00	0.00	0.0%
Buildings and Improvements of Buildings		6200	0.00	0.00	0.00	0.00	0.00	0.0%
Books and Media for New School Libraries or Major Expansion of School Libraries		6300	0.00	0.00	0.00	0.00	0.00	0.0%
Equipment		6400	0.00	0.00	0.00	0.00	0.00	0.0%
Equipment Replacement		6500	0.00	0.00	0.00	0.00	0.00	0.0%
Lease Assets		6600	0.00	0.00	0.00	0.00	0.00	0.0%
Subscription Assets		6700	0.00	0.00	0.00	0.00	0.00	0.0%
<b>TOTAL, CAPITAL OUTLAY</b>			0.00	0.00	0.00	0.00	0.00	0.0%
<b>OTHER OUTGO (excluding Transfers of Indirect Costs)</b>								
Other Transfers Out								
Transfers of Pass-Through Revenues								
To Districts or Charter Schools		7211	0.00	0.00	0.00	0.00	0.00	0.0%
To County Offices		7212	0.00	0.00	0.00	0.00	0.00	0.0%
To JPAs		7213	0.00	0.00	0.00	0.00	0.00	0.0%
All Other Transfers Out to All Others		7299	0.00	0.00	0.00	0.00	0.00	0.0%
Debt Service								
Debt Service - Interest		7438	0.00	0.00	0.00	0.00	0.00	0.0%
Other Debt Service - Principal		7439	0.00	0.00	0.00	0.00	0.00	0.0%
<b>TOTAL, OTHER OUTGO (excluding Transfers of Indirect Costs)</b>			0.00	0.00	0.00	0.00	0.00	0.0%
<b>TOTAL, EXPENDITURES</b>			0.00	0.00	0.00	0.00		
<b>INTERFUND TRANSFERS</b>								
<b>INTERFUND TRANSFERS IN</b>								
To: State School Building Fund/County School Facilities Fund From: All Other Funds		8913	0.00	0.00	0.00	0.00	0.00	0.0%
Other Authorized Interfund Transfers In		8919	0.00	0.00	0.00	0.00	0.00	0.0%
<b>(a) TOTAL, INTERFUND TRANSFERS IN</b>			0.00	0.00	0.00	0.00	0.00	0.0%
<b>INTERFUND TRANSFERS OUT</b>								
To: State School Building Fund/County School Facilities Fund		7613	0.00	0.00	0.00	0.00	0.00	0.0%
Other Authorized Interfund Transfers Out		7619	0.00	0.00	0.00	0.00	0.00	0.0%
<b>(b) TOTAL, INTERFUND TRANSFERS OUT</b>			0.00	0.00	0.00	0.00	0.00	0.0%
<b>OTHER SOURCES/USES</b>								
<b>SOURCES</b>								
Proceeds								
Proceeds from Sale/Lease-Purchase of Land/Buildings		8953	0.00	0.00	0.00	0.00	0.00	0.0%
Other Sources								
Transfers from Funds of Lapsed/Reorganized LEAs		8965	0.00	0.00	0.00	0.00	0.00	0.0%
Long-Term Debt Proceeds								
Proceeds from Certificates of Participation		8971	0.00	0.00	0.00	0.00	0.00	0.0%
Proceeds from Leases		8972	0.00	0.00	0.00	0.00	0.00	0.0%
Proceeds from Lease Revenue Bonds		8973	0.00	0.00	0.00	0.00	0.00	0.0%
Proceeds from SBITAs		8974	0.00	0.00	0.00	0.00	0.00	0.0%

Description	Resource Codes	Object Codes	Original Budget (A)	Board Approved Operating Budget (B)	Actuals To Date (C)	Projected Year Totals (D)	Difference (Col B & D) (E)	% Diff Column B & D (F)
All Other Financing Sources		8979	0.00	0.00	0.00	0.00	0.00	0.0%
(c) TOTAL, SOURCES			0.00	0.00	0.00	0.00	0.00	0.0%
<b>USES</b>								
Transfers of Funds from Lapsed/Reorganized LEAs		7651	0.00	0.00	0.00	0.00	0.00	0.0%
(d) TOTAL, USES			0.00	0.00	0.00	0.00	0.00	0.0%
<b>CONTRIBUTIONS</b>								
Contributions from Unrestricted Revenues		8980	0.00	0.00	0.00	0.00	0.00	0.0%
Contributions from Restricted Revenues		8990	0.00	0.00	0.00	0.00	0.00	0.0%
(e) TOTAL, CONTRIBUTIONS			0.00	0.00	0.00	0.00	0.00	0.0%
<b>TOTAL, OTHER FINANCING SOURCES/USES</b>								
(a - b + c - d + e)			0.00	0.00	0.00	0.00		

Resource	Description	2024-25 Projected Totals
	Total, Restricted Balance	0.00

Description	Resource Codes	Object Codes	Original Budget (A)	Board Approved Operating Budget (B)	Actuals To Date (C)	Projected Year Totals (D)	Difference (Col B & D) (E)	% Diff Column B & D (F)
<b>A. REVENUES</b>								
1) LCFF Sources		8010-8099	0.00	0.00	0.00	0.00	0.00	0.0%
2) Federal Revenue		8100-8299	0.00	0.00	0.00	0.00	0.00	0.0%
3) Other State Revenue		8300-8599	0.00	0.00	0.00	0.00	0.00	0.0%
4) Other Local Revenue		8600-8799	100,000.00	100,000.00	60,521.44	175,505.00	75,505.00	75.5%
5) TOTAL, REVENUES			100,000.00	100,000.00	60,521.44	175,505.00		
<b>B. EXPENDITURES</b>								
1) Certificated Salaries		1000-1999	0.00	0.00	0.00	0.00	0.00	0.0%
2) Classified Salaries		2000-2999	0.00	0.00	0.00	0.00	0.00	0.0%
3) Employee Benefits		3000-3999	0.00	0.00	0.00	0.00	0.00	0.0%
4) Books and Supplies		4000-4999	0.00	0.00	0.00	0.00	0.00	0.0%
5) Services and Other Operating Expenditures		5000-5999	3,110,186.00	2,755,289.00	142,657.50	292,437.00	2,462,852.00	89.4%
6) Capital Outlay		6000-6999	1,882,163.00	2,794,698.00	38,862.46	5,686,938.00	(2,892,240.00)	-103.5%
7) Other Outgo (excluding Transfers of Indirect Costs)		7100-7299,7400-7499	0.00	0.00	0.00	0.00	0.00	0.0%
8) Other Outgo - Transfers of Indirect Costs		7300-7399	0.00	0.00	0.00	0.00	0.00	0.0%
9) TOTAL, EXPENDITURES			4,992,349.00	5,549,987.00	181,519.96	5,979,375.00		
<b>C. EXCESS (DEFICIENCY) OF REVENUES OVER EXPENDITURES BEFORE OTHER FINANCING SOURCES AND USES (A5 - B9)</b>			(4,892,349.00)	(5,449,987.00)	(120,998.52)	(5,803,870.00)		
<b>D. OTHER FINANCING SOURCES/USES</b>								
1) Interfund Transfers								
a) Transfers In		8900-8929	0.00	0.00	0.00	0.00	0.00	0.0%
b) Transfers Out		7600-7629	0.00	0.00	0.00	0.00	0.00	0.0%
2) Other Sources/Uses								
a) Sources		8930-8979	0.00	0.00	0.00	0.00	0.00	0.0%
b) Uses		7630-7699	0.00	0.00	0.00	0.00	0.00	0.0%
3) Contributions		8980-8999	0.00	0.00	0.00	0.00	0.00	0.0%
4) TOTAL, OTHER FINANCING SOURCES/USES			0.00	0.00	0.00	0.00		
<b>E. NET INCREASE (DECREASE) IN FUND BALANCE (C + D4)</b>			(4,892,349.00)	(5,449,987.00)	(120,998.52)	(5,803,870.00)		
<b>F. FUND BALANCE, RESERVES</b>								
1) Beginning Fund Balance								
a) As of July 1 - Unaudited		9791	5,205,637.55	5,824,893.53		5,824,893.53	0.00	0.0%
b) Audit Adjustments		9793	0.00	0.00		0.00	0.00	0.0%
c) As of July 1 - Audited (F1a + F1b)			5,205,637.55	5,824,893.53		5,824,893.53		
d) Other Restatements		9795	0.00	0.00		0.00	0.00	0.0%
e) Adjusted Beginning Balance (F1c + F1d)			5,205,637.55	5,824,893.53		5,824,893.53		
2) Ending Balance, June 30 (E + F1e)			313,288.55	374,906.53		21,023.53		
Components of Ending Fund Balance								
a) Nonspendable								
Revolving Cash		9711	0.00	0.00		0.00		
Stores		9712	0.00	0.00		0.00		
Prepaid Items		9713	0.00	0.00		0.00		
All Others		9719	0.00	0.00		0.00		
b) Legally Restricted Balance								
c) Committed								
Stabilization Arrangements		9750	0.00	0.00		0.00		
Other Commitments		9760	0.00	0.00		0.00		
d) Assigned								

Description	Resource Codes	Object Codes	Original Budget (A)	Board Approved Operating Budget (B)	Actuals To Date (C)	Projected Year Totals (D)	Difference (Col B & D) (E)	% Diff Column B & D (F)
Other Assignments		9780	300,000.00	339,675.89		21,023.53		
e) Unassigned/Unappropriated								
Reserve for Economic Uncertainties		9789	0.00	0.00		0.00		
Unassigned/Unappropriated Amount		9790	0.00	0.00		0.00		
<b>FEDERAL REVENUE</b>								
All Other Federal Revenue		8290	0.00	0.00	0.00	0.00	0.00	0.0%
TOTAL, FEDERAL REVENUE			0.00	0.00	0.00	0.00	0.00	0.0%
<b>OTHER STATE REVENUE</b>								
School Facilities Apportionments		8545	0.00	0.00	0.00	0.00	0.00	0.0%
Pass-Through Revenues from State Sources		8587	0.00	0.00	0.00	0.00	0.00	0.0%
All Other State Revenue		8590	0.00	0.00	0.00	0.00	0.00	0.0%
TOTAL, OTHER STATE REVENUE			0.00	0.00	0.00	0.00	0.00	0.0%
<b>OTHER LOCAL REVENUE</b>								
Sales								
Sale of Equipment/Supplies		8631	0.00	0.00	0.00	0.00	0.00	0.0%
Leases and Rentals		8650	0.00	0.00	0.00	0.00	0.00	0.0%
Interest		8660	100,000.00	100,000.00	60,521.44	175,505.00	75,505.00	75.5%
Net Increase (Decrease) in the Fair Value of Investments		8662	0.00	0.00	0.00	0.00	0.00	0.0%
Other Local Revenue								
All Other Local Revenue		8699	0.00	0.00	0.00	0.00	0.00	0.0%
All Other Transfers In from All Others		8799	0.00	0.00	0.00	0.00	0.00	0.0%
TOTAL, OTHER LOCAL REVENUE			100,000.00	100,000.00	60,521.44	175,505.00	75,505.00	75.5%
TOTAL, REVENUES			100,000.00	100,000.00	60,521.44	175,505.00		
<b>CLASSIFIED SALARIES</b>								
Classified Support Salaries		2200	0.00	0.00	0.00	0.00	0.00	0.0%
Classified Supervisors' and Administrators' Salaries		2300	0.00	0.00	0.00	0.00	0.00	0.0%
Clerical, Technical and Office Salaries		2400	0.00	0.00	0.00	0.00	0.00	0.0%
Other Classified Salaries		2900	0.00	0.00	0.00	0.00	0.00	0.0%
TOTAL, CLASSIFIED SALARIES			0.00	0.00	0.00	0.00	0.00	0.0%
<b>EMPLOYEE BENEFITS</b>								
STRS		3101-3102	0.00	0.00	0.00	0.00	0.00	0.0%
PERS		3201-3202	0.00	0.00	0.00	0.00	0.00	0.0%
OASDI/Medicare/Alternative		3301-3302	0.00	0.00	0.00	0.00	0.00	0.0%
Health and Welfare Benefits		3401-3402	0.00	0.00	0.00	0.00	0.00	0.0%
Unemployment Insurance		3501-3502	0.00	0.00	0.00	0.00	0.00	0.0%
Workers' Compensation		3601-3602	0.00	0.00	0.00	0.00	0.00	0.0%
OPEB, Allocated		3701-3702	0.00	0.00	0.00	0.00	0.00	0.0%
OPEB, Active Employees		3751-3752	0.00	0.00	0.00	0.00	0.00	0.0%
Other Employee Benefits		3901-3902	0.00	0.00	0.00	0.00	0.00	0.0%
TOTAL, EMPLOYEE BENEFITS			0.00	0.00	0.00	0.00	0.00	0.0%
<b>BOOKS AND SUPPLIES</b>								
Books and Other Reference Materials		4200	0.00	0.00	0.00	0.00	0.00	0.0%
Materials and Supplies		4300	0.00	0.00	0.00	0.00	0.00	0.0%
Noncapitalized Equipment		4400	0.00	0.00	0.00	0.00	0.00	0.0%
TOTAL, BOOKS AND SUPPLIES			0.00	0.00	0.00	0.00	0.00	0.0%
<b>SERVICES AND OTHER OPERATING EXPENDITURES</b>								
Subagreements for Services		5100	0.00	0.00	0.00	0.00	0.00	0.0%
Travel and Conferences		5200	0.00	0.00	0.00	0.00	0.00	0.0%
Insurance		5400-5450	0.00	0.00	0.00	0.00	0.00	0.0%

Description	Resource Codes	Object Codes	Original Budget (A)	Board Approved Operating Budget (B)	Actuals To Date (C)	Projected Year Totals (D)	Difference (Col B & D) (E)	% Diff Column B & D (F)
Operations and Housekeeping Services		5500	0.00	0.00	0.00	0.00	0.00	0.0%
Rentals, Leases, Repairs, and Noncapitalized Improvements		5600	0.00	0.00	0.00	0.00	0.00	0.0%
Transfers of Direct Costs		5710	0.00	0.00	0.00	0.00	0.00	0.0%
Transfers of Direct Costs - Interfund		5750	0.00	0.00	0.00	0.00	0.00	0.0%
Professional/Consulting Services and Operating Expenditures		5800	3,110,186.00	2,755,289.00	142,657.50	292,437.00	2,462,852.00	89.4%
Communications		5900	0.00	0.00	0.00	0.00	0.00	0.0%
<b>TOTAL, SERVICES AND OTHER OPERATING EXPENDITURES</b>			<b>3,110,186.00</b>	<b>2,755,289.00</b>	<b>142,657.50</b>	<b>292,437.00</b>	<b>2,462,852.00</b>	<b>89.4%</b>
<b>CAPITAL OUTLAY</b>								
Land		6100	0.00	0.00	0.00	0.00	0.00	0.0%
Land Improvements		6170	0.00	0.00	0.00	5,401,147.00	(5,401,147.00)	New
Buildings and Improvements of Buildings		6200	1,649,225.00	2,619,995.00	38,862.46	285,791.00	2,334,204.00	89.1%
Books and Media for New School Libraries or Major Expansion of School Libraries		6300	0.00	0.00	0.00	0.00	0.00	0.0%
Equipment		6400	232,938.00	174,703.00	0.00	0.00	174,703.00	100.0%
Equipment Replacement		6500	0.00	0.00	0.00	0.00	0.00	0.0%
Lease Assets		6600	0.00	0.00	0.00	0.00	0.00	0.0%
Subscription Assets		6700	0.00	0.00	0.00	0.00	0.00	0.0%
<b>TOTAL, CAPITAL OUTLAY</b>			<b>1,882,163.00</b>	<b>2,794,698.00</b>	<b>38,862.46</b>	<b>5,686,938.00</b>	<b>(2,892,240.00)</b>	<b>-103.5%</b>
<b>OTHER OUTGO (excluding Transfers of Indirect Costs)</b>								
Other Transfers Out								
Transfers of Pass-Through Revenues								
To Districts or Charter Schools		7211	0.00	0.00	0.00	0.00	0.00	0.0%
To County Offices		7212	0.00	0.00	0.00	0.00	0.00	0.0%
To JPAs		7213	0.00	0.00	0.00	0.00	0.00	0.0%
All Other Transfers Out to All Others		7299	0.00	0.00	0.00	0.00	0.00	0.0%
Debt Service								
Debt Service - Interest		7438	0.00	0.00	0.00	0.00	0.00	0.0%
Other Debt Service - Principal		7439	0.00	0.00	0.00	0.00	0.00	0.0%
<b>TOTAL, OTHER OUTGO (excluding Transfers of Indirect Costs)</b>			<b>0.00</b>	<b>0.00</b>	<b>0.00</b>	<b>0.00</b>	<b>0.00</b>	<b>0.0%</b>
<b>TOTAL, EXPENDITURES</b>			<b>4,992,349.00</b>	<b>5,549,987.00</b>	<b>181,519.96</b>	<b>5,979,375.00</b>		
<b>INTERFUND TRANSFERS</b>								
<b>INTERFUND TRANSFERS IN</b>								
To: State School Building Fund/County School Facilities Fund From: All Other Funds		8913	0.00	0.00	0.00	0.00	0.00	0.0%
Other Authorized Interfund Transfers In		8919	0.00	0.00	0.00	0.00	0.00	0.0%
<b>(a) TOTAL, INTERFUND TRANSFERS IN</b>			<b>0.00</b>	<b>0.00</b>	<b>0.00</b>	<b>0.00</b>	<b>0.00</b>	<b>0.0%</b>
<b>INTERFUND TRANSFERS OUT</b>								
To: State School Building Fund/County School Facilities Fund		7613	0.00	0.00	0.00	0.00	0.00	0.0%
Other Authorized Interfund Transfers Out		7619	0.00	0.00	0.00	0.00	0.00	0.0%
<b>(b) TOTAL, INTERFUND TRANSFERS OUT</b>			<b>0.00</b>	<b>0.00</b>	<b>0.00</b>	<b>0.00</b>	<b>0.00</b>	<b>0.0%</b>
<b>OTHER SOURCES/USES</b>								
<b>SOURCES</b>								
Proceeds								
Proceeds from Sale/Lease-Purchase of Land/Buildings		8953	0.00	0.00	0.00	0.00	0.00	0.0%
Other Sources								
Transfers from Funds of Lapsed/Reorganized LEAs		8965	0.00	0.00	0.00	0.00	0.00	0.0%



Description	Resource Codes	Object Codes	Original Budget (A)	Board Approved Operating Budget (B)	Actuals To Date (C)	Projected Year Totals (D)	Difference (Col B & D) (E)	% Diff Column B & D (F)
<b>Long-Term Debt Proceeds</b>								
Proceeds from Certificates of Participation		8971	0.00	0.00	0.00	0.00	0.00	0.0%
Proceeds from Leases		8972	0.00	0.00	0.00	0.00	0.00	0.0%
Proceeds from Lease Revenue Bonds		8973	0.00	0.00	0.00	0.00	0.00	0.0%
Proceeds from SBITAs		8974	0.00	0.00	0.00	0.00	0.00	0.0%
All Other Financing Sources		8979	0.00	0.00	0.00	0.00	0.00	0.0%
(c) TOTAL, SOURCES			0.00	0.00	0.00	0.00	0.00	0.0%
<b>USES</b>								
Transfers of Funds from Lapsed/Reorganized LEAs		7651	0.00	0.00	0.00	0.00	0.00	0.0%
(d) TOTAL, USES			0.00	0.00	0.00	0.00	0.00	0.0%
<b>CONTRIBUTIONS</b>								
Contributions from Unrestricted Revenues		8980	0.00	0.00	0.00	0.00	0.00	0.0%
Contributions from Restricted Revenues		8990	0.00	0.00	0.00	0.00	0.00	0.0%
(e) TOTAL, CONTRIBUTIONS			0.00	0.00	0.00	0.00	0.00	0.0%
<b>TOTAL, OTHER FINANCING SOURCES/USES</b>								
(a - b + c - d + e)			0.00	0.00	0.00	0.00		

Resource	Description	2024-25 Projected Totals
Total, Restricted Balance		0.00

Description	Resource Codes	Object Codes	Original Budget (A)	Board Approved Operating Budget (B)	Actuals To Date (C)	Projected Year Totals (D)	Difference (Col B & D) (E)	% Diff Column B & D (F)
<b>A. REVENUES</b>								
1) LCFF Sources		8010-8099	0.00	0.00	0.00	0.00	0.00	0.0%
2) Federal Revenue		8100-8299	0.00	0.00	0.00	0.00	0.00	0.0%
3) Other State Revenue		8300-8599	0.00	0.00	0.00	0.00	0.00	0.0%
4) Other Local Revenue		8600-8799	950,000.00	950,000.00	69,626.56	69,627.00	(880,373.00)	-92.7%
5) TOTAL, REVENUES			950,000.00	950,000.00	69,626.56	69,627.00		
<b>B. EXPENDITURES</b>								
1) Certificated Salaries		1000-1999	0.00	0.00	0.00	0.00	0.00	0.0%
2) Classified Salaries		2000-2999	0.00	0.00	0.00	0.00	0.00	0.0%
3) Employee Benefits		3000-3999	0.00	0.00	0.00	0.00	0.00	0.0%
4) Books and Supplies		4000-4999	1,136,355.00	1,136,355.00	0.00	0.00	1,136,355.00	100.0%
5) Services and Other Operating Expenditures		5000-5999	3,556,697.00	3,981,978.00	198,249.67	581,281.00	3,400,697.00	85.4%
6) Capital Outlay		6000-6999	34,600.00	570,071.00	185,511.00	5,719,436.00	(5,149,365.00)	-903.3%
7) Other Outgo (excluding Transfers of Indirect Costs)		7100-7299,7400-7499	0.00	0.00	0.00	0.00	0.00	0.0%
8) Other Outgo - Transfers of Indirect Costs		7300-7399	0.00	0.00	0.00	0.00	0.00	0.0%
9) TOTAL, EXPENDITURES			4,727,652.00	5,688,404.00	383,760.67	6,300,717.00		
<b>C. EXCESS (DEFICIENCY) OF REVENUES OVER EXPENDITURES BEFORE OTHER FINANCING SOURCES AND USES (A5 - B9)</b>			(3,777,652.00)	(4,738,404.00)	(314,134.11)	(6,231,090.00)		
<b>D. OTHER FINANCING SOURCES/USES</b>								
1) Interfund Transfers								
a) Transfers In		8900-8929	0.00	0.00	0.00	0.00	0.00	0.0%
b) Transfers Out		7600-7629	0.00	0.00	0.00	0.00	0.00	0.0%
2) Other Sources/Uses								
a) Sources		8930-8979	0.00	0.00	0.00	0.00	0.00	0.0%
b) Uses		7630-7699	0.00	0.00	0.00	0.00	0.00	0.0%
3) Contributions		8980-8999	0.00	0.00	0.00	0.00	0.00	0.0%
4) TOTAL, OTHER FINANCING SOURCES/USES			0.00	0.00	0.00	0.00		
<b>E. NET INCREASE (DECREASE) IN FUND BALANCE (C + D4)</b>			(3,777,652.00)	(4,738,404.00)	(314,134.11)	(6,231,090.00)		
<b>F. FUND BALANCE, RESERVES</b>								
1) Beginning Fund Balance								
a) As of July 1 - Unaudited		9791	6,367,083.62	6,656,488.81		6,656,488.81	0.00	0.0%
b) Audit Adjustments		9793	0.00	0.00		0.00	0.00	0.0%
c) As of July 1 - Audited (F1a + F1b)			6,367,083.62	6,656,488.81		6,656,488.81		
d) Other Restatements		9795	0.00	0.00		0.00	0.00	0.0%
e) Adjusted Beginning Balance (F1c + F1d)			6,367,083.62	6,656,488.81		6,656,488.81		
2) Ending Balance, June 30 (E + F1e)			2,589,431.62	1,918,084.81		425,398.81		
Components of Ending Fund Balance								
a) Nonspendable								
Revolving Cash		9711	0.00	0.00		0.00		
Stores		9712	0.00	0.00		0.00		
Prepaid Items		9713	0.00	0.00		0.00		
All Others		9719	0.00	0.00		0.00		
b) Legally Restricted Balance								
c) Committed								
Stabilization Arrangements		9750	0.00	0.00		0.00		
Other Commitments		9760	0.00	0.00		0.00		
d) Assigned								

Description	Resource Codes	Object Codes	Original Budget (A)	Board Approved Operating Budget (B)	Actuals To Date (C)	Projected Year Totals (D)	Difference (Col B & D) (E)	% Diff Column B & D (F)
Other Assignments		9780	1,789,431.62	1,118,084.81		425,398.81		
e) Unassigned/Unappropriated								
Reserve for Economic Uncertainties		9789	0.00	0.00		0.00		
Unassigned/Unappropriated Amount		9790	0.00	0.00		0.00		
<b>FEDERAL REVENUE</b>								
FEMA		8281	0.00	0.00	0.00	0.00	0.00	0.0%
All Other Federal Revenue		8290	0.00	0.00	0.00	0.00	0.00	0.0%
TOTAL, FEDERAL REVENUE			0.00	0.00	0.00	0.00	0.00	0.0%
<b>OTHER STATE REVENUE</b>								
Pass-Through Revenues from State Sources		8587	0.00	0.00	0.00	0.00	0.00	0.0%
California Clean Energy Jobs Act	6230	8590	0.00	0.00	0.00	0.00	0.00	0.0%
All Other State Revenue	All Other	8590	0.00	0.00	0.00	0.00	0.00	0.0%
TOTAL, OTHER STATE REVENUE			0.00	0.00	0.00	0.00	0.00	0.0%
<b>OTHER LOCAL REVENUE</b>								
Other Local Revenue								
Community Redevelopment Funds Not Subject to LCFF Deduction		8625	800,000.00	800,000.00	0.00	0.00	(800,000.00)	-100.0%
Sales								
Sale of Equipment/Supplies		8631	0.00	0.00	0.00	0.00	0.00	0.0%
Leases and Rentals		8650	0.00	0.00	0.00	0.00	0.00	0.0%
Interest		8660	150,000.00	150,000.00	69,626.56	69,627.00	(80,373.00)	-53.6%
Net Increase (Decrease) in the Fair Value of Investments		8662	0.00	0.00	0.00	0.00	0.00	0.0%
Other Local Revenue								
All Other Local Revenue		8699	0.00	0.00	0.00	0.00	0.00	0.0%
All Other Transfers In from All Others		8799	0.00	0.00	0.00	0.00	0.00	0.0%
TOTAL, OTHER LOCAL REVENUE			950,000.00	950,000.00	69,626.56	69,627.00	(880,373.00)	-92.7%
TOTAL, REVENUES			950,000.00	950,000.00	69,626.56	69,627.00		
<b>CLASSIFIED SALARIES</b>								
Classified Support Salaries		2200	0.00	0.00	0.00	0.00	0.00	0.0%
Classified Supervisors' and Administrators' Salaries		2300	0.00	0.00	0.00	0.00	0.00	0.0%
Clerical, Technical and Office Salaries		2400	0.00	0.00	0.00	0.00	0.00	0.0%
Other Classified Salaries		2900	0.00	0.00	0.00	0.00	0.00	0.0%
TOTAL, CLASSIFIED SALARIES			0.00	0.00	0.00	0.00	0.00	0.0%
<b>EMPLOYEE BENEFITS</b>								
STRS		3101-3102	0.00	0.00	0.00	0.00	0.00	0.0%
PERS		3201-3202	0.00	0.00	0.00	0.00	0.00	0.0%
OASDI/Medicare/Alternative		3301-3302	0.00	0.00	0.00	0.00	0.00	0.0%
Health and Welfare Benefits		3401-3402	0.00	0.00	0.00	0.00	0.00	0.0%
Unemployment Insurance		3501-3502	0.00	0.00	0.00	0.00	0.00	0.0%
Workers' Compensation		3601-3602	0.00	0.00	0.00	0.00	0.00	0.0%
OPEB, Allocated		3701-3702	0.00	0.00	0.00	0.00	0.00	0.0%
OPEB, Active Employees		3751-3752	0.00	0.00	0.00	0.00	0.00	0.0%
Other Employee Benefits		3901-3902	0.00	0.00	0.00	0.00	0.00	0.0%
TOTAL, EMPLOYEE BENEFITS			0.00	0.00	0.00	0.00	0.00	0.0%
<b>BOOKS AND SUPPLIES</b>								
Books and Other Reference Materials		4200	0.00	0.00	0.00	0.00	0.00	0.0%
Materials and Supplies		4300	1,136,355.00	1,136,355.00	0.00	0.00	1,136,355.00	100.0%
Noncapitalized Equipment		4400	0.00	0.00	0.00	0.00	0.00	0.0%
TOTAL, BOOKS AND SUPPLIES			1,136,355.00	1,136,355.00	0.00	0.00	1,136,355.00	100.0%

Description	Resource Codes	Object Codes	Original Budget (A)	Board Approved Operating Budget (B)	Actuals To Date (C)	Projected Year Totals (D)	Difference (Col B & D) (E)	% Diff Column B & D (F)
<b>SERVICES AND OTHER OPERATING EXPENDITURES</b>								
Subagreements for Services		5100	0.00	0.00	0.00	0.00	0.00	0.0%
Travel and Conferences		5200	0.00	0.00	0.00	0.00	0.00	0.0%
Insurance		5400-5450	0.00	0.00	0.00	0.00	0.00	0.0%
Operations and Housekeeping Services		5500	0.00	0.00	0.00	0.00	0.00	0.0%
Rentals, Leases, Repairs, and Noncapitalized Improvements		5600	0.00	0.00	0.00	0.00	0.00	0.0%
Transfers of Direct Costs		5710	0.00	0.00	0.00	0.00	0.00	0.0%
Transfers of Direct Costs - Interfund		5750	0.00	0.00	0.00	0.00	0.00	0.0%
Professional/Consulting Services and Operating Expenditures		5800	3,556,697.00	3,981,978.00	198,249.67	581,281.00	3,400,697.00	85.4%
Communications		5900	0.00	0.00	0.00	0.00	0.00	0.0%
TOTAL, SERVICES AND OTHER OPERATING EXPENDITURES			3,556,697.00	3,981,978.00	198,249.67	581,281.00	3,400,697.00	85.4%
<b>CAPITAL OUTLAY</b>								
Land		6100	0.00	0.00	0.00	0.00	0.00	0.0%
Land Improvements		6170	0.00	6,300.00	0.00	803,150.00	(796,850.00)	-12,648.4%
Buildings and Improvements of Buildings		6200	6,000.00	366,000.00	16,340.00	3,213,740.00	(2,847,740.00)	-778.1%
Books and Media for New School Libraries or Major Expansion of School Libraries		6300	0.00	0.00	0.00	0.00	0.00	0.0%
Equipment		6400	28,600.00	197,771.00	169,171.00	1,702,546.00	(1,504,775.00)	-760.9%
Equipment Replacement		6500	0.00	0.00	0.00	0.00	0.00	0.0%
Lease Assets		6600	0.00	0.00	0.00	0.00	0.00	0.0%
Subscription Assets		6700	0.00	0.00	0.00	0.00	0.00	0.0%
TOTAL, CAPITAL OUTLAY			34,600.00	570,071.00	185,511.00	5,719,436.00	(5,149,365.00)	-903.3%
<b>OTHER OUTGO (excluding Transfers of Indirect Costs)</b>								
Other Transfers Out								
Transfers of Pass-Through Revenues								
To Districts or Charter Schools		7211	0.00	0.00	0.00	0.00	0.00	0.0%
To County Offices		7212	0.00	0.00	0.00	0.00	0.00	0.0%
To JPAs		7213	0.00	0.00	0.00	0.00	0.00	0.0%
All Other Transfers Out to All Others		7299	0.00	0.00	0.00	0.00	0.00	0.0%
Debt Service								
Debt Service - Interest		7438	0.00	0.00	0.00	0.00	0.00	0.0%
Other Debt Service - Principal		7439	0.00	0.00	0.00	0.00	0.00	0.0%
TOTAL, OTHER OUTGO (excluding Transfers of Indirect Costs)			0.00	0.00	0.00	0.00	0.00	0.0%
TOTAL, EXPENDITURES			4,727,652.00	5,688,404.00	383,760.67	6,300,717.00		
<b>INTERFUND TRANSFERS</b>								
<b>INTERFUND TRANSFERS IN</b>								
From: General Fund/CSSF		8912	0.00	0.00	0.00	0.00	0.00	0.0%
Other Authorized Interfund Transfers In		8919	0.00	0.00	0.00	0.00	0.00	0.0%
(a) TOTAL, INTERFUND TRANSFERS IN			0.00	0.00	0.00	0.00	0.00	0.0%
<b>INTERFUND TRANSFERS OUT</b>								
To: General Fund/CSSF		7612	0.00	0.00	0.00	0.00	0.00	0.0%
To: State School Building Fund/County School Facilities Fund		7613	0.00	0.00	0.00	0.00	0.00	0.0%
Other Authorized Interfund Transfers Out		7619	0.00	0.00	0.00	0.00	0.00	0.0%
(b) TOTAL, INTERFUND TRANSFERS OUT			0.00	0.00	0.00	0.00	0.00	0.0%
<b>OTHER SOURCES/USES</b>								
<b>SOURCES</b>								

Description	Resource Codes	Object Codes	Original Budget (A)	Board Approved Operating Budget (B)	Actuals To Date (C)	Projected Year Totals (D)	Difference (Col B & D) (E)	% Diff Column B & D (F)
<b>Proceeds</b>								
Proceeds from Sale/Lease-Purchase of Land/Buildings		8953	0.00	0.00	0.00	0.00	0.00	0.0%
<b>Other Sources</b>								
Transfers from Funds of Lapsed/Reorganized LEAs		8965	0.00	0.00	0.00	0.00	0.00	0.0%
<b>Long-Term Debt Proceeds</b>								
Proceeds from Certificates of Participation		8971	0.00	0.00	0.00	0.00	0.00	0.0%
Proceeds from Leases		8972	0.00	0.00	0.00	0.00	0.00	0.0%
Proceeds from Lease Revenue Bonds		8973	0.00	0.00	0.00	0.00	0.00	0.0%
Proceeds from SBITAs		8974	0.00	0.00	0.00	0.00	0.00	0.0%
All Other Financing Sources		8979	0.00	0.00	0.00	0.00	0.00	0.0%
(c) TOTAL, SOURCES			0.00	0.00	0.00	0.00	0.00	0.0%
<b>USES</b>								
Transfers of Funds from Lapsed/Reorganized LEAs		7651	0.00	0.00	0.00	0.00	0.00	0.0%
All Other Financing Uses		7699	0.00	0.00	0.00	0.00	0.00	0.0%
(d) TOTAL, USES			0.00	0.00	0.00	0.00	0.00	0.0%
<b>CONTRIBUTIONS</b>								
Contributions from Unrestricted Revenues		8980	0.00	0.00	0.00	0.00	0.00	0.0%
Contributions from Restricted Revenues		8990	0.00	0.00	0.00	0.00	0.00	0.0%
(e) TOTAL, CONTRIBUTIONS			0.00	0.00	0.00	0.00	0.00	0.0%
<b>TOTAL, OTHER FINANCING SOURCES/USES</b>								
(a - b + c - d + e)			0.00	0.00	0.00	0.00		

Resource	Description	2024-25 Projected Totals
Total, Restricted Balance		0.00

Description	Resource Codes	Object Codes	Original Budget (A)	Board Approved Operating Budget (B)	Actuals To Date (C)	Projected Year Totals (D)	Difference (Col B & D) (E)	% Diff Column B & D (F)
<b>A. REVENUES</b>								
1) LCFF Sources		8010-8099	0.00	0.00	0.00	0.00	0.00	0.0%
2) Federal Revenue		8100-8299	0.00	0.00	0.00	0.00	0.00	0.0%
3) Other State Revenue		8300-8599	0.00	0.00	0.00	0.00	0.00	0.0%
4) Other Local Revenue		8600-8799	8,948,215.00	9,764,855.00	0.00	9,764,855.00	0.00	0.0%
5) TOTAL, REVENUES			8,948,215.00	9,764,855.00	0.00	9,764,855.00		
<b>B. EXPENDITURES</b>								
1) Certificated Salaries		1000-1999	0.00	0.00	0.00	0.00	0.00	0.0%
2) Classified Salaries		2000-2999	0.00	0.00	0.00	0.00	0.00	0.0%
3) Employee Benefits		3000-3999	0.00	0.00	0.00	0.00	0.00	0.0%
4) Books and Supplies		4000-4999	0.00	0.00	0.00	0.00	0.00	0.0%
5) Services and Other Operating Expenditures		5000-5999	0.00	0.00	0.00	0.00	0.00	0.0%
6) Capital Outlay		6000-6999	0.00	0.00	0.00	0.00	0.00	0.0%
7) Other Outgo (excluding Transfers of Indirect Costs)		7100-7299,7400-7499	9,791,029.00	9,943,527.00	0.00	9,943,527.00	0.00	0.0%
8) Other Outgo - Transfers of Indirect Costs		7300-7399	0.00	0.00	0.00	0.00	0.00	0.0%
9) TOTAL, EXPENDITURES			9,791,029.00	9,943,527.00	0.00	9,943,527.00		
<b>C. EXCESS (DEFICIENCY) OF REVENUES OVER EXPENDITURES BEFORE OTHER FINANCING SOURCES AND USES (A5 - B9)</b>			(842,814.00)	(178,672.00)	0.00	(178,672.00)		
<b>D. OTHER FINANCING SOURCES/USES</b>								
1) Interfund Transfers								
a) Transfers In		8900-8929	0.00	0.00	0.00	0.00	0.00	0.0%
b) Transfers Out		7600-7629	0.00	0.00	0.00	0.00	0.00	0.0%
2) Other Sources/Uses								
a) Sources		8930-8979	0.00	0.00	0.00	0.00	0.00	0.0%
b) Uses		7630-7699	0.00	0.00	0.00	0.00	0.00	0.0%
3) Contributions		8980-8999	0.00	0.00	0.00	0.00	0.00	0.0%
4) TOTAL, OTHER FINANCING SOURCES/USES			0.00	0.00	0.00	0.00		
<b>E. NET INCREASE (DECREASE) IN FUND BALANCE (C + D4)</b>			(842,814.00)	(178,672.00)	0.00	(178,672.00)		
<b>F. FUND BALANCE, RESERVES</b>								
1) Beginning Fund Balance								
a) As of July 1 - Unaudited		9791	7,732,795.00	8,039,403.00		8,039,403.00	0.00	0.0%
b) Audit Adjustments		9793	0.00	0.00		0.00	0.00	0.0%
c) As of July 1 - Audited (F1a + F1b)			7,732,795.00	8,039,403.00		8,039,403.00		
d) Other Restatements		9795	0.00	0.00		0.00	0.00	0.0%
e) Adjusted Beginning Balance (F1c + F1d)			7,732,795.00	8,039,403.00		8,039,403.00		
2) Ending Balance, June 30 (E + F1e)			6,889,981.00	7,860,731.00		7,860,731.00		
Components of Ending Fund Balance								
a) Nonspendable								
Revolving Cash		9711	0.00	0.00		0.00		
Stores		9712	0.00	0.00		0.00		
Prepaid Items		9713	0.00	0.00		0.00		
All Others		9719	0.00	0.00		0.00		
b) Legally Restricted Balance		9740	0.00	0.00		0.00		
c) Committed								
Stabilization Arrangements		9750	0.00	0.00		0.00		
Other Commitments		9760	0.00	0.00		0.00		
d) Assigned								
Other Assignments		9780	6,889,981.00	7,860,731.00		7,860,731.00		



Description	Resource Codes	Object Codes	Original Budget (A)	Board Approved Operating Budget (B)	Actuals To Date (C)	Projected Year Totals (D)	Difference (Col B & D) (E)	% Diff Column B & D (F)
e) Unassigned/Unappropriated								
Reserve for Economic Uncertainties		9789	0.00	0.00		0.00		
Unassigned/Unappropriated Amount		9790	0.00	0.00		0.00		
<b>FEDERAL REVENUE</b>								
All Other Federal Revenue		8290	0.00	0.00	0.00	0.00	0.00	0.0%
TOTAL, FEDERAL REVENUE			0.00	0.00	0.00	0.00	0.00	0.0%
<b>OTHER STATE REVENUE</b>								
Tax Relief Subventions								
Voted Indebtedness Levies								
Homeowners' Exemptions		8571	0.00	0.00	0.00	0.00	0.00	0.0%
Other Subventions/In-Lieu Taxes		8572	0.00	0.00	0.00	0.00	0.00	0.0%
TOTAL, OTHER STATE REVENUE			0.00	0.00	0.00	0.00	0.00	0.0%
<b>OTHER LOCAL REVENUE</b>								
County and District Taxes								
Voted Indebtedness Levies								
Secured Roll		8611	8,414,759.00	9,471,914.00	0.00	9,471,914.00	0.00	0.0%
Unsecured Roll		8612	123,032.00	130,164.00	0.00	130,164.00	0.00	0.0%
Prior Years' Taxes		8613	156,082.00	0.00	0.00	0.00	0.00	0.0%
Supplemental Taxes		8614	228,502.00	110,305.00	0.00	110,305.00	0.00	0.0%
Penalties and Interest from Delinquent Non-LCFF Taxes		8629	0.00	0.00	0.00	0.00	0.00	0.0%
Interest		8660	25,840.00	52,472.00	0.00	52,472.00	0.00	0.0%
Net Increase (Decrease) in the Fair Value of Investments		8662	0.00	0.00	0.00	0.00	0.00	0.0%
Other Local Revenue								
All Other Local Revenue		8699	0.00	0.00	0.00	0.00	0.00	0.0%
All Other Transfers In from All Others		8799	0.00	0.00	0.00	0.00	0.00	0.0%
TOTAL, OTHER LOCAL REVENUE			8,948,215.00	9,764,855.00	0.00	9,764,855.00	0.00	0.0%
TOTAL, REVENUES			8,948,215.00	9,764,855.00	0.00	9,764,855.00		
<b>OTHER OUTGO (excluding Transfers of Indirect Costs)</b>								
Debt Service								
Bond Redemptions		7433	4,816,646.00	5,043,240.00	0.00	5,043,240.00	0.00	0.0%
Bond Interest and Other Service Charges		7434	4,974,383.00	4,900,287.00	0.00	4,900,287.00	0.00	0.0%
Debt Service - Interest		7438	0.00	0.00	0.00	0.00	0.00	0.0%
Other Debt Service - Principal		7439	0.00	0.00	0.00	0.00	0.00	0.0%
TOTAL, OTHER OUTGO (excluding Transfers of Indirect Costs)			9,791,029.00	9,943,527.00	0.00	9,943,527.00	0.00	0.0%
TOTAL, EXPENDITURES			9,791,029.00	9,943,527.00	0.00	9,943,527.00		
<b>INTERFUND TRANSFERS</b>								
<b>INTERFUND TRANSFERS IN</b>								
Other Authorized Interfund Transfers In		8919	0.00	0.00	0.00	0.00	0.00	0.0%
(a) TOTAL, INTERFUND TRANSFERS IN			0.00	0.00	0.00	0.00	0.00	0.0%
<b>INTERFUND TRANSFERS OUT</b>								
To: General Fund		7614	0.00	0.00	0.00	0.00	0.00	0.0%
Other Authorized Interfund Transfers Out		7619	0.00	0.00	0.00	0.00	0.00	0.0%
(b) TOTAL, INTERFUND TRANSFERS OUT			0.00	0.00	0.00	0.00	0.00	0.0%
<b>OTHER SOURCES/USES</b>								
<b>SOURCES</b>								
Other Sources								
Transfers from Funds of Lapsed/Reorganized LEAs		8965	0.00	0.00	0.00	0.00	0.00	0.0%
All Other Financing Sources		8979	0.00	0.00	0.00	0.00	0.00	0.0%
(c) TOTAL, SOURCES			0.00	0.00	0.00	0.00	0.00	0.0%

Description	Resource Codes	Object Codes	Original Budget (A)	Board Approved Operating Budget (B)	Actuals To Date (C)	Projected Year Totals (D)	Difference (Col B & D) (E)	% Diff Column B & D (F)
<b>USES</b>								
Transfers of Funds from Lapsed/Reorganized LEAs		7651	0.00	0.00	0.00	0.00	0.00	0.0%
All Other Financing Uses		7699	0.00	0.00	0.00	0.00	0.00	0.0%
(d) TOTAL, USES			0.00	0.00	0.00	0.00	0.00	0.0%
<b>CONTRIBUTIONS</b>								
Contributions from Unrestricted Revenues		8980	0.00	0.00	0.00	0.00	0.00	0.0%
Contributions from Restricted Revenues		8990	0.00	0.00	0.00	0.00	0.00	0.0%
(e) TOTAL, CONTRIBUTIONS			0.00	0.00	0.00	0.00	0.00	0.0%
<b>TOTAL, OTHER FINANCING SOURCES/USES</b>								
(a - b + c - d + e)			0.00	0.00	0.00	0.00		

Resource	Description	2024-25 Projected Totals
	Total, Restricted Balance	0.00

Description	Resource Codes	Object Codes	Original Budget (A)	Board Approved Operating Budget (B)	Actuals To Date (C)	Projected Year Totals (D)	Difference (Col B & D) (E)	% Diff Column B & D (F)
<b>A. REVENUES</b>								
1) LCFF Sources		8010-8099	0.00	0.00	0.00	0.00	0.00	0.0%
2) Federal Revenue		8100-8299	0.00	0.00	0.00	0.00	0.00	0.0%
3) Other State Revenue		8300-8599	0.00	0.00	0.00	0.00	0.00	0.0%
4) Other Local Revenue		8600-8799	5,702,439.00	5,702,439.00	255,476.21	5,866,341.00	163,902.00	2.9%
5) TOTAL, REVENUES			5,702,439.00	5,702,439.00	255,476.21	5,866,341.00		
<b>B. EXPENSES</b>								
1) Certificated Salaries		1000-1999	0.00	0.00	0.00	0.00	0.00	0.0%
2) Classified Salaries		2000-2999	0.00	0.00	0.00	0.00	0.00	0.0%
3) Employee Benefits		3000-3999	0.00	0.00	0.00	0.00	0.00	0.0%
4) Books and Supplies		4000-4999	0.00	0.00	0.00	0.00	0.00	0.0%
5) Services and Other Operating Expenses		5000-5999	3,570,815.00	3,570,815.00	2,415,171.66	3,651,902.00	(81,087.00)	-2.3%
6) Depreciation and Amortization		6000-6999	0.00	0.00	0.00	0.00	0.00	0.0%
7) Other Outgo (excluding Transfers of Indirect Costs)		7100-7299, 7400-7499	0.00	0.00	0.00	0.00	0.00	0.0%
8) Other Outgo - Transfers of Indirect Costs		7300-7399	0.00	0.00	0.00	0.00	0.00	0.0%
9) TOTAL, EXPENSES			3,570,815.00	3,570,815.00	2,415,171.66	3,651,902.00		
<b>C. EXCESS (DEFICIENCY) OF REVENUES OVER EXPENSES BEFORE OTHER FINANCING SOURCES AND USES(A5 -B9)</b>			2,131,624.00	2,131,624.00	(2,159,695.45)	2,214,439.00		
<b>D. OTHER FINANCING SOURCES/USES</b>								
1) Interfund Transfers								
a) Transfers In		8900-8929	0.00	0.00	0.00	0.00	0.00	0.0%
b) Transfers Out		7600-7629	0.00	0.00	0.00	0.00	0.00	0.0%
2) Other Sources/Uses								
a) Sources		8930-8979	0.00	0.00	0.00	0.00	0.00	0.0%
b) Uses		7630-7699	0.00	0.00	0.00	0.00	0.00	0.0%
3) Contributions		8980-8999	0.00	0.00	0.00	0.00	0.00	0.0%
4) TOTAL, OTHER FINANCING SOURCES/USES			0.00	0.00	0.00	0.00		
<b>E. NET INCREASE (DECREASE) IN NET POSITION (C + D4)</b>			2,131,624.00	2,131,624.00	(2,159,695.45)	2,214,439.00		
<b>F. NET POSITION</b>								
1) Beginning Net Position								
a) As of July 1 - Unaudited		9791	11,054,283.50	11,098,738.08		11,098,738.08	0.00	0.0%
b) Audit Adjustments		9793	0.00	0.00		0.00	0.00	0.0%
c) As of July 1 - Audited (F1a + F1b)			11,054,283.50	11,098,738.08		11,098,738.08		
d) Other Restatements		9795	0.00	0.00		0.00	0.00	0.0%
e) Adjusted Beginning Net Position (F1c + F1d)			11,054,283.50	11,098,738.08		11,098,738.08		
2) Ending Net Position, June 30 (E + F1e)			13,185,907.50	13,230,362.08		13,313,177.08		

Description	Resource Codes	Object Codes	Original Budget (A)	Board Approved Operating Budget (B)	Actuals To Date (C)	Projected Year Totals (D)	Difference (Col B & D) (E)	% Diff Column B & D (F)
<b>Components of Ending Net Position</b>								
a) Net Investment in Capital Assets		9796	0.00	0.00		0.00		
b) Restricted Net Position		9797	0.00	0.00		0.00		
c) Unrestricted Net Position		9790	13,185,907.50	13,230,362.08		13,313,177.08		
<b>OTHER STATE REVENUE</b>								
STRS On-Behalf Pension Contributions	7690	8590	0.00	0.00	0.00	0.00	0.00	0.0%
All Other State Revenue	All Other	8590	0.00	0.00	0.00	0.00	0.00	0.0%
TOTAL, OTHER STATE REVENUE			0.00	0.00	0.00	0.00	0.00	0.0%
<b>OTHER LOCAL REVENUE</b>								
Sales								
Sale of Equipment/Supplies		8631	0.00	0.00	0.00	0.00	0.00	0.0%
Interest		8660	350,500.00	350,500.00	151,067.35	433,315.00	82,815.00	23.6%
Net Increase (Decrease) in the Fair Value of Investments		8662	0.00	0.00	0.00	0.00	0.00	0.0%
Fees and Contracts								
In-District Premiums/Contributions		8674	5,100,000.00	5,100,000.00	0.00	5,181,087.00	81,087.00	1.6%
All Other Fees and Contracts		8689	0.00	0.00	0.00	0.00	0.00	0.0%
Other Local Revenue								
All Other Local Revenue		8699	251,939.00	251,939.00	104,408.86	251,939.00	0.00	0.0%
All Other Transfers In from All Others		8799	0.00	0.00	0.00	0.00	0.00	0.0%
TOTAL, OTHER LOCAL REVENUE			5,702,439.00	5,702,439.00	255,476.21	5,866,341.00	163,902.00	2.9%
TOTAL, REVENUES			5,702,439.00	5,702,439.00	255,476.21	5,866,341.00		
<b>CERTIFICATED SALARIES</b>								
Certificated Pupil Support Salaries		1200	0.00	0.00	0.00	0.00	0.00	0.0%
Certificated Supervisors' and Administrators' Salaries		1300	0.00	0.00	0.00	0.00	0.00	0.0%
TOTAL, CERTIFICATED SALARIES			0.00	0.00	0.00	0.00	0.00	0.0%
<b>CLASSIFIED SALARIES</b>								
Classified Support Salaries		2200	0.00	0.00	0.00	0.00	0.00	0.0%
Classified Supervisors' and Administrators' Salaries		2300	0.00	0.00	0.00	0.00	0.00	0.0%
Clerical, Technical and Office Salaries		2400	0.00	0.00	0.00	0.00	0.00	0.0%
Other Classified Salaries		2900	0.00	0.00	0.00	0.00	0.00	0.0%
TOTAL, CLASSIFIED SALARIES			0.00	0.00	0.00	0.00	0.00	0.0%
<b>EMPLOYEE BENEFITS</b>								
STRS		3101-3102	0.00	0.00	0.00	0.00	0.00	0.0%
PERS		3201-3202	0.00	0.00	0.00	0.00	0.00	0.0%
OASDI/Medicare/Alternative		3301-3302	0.00	0.00	0.00	0.00	0.00	0.0%
Health and Welfare Benefits		3401-3402	0.00	0.00	0.00	0.00	0.00	0.0%
Unemployment Insurance		3501-3502	0.00	0.00	0.00	0.00	0.00	0.0%
Workers' Compensation		3601-3602	0.00	0.00	0.00	0.00	0.00	0.0%
OPEB, Allocated		3701-3702	0.00	0.00	0.00	0.00	0.00	0.0%
OPEB, Active Employees		3751-3752	0.00	0.00	0.00	0.00	0.00	0.0%
Other Employee Benefits		3901-3902	0.00	0.00	0.00	0.00	0.00	0.0%
TOTAL, EMPLOYEE BENEFITS			0.00	0.00	0.00	0.00	0.00	0.0%
<b>BOOKS AND SUPPLIES</b>								

Description	Resource Codes	Object Codes	Original Budget (A)	Board Approved Operating Budget (B)	Actuals To Date (C)	Projected Year Totals (D)	Difference (Col B & D) (E)	% Diff Column B & D (F)
Books and Other Reference Materials		4200	0.00	0.00	0.00	0.00	0.00	0.0%
Materials and Supplies		4300	0.00	0.00	0.00	0.00	0.00	0.0%
Noncapitalized Equipment		4400	0.00	0.00	0.00	0.00	0.00	0.0%
TOTAL, BOOKS AND SUPPLIES			0.00	0.00	0.00	0.00	0.00	0.0%
<b>SERVICES AND OTHER OPERATING EXPENSES</b>								
Subagreements for Services		5100	0.00	0.00	0.00	0.00	0.00	0.0%
Travel and Conferences		5200	0.00	0.00	0.00	0.00	0.00	0.0%
Dues and Memberships		5300	0.00	0.00	0.00	0.00	0.00	0.0%
Insurance		5400-5450	2,762,399.00	2,762,399.00	1,913,812.66	2,843,486.00	(81,087.00)	-2.9%
Operations and Housekeeping Services		5500	0.00	0.00	0.00	0.00	0.00	0.0%
Rentals, Leases, Repairs, and Noncapitalized Improvements		5600	0.00	0.00	0.00	0.00	0.00	0.0%
Transfers of Direct Costs - Interfund		5750	0.00	0.00	0.00	0.00	0.00	0.0%
Professional/Consulting Services and Operating Expenditures		5800	808,416.00	808,416.00	501,359.00	808,416.00	0.00	0.0%
Communications		5900	0.00	0.00	0.00	0.00	0.00	0.0%
TOTAL, SERVICES AND OTHER OPERATING EXPENSES			3,570,815.00	3,570,815.00	2,415,171.66	3,651,902.00	(81,087.00)	-2.3%
<b>DEPRECIATION AND AMORTIZATION</b>								
Depreciation Expense		6900	0.00	0.00	0.00	0.00	0.00	0.0%
Amortization Expense-Lease Assets		6910	0.00	0.00	0.00	0.00	0.00	0.0%
Amortization Expense-Subscription Assets		6920	0.00	0.00	0.00	0.00	0.00	0.0%
TOTAL, DEPRECIATION AND AMORTIZATION			0.00	0.00	0.00	0.00	0.00	0.0%
TOTAL, EXPENSES			3,570,815.00	3,570,815.00	2,415,171.66	3,651,902.00		
<b>INTERFUND TRANSFERS</b>								
<b>INTERFUND TRANSFERS IN</b>								
Other Authorized Interfund Transfers In		8919	0.00	0.00	0.00	0.00	0.00	0.0%
(a) TOTAL, INTERFUND TRANSFERS IN			0.00	0.00	0.00	0.00	0.00	0.0%
<b>INTERFUND TRANSFERS OUT</b>								
Other Authorized Interfund Transfers Out		7619	0.00	0.00	0.00	0.00	0.00	0.0%
(b) TOTAL, INTERFUND TRANSFERS OUT			0.00	0.00	0.00	0.00	0.00	0.0%
<b>OTHER SOURCES/USES</b>								
<b>SOURCES</b>								
Other Sources								
Transfers from Funds of Lapsed/Reorganized LEAs		8965	0.00	0.00	0.00	0.00	0.00	0.0%
(c) TOTAL, SOURCES			0.00	0.00	0.00	0.00	0.00	0.0%
<b>USES</b>								
Transfers of Funds from Lapsed/Reorganized LEAs		7651	0.00	0.00	0.00	0.00	0.00	0.0%
(d) TOTAL, USES			0.00	0.00	0.00	0.00	0.00	0.0%
<b>CONTRIBUTIONS</b>								
Contributions from Unrestricted Revenues		8980	0.00	0.00	0.00	0.00	0.00	0.0%
Contributions from Restricted Revenues		8990	0.00	0.00	0.00	0.00	0.00	0.0%
(e) TOTAL, CONTRIBUTIONS			0.00	0.00	0.00	0.00	0.00	0.0%
TOTAL, OTHER FINANCING SOURCES/USES			0.00	0.00	0.00	0.00		
(a - b + c - d + e)			0.00	0.00	0.00	0.00		

Resource	Description	2024-25 Projected Totals
	Total, Restricted Net Position	0.00





Description	ESTIMATED FUNDED ADA Original Budget (A)	ESTIMATED FUNDED ADA Board Approved Operating Budget (B)	ESTIMATED P-2 REPORT ADA Projected Year Totals (C)	ESTIMATED FUNDED ADA Projected Year Totals (D)	DIFFERENCE (Col. D - B) (E)	PERCENTAGE DIFFERENCE (Col. E / B) (F)
<b>A. DISTRICT</b>						
<b>1. Total District Regular ADA</b> Includes Opportunity Classes, Home & Hospital, Special Day Class, Continuation Education, Special Education NPS/LCI and Extended Year, and Community Day School (includes Necessary Small School ADA)	6,204.40	6,248.18	5,581.17	6,247.61	(.57)	0.0%
<b>2. Total Basic Aid Choice/Court Ordered Voluntary Pupil Transfer Regular ADA</b> Includes Opportunity Classes, Home & Hospital, Special Day Class, Continuation Education, Special Education NPS/LCI and Extended Year, and Community Day School (ADA not included in Line A1 above)					0.00	
<b>3. Total Basic Aid Open Enrollment Regular ADA</b> Includes Opportunity Classes, Home & Hospital, Special Day Class, Continuation Education, Special Education NPS/LCI and Extended Year, and Community Day School (ADA not included in Line A1 above)					0.00	
<b>4. Total, District Regular ADA</b> <b>(Sum of Lines A1 through A3)</b>	6,204.40	6,248.18	5,581.17	6,247.61	(.57)	0.0%
<b>5. District Funded County Program ADA</b>						
a. County Community Schools					0.00	
b. Special Education-Special Day Class	18.75	14.42	16.41	16.41	1.99	14.0%
c. Special Education-NPS/LCI					0.00	
d. Special Education Extended Year					0.00	
e. Other County Operated Programs: Opportunity Schools and Full Day Opportunity Classes, Specialized Secondary Schools					0.00	
f. County School Tuition Fund (Out of State Tuition) [EC 2000 and 46380]					0.00	
<b>g. Total, District Funded County Program ADA</b> <b>(Sum of Lines A5a through A5f)</b>	18.75	14.42	16.41	16.41	1.99	14.0%
<b>6. TOTAL DISTRICT ADA</b> <b>(Sum of Line A4 and Line A5g)</b>	6,223.15	6,262.60	5,597.58	6,264.02	1.42	0.0%
<b>7. Adults in Correctional Facilities</b>					0.00	
<b>8. Charter School ADA</b> <b>(Enter Charter School ADA using</b> <b>Tab C. Charter School ADA)</b>						



Description	Object	Beginning Balances (Ref. Only)	July	August	September	October	November	December	January	February
ACTUALS THROUGH THE MONTH OF (Enter Month Name):	January									
A. BEGINNING CASH			85,425,437.76	80,223,194.93	73,281,574.85	74,960,670.01	73,018,086.63	74,883,774.81	87,327,141.78	83,540,950.13
B. RECEIPTS										
LCFF/Revenue Limit Sources										
Principal Apportionment	8010-8019		3,578,546.00	3,578,546.00	10,901,609.00	6,441,383.00	6,441,383.00	9,659,812.00	6,441,383.00	4,847,325.40
Property Taxes	8020-8079		312,672.41	139,096.15	44,029.60	(21.03)	239,210.23	5,252,973.26	3,315,149.92	785,196.00
Miscellaneous Funds	8080-8099		0.00	0.00	493.00	0.00	0.00	0.00	0.00	0.00
Federal Revenue	8100-8299		687,343.00	706,513.60	(1,098,125.63)	2,289,784.65	56,865.00	5,957,414.75	1,789,504.00	745,624.79
Other State Revenue	8300-8599		543,849.40	509,605.00	(5,006,065.14)	900,288.00	1,808,799.44	4,316,121.46	890,341.00	987,611.00
Other Local Revenue	8600-8799		0.00	370,018.95	(1,110,180.57)	9,442.39	3,889,502.18	1,160,722.85	1,456,387.44	989,749.39
Interfund Transfers In	8900-8929		0.00	0.00	0.00	0.00	0.00	0.00	0.00	0.00
All Other Financing Sources	8930-8979		0.00	0.00	0.00	0.00	0.00	0.00	0.00	0.00
TOTAL RECEIPTS			5,122,410.81	5,303,779.70	3,731,760.26	9,640,877.01	12,435,759.85	26,347,044.32	13,892,765.36	8,355,506.58
C. DISBURSEMENTS										
Certificated Salaries	1000-1999		113,831.32	3,513,014.81	4,142,134.78	4,204,561.41	4,332,680.45	5,445,018.97	4,317,241.94	5,422,060.66
Classified Salaries	2000-2999		189,095.19	916,916.84	1,281,718.05	1,619,513.75	1,623,158.43	2,761,245.59	1,677,641.20	1,703,601.89
Employee Benefits	3000-3999		116,750.29	1,852,616.83	1,724,504.34	2,298,955.46	2,268,980.71	2,698,093.34	2,375,511.97	2,725,431.81
Books and Supplies	4000-4999		772,007.33	922,649.79	402,087.76	467,626.55	476,412.84	825,755.42	2,353,955.05	938,314.31
Services	5000-5999		394,947.46	2,321,452.48	925,254.06	2,228,203.79	1,539,408.39	2,680,169.67	2,347,766.76	3,204,672.90
Capital Outlay	6000-6999		0.00	5,000.00	1,402,160.69	338,530.09	324,301.47	551,513.00	5,540,422.61	414,929.33
Other Outgo	7000-7499		12,498.00	12,498.00	(26,183.66)	314,921.32	22,497.00	22,497.00	168,709.16	117,097.76
Interfund Transfers Out	7600-7629		0.00	0.00	0.00	0.00	0.00	0.00	0.00	0.00

Description	Object	Beginning Balances (Ref. Only)	July	August	September	October	November	December	January	February
All Other Financing Uses	7630-7699		0.00	0.00	0.00	0.00	0.00	0.00	0.00	0.00
<b>TOTAL DISBURSEMENTS</b>			1,599,129.59	9,544,148.75	9,851,676.02	11,472,312.37	10,587,439.29	14,984,292.99	18,781,248.69	14,526,108.65
<b>D. BALANCE SHEET ITEMS</b>										
<u>Assets and Deferred Outflows</u>										
Cash Not In Treasury	9111-9199	(3,446,399.00)	0.00	0.00	0.00	0.00	0.00	0.00	0.00	0.00
Accounts Receivable	9200-9299	25,387,641.62	27,780.81	0.00	24,564,249.77	405.32	47,324.58	564,741.55	0.00	0.00
Due From Other Funds	9310	0.00	0.00	0.00	0.00	0.00	0.00	0.00	0.00	0.00
Stores	9320	0.00	0.00	0.00	0.00	0.00	0.00	0.00	0.00	0.00
Prepaid Expenditures	9330	0.00	0.00	0.00	0.00	0.00	0.00	0.00	0.00	0.00
Other Current Assets	9340	321,444.00	20,904.60	(97,460.14)	(125,746.60)	10,560.00	(4,728.92)	(18,816.36)	502.00	0.00
Lease Receivable	9380									
Deferred Outflows of Resources	9490	0.00	0.00	0.00	0.00	0.00	0.00	0.00	0.00	0.00
<b>SUBTOTAL</b>		22,262,686.62	48,685.41	(97,460.14)	24,438,503.17	10,965.32	42,595.66	545,925.19	502.00	0.00
<u>Liabilities and Deferred Inflows</u>										
Accounts Payable	9500-9599	15,282,975.97	8,774,209.46	2,603,790.89	2,253,616.53	122,113.34	25,228.04	(534,690.45)	(1,101,789.68)	3,140,779.58
Due To Other Funds	9610	0.00	0.00	0.00	0.00	0.00	0.00	0.00	0.00	0.00
Current Loans	9640	0.00	0.00	0.00	0.00	0.00	0.00	0.00	0.00	0.00
Unearned Revenues	9650	14,385,875.72	0.00	0.00	14,385,875.72	0.00	0.00	0.00	0.00	0.00
Deferred Inflows of Resources	9690	0.00	0.00	0.00	0.00	0.00	0.00	0.00	0.00	0.00
<b>SUBTOTAL</b>		29,668,851.69	8,774,209.46	2,603,790.89	16,639,492.25	122,113.34	25,228.04	(534,690.45)	(1,101,789.68)	3,140,779.58
<u>Nonoperating</u>										
Suspense Clearing	9910									
<b>TOTAL BALANCE SHEET ITEMS</b>		(7,406,165.07)	(8,725,524.05)	(2,701,251.03)	7,799,010.92	(111,148.02)	17,367.62	1,080,615.64	1,102,291.68	(3,140,779.58)
<b>E. NET INCREASE/DECREASE (B - C + D)</b>			(5,202,242.83)	(6,941,620.08)	1,679,095.16	(1,942,583.38)	1,865,688.18	12,443,366.97	(3,786,191.65)	(9,311,381.65)
<b>F. ENDING CASH (A + E)</b>			80,223,194.93	73,281,574.85	74,960,670.01	73,018,086.63	74,883,774.81	87,327,141.78	83,540,950.13	74,229,568.48
<b>G. ENDING CASH, PLUS CASH ACCRUALS AND ADJUSTMENTS</b>										

Description	Object	March	April	May	June	Accruals	Adjustments	TOTAL	BUDGET
ACTUALS THROUGH THE MONTH OF (Enter Month Name):		January							
A. BEGINNING CASH		74,229,568.48	70,704,161.57	66,812,179.43	65,125,850.92				
B. RECEIPTS									
LCFF/Revenue Limit Sources									
Principal Apportionment	8010-8019	7,929,793.90	4,847,325.40	4,847,325.40	7,929,793.90	0.00	0.00	77,444,226.00	77,444,226.00
Property Taxes	8020-8079	20,596.00	4,013,735.00	5,798,153.00	2,866,896.46	0.00	0.00	22,787,687.00	22,787,687.00
Miscellaneous Funds	8080-8099	(341.67)	(113.89)	(94.91)	57.46	0.00	0.00	0.00	0.00
Federal Revenue	8100-8299	734,955.91	173,407.00	0.00	1,764,594.69	3,893,734.24	0.00	17,701,616.00	17,701,616.00
Other State Revenue	8300-8599	1,382,341.86	936,041.00	1,672,027.65	1,373,862.76	13,277,690.58	0.00	23,592,514.00	23,592,514.00
Other Local Revenue	8600-8799	213,705.00	663,732.00	522,369.00	1,583,173.12	103,219.35	0.00	9,851,841.11	9,851,841.00
Interfund Transfers In	8900-8929	0.00	0.00	0.00	0.00	0.00	0.00	0.00	0.00
All Other Financing Sources	8930-8979	0.00	0.00	0.00	0.00	0.00	0.00	0.00	0.00
TOTAL RECEIPTS		10,281,051.00	10,634,126.51	12,839,780.14	15,518,378.40	17,274,644.17	0.00	151,377,884.11	151,377,884.00
C. DISBURSEMENTS									
Certificated Salaries	1000-1999	5,422,060.66	5,422,060.66	5,422,060.66	5,502,345.60	0.00	0.00	53,259,071.90	53,259,071.90
Classified Salaries	2000-2999	1,703,601.89	1,703,601.89	1,703,601.89	1,703,601.89	1,703,601.89	0.00	20,290,900.38	20,290,900.38
Employee Benefits	3000-3999	2,725,431.81	2,725,431.81	2,725,431.81	2,725,431.81	5,564,382.00	0.00	32,526,954.00	32,526,954.00
Books and Supplies	4000-4999	938,314.31	938,314.31	938,314.31	938,314.31	938,314.31	0.00	11,850,380.59	11,850,380.59
Services	5000-5999	3,204,672.90	3,204,672.90	3,204,672.90	3,204,672.90	3,204,672.90	0.00	31,665,240.00	31,665,240.00
Capital Outlay	6000-6999	414,929.33	414,929.33	414,929.33	414,929.33	(1,768,581.80)	0.00	8,467,992.69	8,467,992.69
Other Outgo	7000-7499	117,097.76	117,097.76	117,097.76	117,097.76	(286,220.64)	0.00	826,705.00	826,705.00
Interfund Transfers Out	7600-7629	0.00	0.00	0.00	0.00	1,000,000.00	0.00	1,000,000.00	1,000,000.00
All Other Financing Uses	7630-7699	0.00	0.00	0.00	0.00	0.00	0.00	0.00	0.00

Description	Object	March	April	May	June	Accruals	Adjustments	TOTAL	BUDGET
TOTAL DISBURSEMENTS		14,526,108.65	14,526,108.65	14,526,108.65	14,606,393.59	10,356,168.65	0.00	159,887,244.56	159,887,244.56
D. BALANCE SHEET ITEMS									
<u>Assets and Deferred Outflows</u>									
Cash Not In Treasury	9111-9199	0.00	0.00	0.00	0.00	0.00	0.00	0.00	
Accounts Receivable	9200-9299	183,139.59	0.00	0.00	0.00	0.00	0.00	25,387,641.62	
Due From Other Funds	9310	0.00	0.00	0.00	0.00	0.00	0.00	0.00	
Stores	9320	0.00	0.00	0.00	0.00	0.00	0.00	0.00	
Prepaid Expenditures	9330	0.00	0.00	0.00	0.00	0.00	0.00	0.00	
Other Current Assets	9340	536,229.42	0.00	0.00	0.00	0.00	0.00	321,444.00	
Lease Receivable	9380							0.00	
Deferred Outflows of Resources	9490	0.00	0.00	0.00	0.00	0.00	0.00	0.00	
SUBTOTAL		719,369.01	0.00	0.00	0.00	0.00	0.00	25,709,085.62	
<u>Liabilities and Deferred Inflows</u>									
Accounts Payable	9500-9599	(281.74)	0.00	0.00	0.00	0.00	0.00	15,282,975.97	
Due To Other Funds	9610	0.00	0.00	0.00	0.00	0.00	0.00	0.00	
Current Loans	9640	0.00	0.00	0.00	0.00	0.00	0.00	0.00	
Unearned Revenues	9650	0.00	0.00	0.00	0.00	0.00	0.00	14,385,875.72	
Deferred Inflows of Resources	9690	0.00	0.00	0.00	0.00	0.00	0.00	0.00	
SUBTOTAL		(281.74)	0.00	0.00	0.00	0.00	0.00	29,668,851.69	
<u>Nonoperating</u>									
Suspense Clearing	9910							0.00	
TOTAL BALANCE SHEET ITEMS		719,650.75	0.00	0.00	0.00	0.00	0.00	(3,959,766.07)	
E. NET INCREASE/DECREASE (B - C + D)		(3,525,406.91)	(3,891,982.14)	(1,686,328.51)	911,984.81	6,918,475.52	0.00	(12,469,126.52)	(8,509,360.56)
F. ENDING CASH (A + E)		70,704,161.57	66,812,179.43	65,125,850.92	66,037,835.73				
G. ENDING CASH, PLUS CASH ACCRUALS AND ADJUSTMENTS								72,956,311.24	

Description	Object	Beginning Balances (Ref. Only)	July	August	September	October	November	December	January	February
ACTUALS THROUGH THE MONTH OF (Enter Month Name):	January									
A. BEGINNING CASH			66,037,835.73	61,055,473.41	57,452,711.91	57,405,021.78	53,026,419.61	50,998,055.82	61,463,881.86	58,969,273.61
B. RECEIPTS										
LCFF/Revenue Limit Sources										
Principal Apportionment	8010-8019		3,242,122.00	3,242,122.00	8,807,681.50	5,835,819.00	5,835,819.00	8,807,681.50	5,835,819.00	5,699,269.20
Property Taxes	8020-8079		69,578.00	74,064.00	0.00	0.00	29,015.00	5,664,230.00	1,388,121.00	785,196.00
Miscellaneous Funds	8080-8099		0.00	0.00	0.00	0.00	0.00	0.00	0.00	0.00
Federal Revenue	8100-8299		9,976.00	0.00	339,600.93	42.00	240,659.70	1,390,988.81	0.00	258,369.79
Other State Revenue	8300-8599		507,380.00	507,380.00	913,284.00	913,284.00	1,192,881.00	1,232,369.00	1,463,570.00	964,854.60
Other Local Revenue	8600-8799		19,791.54	362,382.54	67,400.54	19,791.54	1,951,561.54	1,112,944.54	530,440.54	663,860.54
Interfund Transfers In	8900-8929		0.00	0.00	0.00	0.00	0.00	0.00	0.00	0.00
All Other Financing Sources	8930-8979		0.00	0.00	0.00	0.00	0.00	0.00	0.00	0.00
TOTAL RECEIPTS			3,848,847.54	4,185,948.54	10,127,966.97	6,768,936.54	9,249,936.24	18,208,213.85	9,217,950.54	8,371,550.13
C. DISBURSEMENTS										
Certificated Salaries	1000-1999		113,831.00	3,562,566.64	5,012,775.33	5,012,775.33	5,012,775.33	5,012,775.33	5,012,775.33	5,012,775.33
Classified Salaries	2000-2999		189,095.00	911,677.23	1,738,840.99	1,738,840.99	1,738,840.99	1,738,840.99	1,738,840.99	1,738,840.99
Employee Benefits	3000-3999		116,751.00	1,830,333.09	2,300,356.18	2,300,356.18	2,300,356.18	2,300,356.18	2,300,356.18	2,300,356.18
Books and Supplies	4000-4999		772,007.00	308,738.35	308,427.60	308,427.60	310,379.35	310,379.35	310,379.35	310,379.35
Services	5000-5999		399,509.00	1,811,237.17	2,121,084.35	2,121,084.35	2,121,084.35	2,121,084.35	2,121,084.35	2,121,084.35
Capital Outlay	6000-6999		0.00	0.00	28,983.65	16,348.22	47,244.31	47,244.31	47,244.31	47,244.31
Other Outgo	7000-7499		15,522.00	15,522.00	35,666.27	328,090.27	35,666.27	35,666.27	181,878.27	95,893.07
Interfund Transfers Out	7600-7629		0.00	0.00	0.00	0.00	0.00	0.00	0.00	0.00

Description	Object	Beginning Balances (Ref. Only)	July	August	September	October	November	December	January	February
All Other Financing Uses	7630-7699		0.00	0.00	0.00	0.00	0.00	0.00	0.00	0.00
<b>TOTAL DISBURSEMENTS</b>			1,606,715.00	8,440,074.47	11,546,134.38	11,825,922.95	11,566,346.79	11,566,346.79	11,712,558.79	11,626,573.59
<b>D. BALANCE SHEET ITEMS</b>										
<u>Assets and Deferred Outflows</u>										
Cash Not In Treasury	9111-9199	0.00	0.00	0.00	0.00	0.00	0.00	0.00	0.00	0.00
Accounts Receivable	9200-9299	17,274,644.17	3,131,673.80	651,364.43	1,370,477.28	678,384.25	288,046.76	3,823,958.98	0.00	90,055.50
Due From Other Funds	9310	0.00	0.00	0.00	0.00	0.00	0.00	0.00	0.00	0.00
Stores	9320	0.00	0.00	0.00	0.00	0.00	0.00	0.00	0.00	0.00
Prepaid Expenditures	9330	0.00	0.00	0.00	0.00	0.00	0.00	0.00	0.00	0.00
Other Current Assets	9340	0.00	0.00	0.00	0.00	0.00	0.00	0.00	0.00	0.00
Lease Receivable	9380									
Deferred Outflows of Resources	9490	0.00	0.00	0.00	0.00	0.00	0.00	0.00	0.00	0.00
<b>SUBTOTAL</b>		17,274,644.17	3,131,673.80	651,364.43	1,370,477.28	678,384.25	288,046.76	3,823,958.98	0.00	90,055.50
<u>Liabilities and Deferred Inflows</u>										
Accounts Payable	9500-9599	10,356,168.65	10,356,168.65	0.00	0.00	0.00	0.00	0.00	0.00	0.00
Due To Other Funds	9610	0.00	0.00	0.00	0.00	0.00	0.00	0.00	0.00	0.00
Current Loans	9640	0.00	0.00	0.00	0.00	0.00	0.00	0.00	0.00	0.00
Unearned Revenues	9650	0.00	0.00	0.00	0.00	0.00	0.00	0.00	0.00	0.00
Deferred Inflows of Resources	9690	0.00	0.00	0.00	0.00	0.00	0.00	0.00	0.00	0.00
<b>SUBTOTAL</b>		10,356,168.65	10,356,168.65	0.00	0.00	0.00	0.00	0.00	0.00	0.00
<u>Nonoperating</u>										
Suspense Clearing	9910									
<b>TOTAL BALANCE SHEET ITEMS</b>		6,918,475.52	(7,224,494.85)	651,364.43	1,370,477.28	678,384.25	288,046.76	3,823,958.98	0.00	90,055.50
<b>E. NET INCREASE/DECREASE (B - C + D)</b>			(4,982,362.31)	(3,602,761.50)	(47,690.14)	(4,378,602.16)	(2,028,363.79)	10,465,826.04	(2,494,608.25)	(3,164,967.96)
<b>F. ENDING CASH (A + E)</b>			61,055,473.41	57,452,711.91	57,405,021.78	53,026,419.61	50,998,055.82	61,463,881.86	58,969,273.61	55,804,305.65
<b>G. ENDING CASH, PLUS CASH ACCRUALS AND ADJUSTMENTS</b>										



Description	Object	March	April	May	June	Accruals	Adjustments	TOTAL	BUDGET
ACTUALS THROUGH THE MONTH OF (Enter Month Name):		January							
A. BEGINNING CASH		55,804,305.65	56,347,065.64	56,172,186.89	58,391,015.79				
B. RECEIPTS									
LCFF/Revenue Limit Sources									
Principal Apportionment	8010-8019	8,671,131.70	5,699,269.20	5,699,269.20	8,671,131.70	0.00	0.00	76,047,135.00	76,047,135.00
Property Taxes	8020-8079	20,596.00	4,013,735.00	5,798,153.00	2,051,870.00	0.00	0.00	19,894,558.00	19,894,558.00
Miscellaneous Funds	8080-8099	0.00	0.00	0.00	0.00	0.00	0.00	0.00	0.00
Federal Revenue	8100-8299	977,848.11	142,573.50	0.00	1,351,035.09	4,405,212.07	0.00	9,116,306.00	9,116,306.00
Other State Revenue	8300-8599	1,587,932.60	913,284.60	1,805,819.75	1,331,107.60	6,637,594.85	0.00	19,970,742.00	19,970,742.00
Other Local Revenue	8600-8799	21,278.54	682,832.54	542,160.54	1,241,862.65	943,516.54	0.00	8,159,824.11	8,159,824.11
Interfund Transfers In	8900-8929	0.00	0.00	0.00	0.00	0.00	0.00	0.00	0.00
All Other Financing Sources	8930-8979	0.00	0.00	0.00	0.00	0.00	0.00	0.00	0.00
TOTAL RECEIPTS		11,278,786.95	11,451,694.84	13,845,402.49	14,647,007.03	11,986,323.46	0.00	133,188,565.11	133,188,565.11
C. DISBURSEMENTS									
Certificated Salaries	1000-1999	5,012,775.33	5,012,775.33	5,012,775.33	5,012,775.33	0.00	0.00	53,804,150.98	53,804,150.98
Classified Salaries	2000-2999	1,738,840.99	1,738,840.99	1,738,840.99	1,738,840.99	1,744,080.76	0.00	20,233,262.89	20,233,262.89
Employee Benefits	3000-3999	2,300,356.18	2,300,356.18	2,300,356.18	2,300,356.18	7,331,196.09	0.00	32,281,841.95	32,281,841.95
Books and Supplies	4000-4999	310,379.35	310,379.35	310,379.35	310,379.35	302,814.35	0.00	4,483,449.75	4,483,449.75
Services	5000-5999	2,121,084.35	2,121,084.35	2,121,084.35	2,121,084.35	2,121,084.35	0.00	25,542,674.00	25,542,674.00
Capital Outlay	6000-6999	47,244.31	47,244.31	47,244.31	47,244.31	47,244.31	0.00	470,530.69	470,530.69
Other Outgo	7000-7499	95,893.07	95,893.07	95,893.07	95,893.07	(300,771.73)	0.00	826,705.00	826,705.00
Interfund Transfers Out	7600-7629	0.00	0.00	0.00	0.00	1,000,000.00	0.00	1,000,000.00	1,000,000.00
All Other Financing Uses	7630-7699	0.00	0.00	0.00	0.00	0.00	0.00	0.00	0.00

Description	Object	March	April	May	June	Accruals	Adjustments	TOTAL	BUDGET
TOTAL DISBURSEMENTS		11,626,573.59	11,626,573.59	11,626,573.59	11,626,573.59	12,245,648.14	0.00	138,642,615.25	138,642,615.25
D. BALANCE SHEET ITEMS									
<u>Assets and Deferred Outflows</u>									
Cash Not In Treasury	9111-9199	0.00	0.00	0.00	0.00	0.00	0.00	0.00	
Accounts Receivable	9200-9299	890,546.63	0.00	0.00	0.00	6,350,136.55	0.00	17,274,644.17	
Due From Other Funds	9310	0.00	0.00	0.00	0.00	0.00	0.00	0.00	
Stores	9320	0.00	0.00	0.00	0.00	0.00	0.00	0.00	
Prepaid Expenditures	9330	0.00	0.00	0.00	0.00	0.00	0.00	0.00	
Other Current Assets	9340	0.00	0.00	0.00	0.00	0.00	0.00	0.00	
Lease Receivable	9380							0.00	
Deferred Outflows of Resources	9490	0.00	0.00	0.00	0.00	0.00	0.00	0.00	
SUBTOTAL		890,546.63	0.00	0.00	0.00	6,350,136.55	0.00	17,274,644.17	
<u>Liabilities and Deferred Inflows</u>									
Accounts Payable	9500-9599	0.00	0.00	0.00	0.00	0.00	0.00	10,356,168.65	
Due To Other Funds	9610	0.00	0.00	0.00	0.00	0.00	0.00	0.00	
Current Loans	9640	0.00	0.00	0.00	0.00	0.00	0.00	0.00	
Unearned Revenues	9650	0.00	0.00	0.00	0.00	0.00	0.00	0.00	
Deferred Inflows of Resources	9690	0.00	0.00	0.00	0.00	0.00	0.00	0.00	
SUBTOTAL		0.00	0.00	0.00	0.00	0.00	0.00	10,356,168.65	
<u>Nonoperating</u>									
Suspense Clearing	9910							0.00	
TOTAL BALANCE SHEET ITEMS		890,546.63	0.00	0.00	0.00	6,350,136.55	0.00	6,918,475.52	
E. NET INCREASE/DECREASE (B - C + D)		542,759.99	(174,878.75)	2,218,828.90	3,020,433.44	6,090,811.87	0.00	1,464,425.37	(5,454,050.14)
F. ENDING CASH (A + E)		56,347,065.64	56,172,186.89	58,391,015.79	61,411,449.23				
G. ENDING CASH, PLUS CASH ACCRUALS AND ADJUSTMENTS								67,502,261.10	



Description	Object Codes	Projected Year Totals (Form 011) (A)	% Change (Cols. C-A/A) (B)	2025-26 Projection (C)	% Change (Cols. E-C/C) (D)	2026-27 Projection (E)
(Enter projections for subsequent years 1 and 2 in Columns C and E; current year - Column A - is extracted)						
<b>A. REVENUES AND OTHER FINANCING SOURCES</b>						
1. LCFF/Revenue Limit Sources	8010-8099	100,231,913.00	(4.28%)	95,941,693.00	(.52%)	95,441,939.00
2. Federal Revenues	8100-8299	0.00	0.00%	0.00	0.00%	0.00
3. Other State Revenues	8300-8599	1,469,935.00	0.00%	1,469,935.00	0.00%	1,469,935.00
4. Other Local Revenues	8600-8799	2,399,307.00	(70.52%)	707,290.00	0.00%	707,290.00
5. Other Financing Sources						
a. Transfers In	8900-8929	0.00	0.00%		0.00%	
b. Other Sources	8930-8979	0.00	0.00%		0.00%	
c. Contributions	8980-8999	(21,187,856.00)	(5.92%)	(19,933,879.26)	4.42%	(20,815,777.74)
6. Total (Sum lines A1 thru A5c)		82,913,299.00	(5.70%)	78,185,038.74	(1.77%)	76,803,386.26
<b>B. EXPENDITURES AND OTHER FINANCING USES</b>						
1. Certificated Salaries						
a. Base Salaries				38,305,280.90		39,167,531.11
b. Step & Column Adjustment				574,579.21		587,512.97
c. Cost-of-Living Adjustment						
d. Other Adjustments				287,671.00		
e. Total Certificated Salaries (Sum lines B1a thru B1d)	1000-1999	38,305,280.90	2.25%	39,167,531.11	1.50%	39,755,044.08
2. Classified Salaries						
a. Base Salaries				13,132,679.09		13,329,669.28
b. Step & Column Adjustment				196,990.19		199,945.04
c. Cost-of-Living Adjustment						
d. Other Adjustments						
e. Total Classified Salaries (Sum lines B2a thru B2d)	2000-2999	13,132,679.09	1.50%	13,329,669.28	1.50%	13,529,614.32
3. Employee Benefits	3000-3999	19,685,494.00	.82%	19,847,308.18	.27%	19,901,426.64
4. Books and Supplies	4000-4999	3,989,555.31	(75.20%)	989,555.31	0.00%	989,555.31
5. Services and Other Operating Expenditures	5000-5999	13,486,506.00	(22.24%)	10,486,506.00	0.00%	10,486,506.00
6. Capital Outlay	6000-6999	454,349.69	0.00%	454,349.69	0.00%	454,349.69
7. Other Outgo (excluding Transfers of Indirect Costs)	7100-7299, 7400-7499	1,110,433.00	0.00%	1,110,433.00	0.00%	1,110,433.00
8. Other Outgo - Transfers of Indirect Costs	7300-7399	(841,875.00)	(.80%)	(835,175.00)	0.00%	(835,175.00)
9. Other Financing Uses						
a. Transfers Out	7600-7629	1,000,000.00	0.00%	1,000,000.00	0.00%	1,000,000.00
b. Other Uses	7630-7699	0.00	0.00%		0.00%	
10. Other Adjustments (Explain in Section F below)						
11. Total (Sum lines B1 thru B10)		90,322,422.99	(5.28%)	85,550,177.57	.98%	86,391,754.04
<b>C. NET INCREASE (DECREASE) IN FUND BALANCE</b>						
(Line A6 minus line B11)						
		(7,409,123.99)		(7,365,138.83)		(9,588,367.78)
<b>D. FUND BALANCE</b>						
1. Net Beginning Fund Balance (Form 011, line F1e)		35,994,906.08		28,585,782.09		21,220,643.26
2. Ending Fund Balance (Sum lines C and D1)		28,585,782.09		21,220,643.26		11,632,275.48
3. Components of Ending Fund Balance (Form 011)						
a. Nonspendable	9710-9719	25,000.00		25,000.00		25,000.00
b. Restricted	9740					
c. Committed						
1. Stabilization Arrangements	9750	0.00				
2. Other Commitments	9760	23,764,164.09		17,036,364.26		7,422,275.48
d. Assigned	9780	0.00				
e. Unassigned/Unappropriated						

Description	Object Codes	Projected Year Totals (Form 011) (A)	% Change (Cols. C-A/A) (B)	2025-26 Projection (C)	% Change (Cols. E-C/C) (D)	2026-27 Projection (E)
1. Reserve for Economic Uncertainties	9789	4,796,618.00		4,159,279.00		4,185,000.00
2. Unassigned/Unappropriated	9790	0.00		0.00		0.00
f. Total Components of Ending Fund Balance (Line D3f must agree with line D2)		28,585,782.09		21,220,643.26		11,632,275.48
<b>E. AVAILABLE RESERVES</b>						
1. General Fund						
a. Stabilization Arrangements	9750	0.00		0.00		0.00
b. Reserve for Economic Uncertainties	9789	4,796,618.00		4,159,279.00		4,185,000.00
c. Unassigned/Unappropriated	9790	0.00		0.00		0.00
(Enter other reserve projections in Columns C and E for subsequent years 1 and 2; current year - Column A - is extracted)						
2. Special Reserve Fund - Noncapital Outlay (Fund 17)						
a. Stabilization Arrangements	9750	0.00				
b. Reserve for Economic Uncertainties	9789	0.00				
c. Unassigned/Unappropriated	9790	0.00				
3. Total Available Reserves (Sum lines E1a thru E2c)		4,796,618.00		4,159,279.00		4,185,000.00
<b>F. ASSUMPTIONS</b>						
Please provide below or on a separate attachment, the assumptions used to determine the projections for the first and second subsequent fiscal years. Further, please include an explanation for any significant expenditure adjustments projected in lines B1d, B2d, and B10. For additional information, please refer to the Budget Assumptions section of the SACS Financial Reporting Software User Guide.						
7339, 7412, 7413 resources are currently funding certificated staff. When these resources expire, the district may continue their services.						

Description	Object Codes	Projected Year Totals (Form 011) (A)	% Change (Cols. C-A/A) (B)	2025-26 Projection (C)	% Change (Cols. E-C/C) (D)	2026-27 Projection (E)
(Enter projections for subsequent years 1 and 2 in Columns C and E; current year - Column A - is extracted)						
<b>A. REVENUES AND OTHER FINANCING SOURCES</b>						
1. LCFF/Revenue Limit Sources	8010-8099	0.00	0.00%		0.00%	
2. Federal Revenues	8100-8299	17,701,616.00	(48.50%)	9,116,306.00	0.00%	9,116,306.00
3. Other State Revenues	8300-8599	22,122,579.00	(16.37%)	18,500,807.00	0.00%	18,500,807.00
4. Other Local Revenues	8600-8799	7,452,534.00	0.00%	7,452,534.11	0.00%	7,452,534.11
5. Other Financing Sources						
a. Transfers In	8900-8929	0.00	0.00%		0.00%	
b. Other Sources	8930-8979	0.00	0.00%		0.00%	
c. Contributions	8980-8999	21,187,856.00	(5.92%)	19,933,879.26	4.42%	20,815,777.74
6. Total (Sum lines A1 thru A5c)		68,464,585.00	(19.66%)	55,003,526.37	1.60%	55,885,424.85
<b>B. EXPENDITURES AND OTHER FINANCING USES</b>						
1. Certificated Salaries						
a. Base Salaries				14,953,791.00		14,636,619.87
b. Step & Column Adjustment				224,306.87		219,542.30
c. Cost-of-Living Adjustment						
d. Other Adjustments				(541,478.00)		1.00
e. Total Certificated Salaries (Sum lines B1a thru B1d)	1000-1999	14,953,791.00	(2.12%)	14,636,619.87	1.50%	14,856,163.17
2. Classified Salaries						
a. Base Salaries				7,158,221.29		6,903,593.61
b. Step & Column Adjustment				107,373.32		103,553.90
c. Cost-of-Living Adjustment						
d. Other Adjustments				(362,001.00)		
e. Total Classified Salaries (Sum lines B2a thru B2d)	2000-2999	7,158,221.29	(3.56%)	6,903,593.61	1.50%	7,007,147.51
3. Employee Benefits	3000-3999	12,841,460.00	(3.17%)	12,434,533.76	.23%	12,462,562.35
4. Books and Supplies	4000-4999	7,860,825.28	(55.55%)	3,493,894.44	(9.60%)	3,158,546.28
5. Services and Other Operating Expenditures	5000-5999	18,178,734.00	(17.18%)	15,056,168.00	0.00%	15,056,168.00
6. Capital Outlay	6000-6999	8,013,643.00	(99.80%)	16,181.00	0.00%	16,181.00
7. Other Outgo (excluding Transfers of Indirect Costs)	7100-7299, 7400-7499	85,000.00	0.00%	85,000.00	0.00%	85,000.00
8. Other Outgo - Transfers of Indirect Costs	7300-7399	473,147.00	(1.42%)	466,447.00	0.00%	466,447.00
9. Other Financing Uses						
a. Transfers Out	7600-7629	0.00	0.00%		0.00%	
b. Other Uses	7630-7699	0.00	0.00%		0.00%	
10. Other Adjustments (Explain in Section F below)						
11. Total (Sum lines B1 thru B10)		69,564,821.57	(23.68%)	53,092,437.68	.03%	53,108,215.31
<b>C. NET INCREASE (DECREASE) IN FUND BALANCE</b>						
(Line A6 minus line B11)		(1,100,236.57)		1,911,088.69		2,777,209.54
<b>D. FUND BALANCE</b>						
1. Net Beginning Fund Balance (Form 011, line F1e)		42,024,366.61		40,924,130.04		42,835,218.73
2. Ending Fund Balance (Sum lines C and D1)		40,924,130.04		42,835,218.73		45,612,428.27
3. Components of Ending Fund Balance (Form 011)						
a. Nonspendable	9710-9719	0.00				
b. Restricted	9740	40,924,130.38		42,835,218.73		45,612,428.27
c. Committed						
1. Stabilization Arrangements	9750					
2. Other Commitments	9760					
d. Assigned	9780					
e. Unassigned/Unappropriated						
1. Reserve for Economic Uncertainties	9789					

Description	Object Codes	Projected Year Totals (Form 011) (A)	% Change (Cols. C-A/A) (B)	2025-26 Projection (C)	% Change (Cols. E-C/C) (D)	2026-27 Projection (E)
2. Unassigned/Unappropriated	9790	(.34)		0.00		0.00
f. Total Components of Ending Fund Balance (Line D3f must agree with line D2)		40,924,130.04		42,835,218.73		45,612,428.27
<b>E. AVAILABLE RESERVES</b>						
1. General Fund )						
a. Stabilization Arrangements	9750					
b. Reserve for Economic Uncertainties	9789					
c. Unassigned/Unappropriated Amount	9790					
(Enter current year reserve projections in Column A, and other reserve projections in Columns C and E for subsequent years 1 and 2)						
2. Special Reserve Fund - Noncapital Outlay (Fund 17)						
a. Stabilization Arrangements	9750					
b. Reserve for Economic Uncertainties	9789					
c. Unassigned/Unappropriated	9790					
3. Total Available Reserves (Sum lines E1a thru E2c)						
<b>F. ASSUMPTIONS</b>						
Please provide below or on a separate attachment, the assumptions used to determine the projections for the first and second subsequent fiscal years. Further, please include an explanation for any significant expenditure adjustments projected in lines B1d, B2d, and B10. For additional information, please refer to the Budget Assumptions section of the SACS Financial Reporting Software User Guide.						
3214, 7032, 7425, 7426, 7810, 7339, 7412, 7413 resources are currently funding staff. When these resources expire, the district may or may not continue their services.						

Description	Object Codes	Projected Year Totals (Form 011) (A)	% Change (Cols. C-A/A) (B)	2025-26 Projection (C)	% Change (Cols. E-C/C) (D)	2026-27 Projection (E)
(Enter projections for subsequent years 1 and 2 in Columns C and E; current year - Column A - is extracted)						
<b>A. REVENUES AND OTHER FINANCING SOURCES</b>						
1. LCFF/Revenue Limit Sources	8010-8099	100,231,913.00	(4.28%)	95,941,693.00	(.52%)	95,441,939.00
2. Federal Revenues	8100-8299	17,701,616.00	(48.50%)	9,116,306.00	0.00%	9,116,306.00
3. Other State Revenues	8300-8599	23,592,514.00	(15.35%)	19,970,742.00	0.00%	19,970,742.00
4. Other Local Revenues	8600-8799	9,851,841.00	(17.17%)	8,159,824.11	0.00%	8,159,824.11
5. Other Financing Sources						
a. Transfers In	8900-8929	0.00	0.00%	0.00	0.00%	0.00
b. Other Sources	8930-8979	0.00	0.00%	0.00	0.00%	0.00
c. Contributions	8980-8999	0.00	0.00%	0.00	0.00%	0.00
6. Total (Sum lines A1 thru A5c)		151,377,884.00	(12.02%)	133,188,565.11	(.38%)	132,688,811.11
<b>B. EXPENDITURES AND OTHER FINANCING USES</b>						
1. Certificated Salaries						
a. Base Salaries				53,259,071.90		53,804,150.98
b. Step & Column Adjustment				798,886.08		807,055.27
c. Cost-of-Living Adjustment				0.00		0.00
d. Other Adjustments				(253,807.00)		1.00
e. Total Certificated Salaries (Sum lines B1a thru B1d)	1000-1999	53,259,071.90	1.02%	53,804,150.98	1.50%	54,611,207.25
2. Classified Salaries						
a. Base Salaries				20,290,900.38		20,233,262.89
b. Step & Column Adjustment				304,363.51		303,498.94
c. Cost-of-Living Adjustment				0.00		0.00
d. Other Adjustments				(362,001.00)		0.00
e. Total Classified Salaries (Sum lines B2a thru B2d)	2000-2999	20,290,900.38	(.28%)	20,233,262.89	1.50%	20,536,761.83
3. Employee Benefits	3000-3999	32,526,954.00	(.75%)	32,281,841.94	.25%	32,363,988.99
4. Books and Supplies	4000-4999	11,850,380.59	(62.17%)	4,483,449.75	(7.48%)	4,148,101.59
5. Services and Other Operating Expenditures	5000-5999	31,665,240.00	(19.34%)	25,542,674.00	0.00%	25,542,674.00
6. Capital Outlay	6000-6999	8,467,992.69	(94.44%)	470,530.69	0.00%	470,530.69
7. Other Outgo (excluding Transfers of Indirect Costs)	7100-7299, 7400-7499	1,195,433.00	0.00%	1,195,433.00	0.00%	1,195,433.00
8. Other Outgo - Transfers of Indirect Costs	7300-7399	(368,728.00)	0.00%	(368,728.00)	0.00%	(368,728.00)
9. Other Financing Uses						
a. Transfers Out	7600-7629	1,000,000.00	0.00%	1,000,000.00	0.00%	1,000,000.00
b. Other Uses	7630-7699	0.00	0.00%	0.00	0.00%	0.00
10. Other Adjustments				0.00		0.00
11. Total (Sum lines B1 thru B10)		159,887,244.56	(13.29%)	138,642,615.25	.62%	139,499,969.35
<b>C. NET INCREASE (DECREASE) IN FUND BALANCE</b>						
(Line A6 minus line B11)		(8,509,360.56)		(5,454,050.14)		(6,811,158.24)
<b>D. FUND BALANCE</b>						
1. Net Beginning Fund Balance (Form 011, line F1e)		78,019,272.69		69,509,912.13		64,055,861.99
2. Ending Fund Balance (Sum lines C and D1)		69,509,912.13		64,055,861.99		57,244,703.75
3. Components of Ending Fund Balance (Form 011)						
a. Nonspendable	9710-9719	25,000.00		25,000.00		25,000.00
b. Restricted	9740	40,924,130.38		42,835,218.73		45,612,428.27
c. Committed						
1. Stabilization Arrangements	9750	0.00		0.00		0.00
2. Other Commitments	9760	23,764,164.09		17,036,364.26		7,422,275.48
d. Assigned	9780	0.00		0.00		0.00
e. Unassigned/Unappropriated						
1. Reserve for Economic Uncertainties	9789	4,796,618.00		4,159,279.00		4,185,000.00



Description	Object Codes	Projected Year Totals (Form 011) (A)	% Change (Cols. C-A/A) (B)	2025-26 Projection (C)	% Change (Cols. E-C/C) (D)	2026-27 Projection (E)
2. Unassigned/Unappropriated	9790	(.34)		0.00		0.00
f. Total Components of Ending Fund Balance (Line D3f must agree with line D2)		69,509,912.13		64,055,861.99		57,244,703.75
<b>E. AVAILABLE RESERVES (Unrestricted except as noted)</b>						
<b>1. General Fund</b>						
a. Stabilization Arrangements	9750	0.00		0.00		0.00
b. Reserve for Economic Uncertainties	9789	4,796,618.00		4,159,279.00		4,185,000.00
c. Unassigned/Unappropriated	9790	0.00		0.00		0.00
d. Negative Restricted Ending Balances (Negative resources 2000-9999)	979Z	(.34)		0.00		0.00
<b>2. Special Reserve Fund - Noncapital Outlay (Fund 17)</b>						
a. Stabilization Arrangements	9750	0.00		0.00		0.00
b. Reserve for Economic Uncertainties	9789	0.00		0.00		0.00
c. Unassigned/Unappropriated	9790	0.00		0.00		0.00
3. Total Available Reserves - by Amount (Sum lines E1 thru E2c)		4,796,617.66		4,159,279.00		4,185,000.00
4. Total Available Reserves - by Percent (Line E3 divided by Line F3c)		3.00%		3.00%		3.00%
<b>F. RECOMMENDED RESERVES</b>						
<b>1. Special Education Pass-through Exclusions</b>						
For districts that serve as the administrative unit (AU) of a special education local plan area (SELPA):						
a. Do you choose to exclude from the reserve calculation the pass-through funds distributed to SELPA members?	Yes					
b. If you are the SELPA AU and are excluding special education pass-through funds:						
1. Enter the name(s) of the SELPA(s):						
<hr/>						
<b>2. Special education pass-through funds</b>						
(Column A: Fund 10, resources 3300-3499, 6500-6540 and 6546 objects 7211-7213 and 7221-7223; enter projections for subsequent years 1 and 2 in Columns C and E)						
		0.00				
<b>2. District ADA</b>						
Used to determine the reserve standard percentage level on line F3d (Col. A: Form AI, Estimated P-2 ADA column, Lines A4 and C4; enter projections)						
		5,581.17		5,414.79		5,248.41
<b>3. Calculating the Reserves</b>						
a. Expenditures and Other Financing Uses (Line B11)		159,887,244.56		138,642,615.25		139,499,969.35
b. Plus: Special Education Pass-through Funds (Line F1b2, if Line F1a is No)		0.00		0.00		0.00
c. Total Expenditures and Other Financing Uses (Line F3a plus line F3b)		159,887,244.56		138,642,615.25		139,499,969.35
d. Reserve Standard Percentage Level (Refer to Form 01CSI, Criterion 10 for calculation details)		3%		3%		3%
e. Reserve Standard - By Percent (Line F3c times F3d)		4,796,617.34		4,159,278.46		4,184,999.08
f. Reserve Standard - By Amount (Refer to Form 01CSI, Criterion 10 for calculation details)		0.00		0.00		0.00
g. Reserve Standard (Greater of Line F3e or F3f)		4,796,617.34		4,159,278.46		4,184,999.08
h. Available Reserves (Line E3) Meet Reserve Standard (Line F3g)		YES		YES		YES



Section I - Expenditures	Funds 01, 09, and 62			2024-25 Expenditures
	Goals	Functions	Objects	
A. Total state, federal, and local expenditures (all resources)	All	All	1000-7999	159,887,244.56
B. Less all federal expenditures not allowed for MOE (Resources 3000-5999, except 3385)	All	All	1000-7999	18,080,808.00
C. Less state and local expenditures not allowed for MOE: (All resources, except federal as identified in Line B)				
1. Community Services	All	5000-5999	1000-7999	0.00
2. Capital Outlay	All except 7100-7199	All except 5000-5999	6000-6999 except 6600, 6910	1,908,659.69
3. Debt Service	All	9100	5400-5450, 5800, 7430-7439	0.00
4. Other Transfers Out	All	9200	7200-7299	0.00
5. Interfund Transfers Out	All	9300	7600-7629	1,000,000.00
6. All Other Financing Uses	All	9100	7699	0.00
		9200	7651	
7. Nonagency	7100-7199	All except 5000-5999, 9000-9999	1000-7999	0.00
8. Tuition (Revenue, in lieu of expenditures, to approximate costs of services for which tuition is received)	All	All	8710	602,568.00
9. Supplemental expenditures made as a result of a Presidentially declared disaster	Manually entered. Must not include expenditures in lines B, C1-C8, D1, or D2.			
10. Total state and local expenditures not allowed for MOE calculation (Sum lines C1 through C9)				3,511,227.69
D. Plus additional MOE expenditures:				
1. Expenditures to cover deficits for food services (Funds 13 and 61) (If negative, then zero)	All	All	1000-7143, 7300-7439 minus 8000-8699	889,528.00
2. Expenditures to cover deficits for student body activities	Manually entered. Must not include expenditures in lines A or D1.			
E. Total expenditures subject to MOE (Line A minus lines B and C10, plus lines D1 and D2)				139,184,736.87
<b>Section II - Expenditures Per ADA</b>				<b>2024-25 Annual ADA/Exps. Per ADA</b>
A. Average Daily Attendance (Form AI, Column C, sum of lines A6 and C9)*				5,597.58
B. Expenditures per ADA (Line I.E divided by Line II.A)				24,865.16
<b>Section III - MOE Calculation (For data collection only. Final determination will be done by CDE)</b>			<b>Total</b>	<b>Per ADA</b>
A. Base expenditures (Preloaded expenditures extracted from prior year Unaudited Actuals MOE calculation). (Note: If the prior year MOE was not met, in its final determination, CDE will adjust the prior year base to 90 percent of the preceding prior year amount rather than the actual prior year expenditure amount.)			122,860,433.23	21,011.88
1. Adjustment to base expenditure and expenditure per ADA amounts for LEAs failing prior year MOE calculation (From Section IV)			0.00	0.00
2. Total adjusted base expenditure amounts (Line A plus Line A.1)			122,860,433.23	21,011.88
B. Required effort (Line A.2 times 90%)			110,574,389.91	18,910.69
C. Current year expenditures (Line I.E and Line II.B)			139,184,736.87	24,865.16
D. MOE deficiency amount, if any (Line B minus Line C) (If negative, then zero)			0.00	0.00
E. MOE determination (If one or both of the amounts in line D are zero, the MOE requirement is met; if both amounts are positive, the MOE requirement is not met. If either column in Line A.2 or Line C equals zero, the MOE calculation is incomplete.)			MOE Met	
F. MOE deficiency percentage, if MOE not met; otherwise, zero (Line D divided by Line B) (Funding under ESSA covered programs in FY 2026-27 may be reduced by the lower of the two percentages)			0.00%	0.00%

\*Interim Periods - Annual ADA not available from Form AI. For your convenience, Projected Year Totals Estimated P-2 ADA is extracted. Manual adjustment may be required to reflect estimated Annual ADA.

**SECTION IV - Detail of Adjustments to Base Expenditures (used in Section III, Line A.1)**

Description of Adjustments	Total Expenditures	Expenditures Per ADA
Total adjustments to base expenditures	0.00	0.00

**Part I - General Administrative Share of Plant Services Costs**

California's indirect cost plan allows that the general administrative costs in the indirect cost pool may include that portion of plant services costs (maintenance and operations costs and facilities rents and leases costs) attributable to the general administrative offices. The calculation of the plant services costs attributed to general administration and included in the pool is standardized and automated using the percentage of salaries and benefits relating to general administration as proxy for the percentage of square footage occupied by general administration.

**A. Salaries and Benefits - Other General Administration and Centralized Data Processing**

- 1. Salaries and benefits paid through payroll (Funds 01, 09, and 62, objects 1000-3999 except 3701-3702)  
(Functions 7200-7700, goals 0000 and 9000) 4,211,981.00
- 2. Contracted general administrative positions not paid through payroll
  - a. Enter the costs, if any, of general administrative positions performing services ON SITE but paid through a contract, rather than through payroll, in functions 7200-7700, goals 0000 and 9000, Object 5800. \_\_\_\_\_
  - b. If an amount is entered on Line A2a, provide the title, duties, and approximate FTE of each general administrative position paid through a contract. Retain supporting documentation in case of audit.

**B. Salaries and Benefits - All Other Activities**

- 1. Salaries and benefits paid through payroll (Funds 01, 09, and 62, objects 1000-3999 except 3701-3702)  
(Functions 1000-6999, 7100-7180, & 8100-8400; Functions 7200-7700, all goals except 0000 & 9000) 100,844,945.28

**C. Percentage of Plant Services Costs Attributable to General Administration**

(Line A1 plus Line A2a, divided by Line B1; zero if negative) (See Part III, Lines A5 and A6) 4.18%

**Part II - Adjustments for Employment Separation Costs**

When an employee separates from service, the local educational agency (LEA) may incur costs associated with the separation in addition to the employee's regular salary and benefits for the final pay period. These additional costs can be categorized as "normal" or "abnormal or mass" separation costs.

Normal separation costs include items such as pay for accumulated unused leave or routine severance pay authorized by governing board policy. Normal separation costs are not allowable as direct costs to federal programs, but are allowable as indirect costs. State programs may have similar restrictions. Where federal or state program guidelines required that the LEA charge an employee's normal separation costs to an unrestricted resource rather than to the restricted program in which the employee worked, the LEA may identify and enter these costs on Line A for inclusion in the indirect cost pool.

Abnormal or mass separation costs are those costs resulting from actions taken by an LEA to influence employees to terminate their employment earlier than they normally would have. Abnormal or mass separation costs include retirement incentives such as a Golden Handshake or severance packages negotiated to effect termination. Abnormal or mass separation costs may not be charged to federal programs as either direct costs or indirect costs. Where an LEA paid abnormal or mass separation costs on behalf of positions in general administrative functions included in the indirect cost pool, the LEA must identify and enter these costs on Line B for exclusion from the pool.

**A. Normal Separation Costs (optional)**

Enter any normal separation costs paid on behalf of employees of restricted state or federal programs that were charged to an unrestricted resource (0000-1999) in funds 01, 09, and 62 with functions 1000-6999 or 8100-8400 rather than to the restricted program. These costs will be moved in Part III from base costs to the indirect cost pool. \_\_\_\_\_  
Retain supporting documentation.

**B. Abnormal or Mass Separation Costs (required)**

Enter any abnormal or mass separation costs paid on behalf of general administrative positions charged to unrestricted resources (0000-1999) in funds 01, 09, and 62 with functions 7200-7700. These costs will be moved in Part III from the indirect cost pool to base costs. If none, enter zero. 0.00

**Part III - Indirect Cost Rate Calculation (Funds 01, 09, and 62, unless indicated otherwise)**

**A. Indirect Costs**

- 1. Other General Administration, less portion charged to restricted resources or specific goals  
(Functions 7200-7600, objects 1000-5999, minus Line B9) 7,317,371.00
- 2. Centralized Data Processing, less portion charged to restricted resources or specific goals  
(Function 7700, objects 1000-5999, minus Line B10) 1,069,795.00

3. External Financial Audit - Single Audit (Function 7190, resources 0000-1999, goals 0000 and 9000, objects 5000 - 5999)	35,000.00
4. Staff Relations and Negotiations (Function 7120, resources 0000-1999, goals 0000 and 9000, objects 1000 - 5999)	0.00
5. Plant Maintenance and Operations (portion relating to general administrative offices only) (Functions 8100-8400, objects 1000-5999 except 5100, times Part I, Line C)	747,613.77
6. Facilities Rents and Leases (portion relating to general administrative offices only) (Function 8700, resources 0000-1999, objects 1000-5999 except 5100, times Part I, Line C)	0.00
7. Adjustment for Employment Separation Costs	
a. Plus: Normal Separation Costs (Part II, Line A)	0.00
b. Less: Abnormal or Mass Separation Costs (Part II, Line B)	0.00
8. Total Indirect Costs (Lines A1 through A7a, minus Line A7b)	9,169,779.77
9. Carry-Forward Adjustment (Part IV, Line F)	1,434,627.36
10. Total Adjusted Indirect Costs (Line A8 plus Line A9)	10,604,407.14
<b>B. Base Costs</b>	
1. Instruction (Functions 1000-1999, objects 1000-5999 except 5100)	81,724,240.58
2. Instruction-Related Services (Functions 2000-2999, objects 1000-5999 except 5100)	18,192,134.29
3. Pupil Services (Functions 3000-3999, objects 1000-5999 except 4700 and 5100)	10,195,330.00
4. Ancillary Services (Functions 4000-4999, objects 1000-5999 except 5100)	929,194.00
5. Community Services (Functions 5000-5999, objects 1000-5999 except 5100)	0.00
6. Enterprise (Function 6000, objects 1000-5999 except 4700 and 5100)	0.00
7. Board and Superintendent (Functions 7100-7180, objects 1000-5999, minus Part III, Line A4)	1,638,905.00
8. External Financial Audit - Single Audit and Other (Functions 7190-7191, objects 5000 - 5999, minus Part III, Line A3)	0.00
9. Other General Administration (portion charged to restricted resources or specific goals only) (Functions 7200-7600, resources 2000-9999, objects 1000-5999; Functions 7200-7600, resources 0000-1999, all goals except 0000 and 9000, objects 1000-5999)	39,638.00
10. Centralized Data Processing (portion charged to restricted resources or specific goals only) (Function 7700, resources 2000-9999, objects 1000-5999; Function 7700, resources 0000-1999, all goals except 0000 and 9000, objects 1000-5999)	0.00
11. Plant Maintenance and Operations (all except portion relating to general administrative offices) (Functions 8100-8400, objects 1000-5999 except 5100, minus Part III, Line A5)	17,137,883.23
12. Facilities Rents and Leases (all except portion relating to general administrative offices) (Function 8700, objects 1000-5999 except 5100, minus Part III, Line A6)	0.00
13. Adjustment for Employment Separation Costs	
a. Less: Normal Separation Costs (Part II, Line A)	0.00
b. Plus: Abnormal or Mass Separation Costs (Part II, Line B)	0.00
14. Student Activity (Fund 08, functions 4000-5999, objects 1000-5999 except 5100)	397,780.00
15. Adult Education (Fund 11, functions 1000-6999, 8100-8400, and 8700, objects 1000-5999 except 5100)	2,149,461.00
16. Child Development (Fund 12, functions 1000-6999, 8100-8400 & 8700, objects 1000-5999 except 4700 & 5100)	2,018,662.00
17. Cafeteria (Funds 13 & 61, functions 1000-6999, 8100-8400 & 8700, objects 1000-5999 except 4700 & 5100)	3,598,759.00
18. Foundation (Funds 19 & 57, functions 1000-6999, 8100-8400 & 8700, objects 1000-5999 except 4700 & 5100)	0.00
19. Total Base Costs (Lines B1 through B12 and Lines B13b through B18, minus Line B13a)	138,021,987.10
<b>C. Straight Indirect Cost Percentage Before Carry-Forward Adjustment</b>	
<b>(For information only - not for use when claiming/recovering indirect costs)</b>	
(Line A8 divided by Line B19)	6.64%
<b>D. Preliminary Proposed Indirect Cost Rate</b>	
<b>(For final approved fixed-with-carry-forward rate for use in 2026-27 see www.cde.ca.gov/fg/ac/ic)</b>	
(Line A10 divided by Line B19)	7.68%

**Part IV - Carry-forward Adjustment**

The carry-forward adjustment is an after-the-fact adjustment for the difference between indirect costs recoverable using the indirect cost rate approved for use in a given year, and the actual indirect costs incurred in that year. The carry-forward adjustment eliminates

the need for LEAs to file amended federal reports when their actual indirect costs vary from the estimated indirect costs on which the approved rate was based.

Where the ratio of indirect costs incurred in the current year is less than the estimated ratio of indirect costs on which the approved rate for use in the current year was based, the carry-forward adjustment is limited by using either the approved rate times current year base costs, or the highest rate actually used to recover costs from any program times current year base costs, if the highest rate used was less than the approved rate. Rates used to recover costs from programs are displayed in Exhibit A.

<b>A. Indirect costs incurred in the current year (Part III, Line A8)</b>	9,169,779.77
<b>B. Carry-forward adjustment from prior year(s)</b>	
1. Carry-forward adjustment from the second prior year	(461,393.69)
2. Carry-forward adjustment amount deferred from prior year(s), if any	0.00
<b>C. Carry-forward adjustment for under- or over-recovery in the current year</b>	
1. Under-recovery: Part III, Line A8, plus carry-forward adjustment from prior years, minus (approved indirect cost rate (5.27%) times Part III, Line B19); zero if negative	1,434,627.36
2. Over-recovery: Part III, Line A8, plus carry-forward adjustment from prior years, minus the lesser of (approved indirect cost rate (5.27%) times Part III, Line B19) or (the highest rate used to recover costs from any program (5.27%) times Part III, Line B19); zero if positive	0.00
<b>D. Preliminary carry-forward adjustment (Line C1 or C2)</b>	1,434,627.36
<b>E. Optional allocation of negative carry-forward adjustment over more than one year</b>	
Where a negative carry-forward adjustment causes the proposed approved rate to fall below zero or would reduce the rate at which the LEA could recover indirect costs to such an extent that it would cause the LEA significant fiscal harm, the LEA may request that the carry-forward adjustment be allocated over more than one year. Where allocation of a negative carry-forward adjustment over more than one year does not resolve a negative rate, the CDE will work with the LEA on a case-by-case basis to establish an approved rate.	
Option 1. Preliminary proposed approved rate (Part III, Line D) if entire negative carry-forward adjustment is applied to the current year calculation:	not applicable
Option 2. Preliminary proposed approved rate (Part III, Line D) if one-half of negative carry-forward adjustment is applied to the current year calculation and the remainder is deferred to one or more future years:	not applicable
Option 3. Preliminary proposed approved rate (Part III, Line D) if one-third of negative carry-forward adjustment is applied to the current year calculation and the remainder is deferred to one or more future years:	not applicable
LEA request for Option 1, Option 2, or Option 3	1
<b>F. Carry-forward adjustment used in Part III, Line A9 (Line D minus amount deferred if Option 2 or Option 3 is selected)</b>	1,434,627.36

Approved indirect cost rate: 5.27%  
Highest rate used in any program: 5.27%

Fund	Resource	Eligible Expenditures (Objects 1000-5999 except 4700 & 5100)	Indirect Costs Charged (Objects 7310 and 7350)	Rate Used
01	2600	693,936.00	2,800.00	0.40%
01	3010	4,473,904.00	144,949.00	3.24%
01	3182	331,305.00	17,460.00	5.27%
01	3213	1,434,342.00	1.00	0.00%
01	3550	105,491.00	5,274.00	5.00%
01	4124	38,104.00	1,911.00	5.02%
01	4127	288,363.00	11,000.00	3.81%
01	5634	101,526.00	5,350.00	5.27%
01	5810	145,195.00	7,500.00	5.17%
01	6010	155,976.00	7,855.00	5.04%
01	6053	41,828.00	1,874.00	4.48%
01	6332	2,838,785.00	33,508.00	1.18%
01	6520	97,977.00	5,163.00	5.27%
01	7339	117,744.00	5,149.00	4.37%
01	7412	354,195.00	177.00	0.05%
01	7413	122,944.00	1,218.00	0.99%
01	7422	1,515,004.00	258.00	0.02%
01	7810	338,567.00	6,700.00	1.98%
01	8150	4,131,695.00	215,000.00	5.20%
11	6371	35,603.00	1,877.00	5.27%
11	6391	1,658,243.00	86,995.00	5.25%
12	6105	1,870,948.00	95,327.00	5.10%
13	5310	2,274,785.00	119,529.00	5.25%
13	5320	1,323,974.00	65,000.00	4.91%



Provide methodology and assumptions used to estimate ADA, enrollment, revenues, expenditures, reserves and fund balance, and multiyear commitments (including cost-of-living adjustments).

Deviations from the standards must be explained and may affect the interim certification.

**CRITERIA AND STANDARDS**

**1. CRITERION: Average Daily Attendance**

STANDARD: Projected funded average daily attendance (ADA) for any of the current fiscal year or two subsequent fiscal years has not changed by more than two percent since first interim projections.

District's ADA Standard Percentage Range:

**1A. Calculating the District's ADA Variances**

DATA ENTRY: First Interim data that exist will be extracted into the first column, otherwise, enter data for all fiscal years. Second Interim Projected Year Totals data that exist for the current year will be extracted; otherwise, enter data for all fiscal years. Enter district regular ADA and charter school ADA corresponding to financial data reported in the General Fund, only, for all fiscal years.

Estimated Funded ADA

Fiscal Year		First Interim	Second Interim	Percent Change	Status
		Projected Year Totals (Form 01CSI, Item 1A)	Projected Year Totals (Form AI, Lines A4 and C4)		
Current Year (2024-25)	District Regular	6,248.18	6,247.61		
	Charter School	0.00	0.00		
	<b>Total ADA</b>	<b>6,248.18</b>	<b>6,247.61</b>	<b>0.0%</b>	<b>Met</b>
1st Subsequent Year (2025-26)	District Regular	5,859.00	5,829.97		
	Charter School				
	<b>Total ADA</b>	<b>5,859.00</b>	<b>5,829.97</b>	<b>(.5%)</b>	<b>Met</b>
2nd Subsequent Year (2026-27)	District Regular	5,668.00	5,611.11		
	Charter School				
	<b>Total ADA</b>	<b>5,668.00</b>	<b>5,611.11</b>	<b>(1.0%)</b>	<b>Met</b>

**1B. Comparison of District ADA to the Standard**

DATA ENTRY: Enter an explanation if the standard is not met.

1a. STANDARD MET - Funded ADA has not changed since first interim projections by more than two percent in any of the current year or two subsequent fiscal years.

**Explanation:**  
(required if NOT met)

2. **CRITERION: Enrollment**

STANDARD: Projected enrollment for any of the current fiscal year or two subsequent fiscal years has not changed by more than two percent since first interim projections

District's Enrollment Standard Percentage Range:

**2A. Calculating the District's Enrollment Variances**

DATA ENTRY: First Interim data that exist will be extracted; otherwise, enter data into the first column for all fiscal years. Enter data in the second column for all fiscal years. Enter district regular enrollment and charter school enrollment corresponding to financial data reported in the General Fund, only, for all fiscal years.

Fiscal Year	Enrollment		Percent Change	Status
	First Interim (Form 01CSI, Item 2A)	Second Interim CALPADS/Projected		
Current Year (2024-25)				
District Regular	6,131.00	6,038.00		
Charter School				
<b>Total Enrollment</b>	<b>6,131.00</b>	<b>6,038.00</b>	<b>(1.5%)</b>	<b>Met</b>
1st Subsequent Year (2025-26)				
District Regular	5,951.00	5,858.00		
Charter School				
<b>Total Enrollment</b>	<b>5,951.00</b>	<b>5,858.00</b>	<b>(1.6%)</b>	<b>Met</b>
2nd Subsequent Year (2026-27)				
District Regular	5,771.00	5,678.00		
Charter School				
<b>Total Enrollment</b>	<b>5,771.00</b>	<b>5,678.00</b>	<b>(1.6%)</b>	<b>Met</b>

**2B. Comparison of District Enrollment to the Standard**

DATA ENTRY: Enter an explanation if the standard is not met.

1a. STANDARD MET - Enrollment projections have not changed since first interim projections by more than two percent for the current year and two subsequent fiscal years.

**Explanation:**  
(required if NOT met)

3. CRITERION: ADA to Enrollment

STANDARD: Projected second period (P-2) average daily attendance (ADA) to enrollment ratio for any of the current fiscal year or two subsequent fiscal years has not increased from the historical average ratio from the three prior fiscal years by more than one half of one percent (0.5%).

3A. Calculating the District's ADA to Enrollment Standard

DATA ENTRY: Unaudited Actuals data that exist will be extracted into the P-2 ADA column for the First Prior Year; otherwise, enter First Prior Year data. P-2 ADA for the second and third prior years are preloaded. First Interim data that exist will be extracted into the Enrollment column; otherwise, enter Enrollment data for all fiscal years. Data should reflect district regular and charter school ADA/enrollment corresponding to financial data reported in the General Fund, only, for all fiscal years.

Fiscal Year	P-2 ADA	Enrollment	Historical Ratio of ADA to Enrollment
	Unaudited Actuals (Form A, Lines A4 and C4)	CALPADS Actual (Form 01CSI, Item 3A)	
Third Prior Year (2021-22)			
District Regular	6,106	7,084	
Charter School			
<b>Total ADA/Enrollment</b>	<b>6,106</b>	<b>7,084</b>	<b>86.2%</b>
Second Prior Year (2022-23)			
District Regular	6,098	6,690	
Charter School			
<b>Total ADA/Enrollment</b>	<b>6,098</b>	<b>6,690</b>	<b>91.2%</b>
First Prior Year (2023-24)			
District Regular	5,844	6,311	
Charter School	0		
<b>Total ADA/Enrollment</b>	<b>5,844</b>	<b>6,311</b>	<b>92.6%</b>
Historical Average Ratio:			90.0%
<b>District's ADA to Enrollment Standard (historical average ratio plus 0.5%):</b>			<b>90.5%</b>

3B. Calculating the District's Projected Ratio of ADA to Enrollment

DATA ENTRY: Estimated P-2 ADA will be extracted into the first column for the Current Year; enter data in the first column for the subsequent fiscal years. Data should reflect district regular and charter school ADA/enrollment corresponding to financial data reported in the General Fund, only, for all fiscal years. All other data are extracted.

Fiscal Year	Estimated P-2 ADA	Enrollment	Ratio of ADA to Enrollment	Status
	(Form AI, Lines A4 and C4)	CALPADS/Projected (Criterion 2, Item 2A)		
Current Year (2024-25)				
District Regular	5,581	6,038		
Charter School	0			
<b>Total ADA/Enrollment</b>	<b>5,581</b>	<b>6,038</b>	<b>92.4%</b>	<b>Not Met</b>
1st Subsequent Year (2025-26)				
District Regular	5,415	5,858		
Charter School				
<b>Total ADA/Enrollment</b>	<b>5,415</b>	<b>5,858</b>	<b>92.4%</b>	<b>Not Met</b>
2nd Subsequent Year (2026-27)				
District Regular	5,248	5,678		
Charter School				
<b>Total ADA/Enrollment</b>	<b>5,248</b>	<b>5,678</b>	<b>92.4%</b>	<b>Not Met</b>

3C. Comparison of District ADA to Enrollment Ratio to the Standard

DATA ENTRY: Enter an explanation if the standard is not met.

- 1a. STANDARD NOT MET - Projected P-2 ADA to enrollment ratio exceeds the standard in any of the current year or two subsequent fiscal years. Provide reasons why the projected ratio exceeds the district's historical average ratio by more than 0.5%.

**Explanation:**  
(required if NOT met)

The district achieved a 92.43% ADA ratio in 23-24 and expects that ratio to maintain and/or improve by P2 2024-25, which should set the new standard for attendance for future years.



4. CRITERION: LCFF Revenue

STANDARD: Projected LCFF revenue for any of the current fiscal year or two subsequent fiscal years has not changed by more than two percent since first interim projections.

District's LCFF Revenue Standard Percentage Range:

4A. Calculating the District's Projected Change in LCFF Revenue

DATA ENTRY: First Interim data that exist will be extracted; otherwise, enter data into the first column. In the Second Interim column, Current Year data are extracted; enter data for the two subsequent years.

Fiscal Year	LCFF Revenue (Fund 01, Objects 8011, 8012, 8020-8089)		Percent Change	Status
	First Interim (Form 01CSI, Item 4A)	Second Interim Projected Year Totals		
	Current Year (2024-25)	100,151,377.00		
1st Subsequent Year (2025-26)	96,957,436.00	95,941,693.00	(1.0%)	Met
2nd Subsequent Year (2026-27)	96,708,144.00	95,441,939.00	(1.3%)	Met

4B. Comparison of District LCFF Revenue to the Standard

DATA ENTRY: Enter an explanation if the standard is not met.

1a. STANDARD MET - LCFF revenue has not changed since first interim projections by more than two percent for the current year and two subsequent fiscal years.

Explanation:  
(required if NOT met)

5. CRITERION: Salaries and Benefits

STANDARD: Projected ratio of total unrestricted salaries and benefits to total unrestricted general fund expenditures for any of the current fiscal year or two subsequent fiscal years has not changed from the historical average ratio from the three prior fiscal years by more than the greater of three percent or the district's required reserves percentage.

5A. Calculating the District's Historical Average Ratio of Unrestricted Salaries and Benefits to Total Unrestricted General Fund Expenditures

DATA ENTRY: Unaudited Actuals data that exist for the First Prior Year will be extracted; otherwise, enter data for the First Prior Year. Unaudited Actuals data for the second and third prior years are preloaded.

Fiscal Year	Unaudited Actuals - Unrestricted (Resources 0000-1999)		Ratio of Unrestricted Salaries and Benefits to Total Unrestricted Expenditures
	Salaries and Benefits (Form 01, Objects 1000- 3999)	Total Expenditures (Form 01, Objects 1000- 7499)	
	Third Prior Year (2021-22)	63,378,308.17	
Second Prior Year (2022-23)	68,627,513.90	86,179,631.75	79.6%
First Prior Year (2023-24)	67,301,120.98	83,622,960.51	80.5%
	Historical Average Ratio:		80.7%

	Current Year (2024-25)	1st Subsequent Year (2025-26)	2nd Subsequent Year (2026-27)
District's Reserve Standard Percentage (Criterion 10B, Line 4)	3%	3%	3%
District's Salaries and Benefits Standard (historical average ratio, plus/minus the greater of 3% or the district's reserve standard percentage):	77.7% to 83.7%	77.7% to 83.7%	77.7% to 83.7%

5B. Calculating the District's Projected Ratio of Unrestricted Salaries and Benefits to Total Unrestricted General Fund Expenditures

DATA ENTRY: If Form MYPI exists, Projected Year Totals data for the two subsequent years will be extracted; if not, enter Projected Year Totals data. Projected Year Totals data for Current Year are extracted.

Fiscal Year	Projected Year Totals - Unrestricted (Resources 0000-1999)		Ratio of Unrestricted Salaries and Benefits to Total Unrestricted Expenditures	Status
	Salaries and Benefits (Form 011, Objects 1000- 3999)	Total Expenditures (Form 011, Objects 1000- 7499)		
	Current Year (2024-25)	71,123,453.99		
1st Subsequent Year (2025-26)	72,344,508.57	84,550,177.57	85.6%	Not Met
2nd Subsequent Year (2026-27)	73,186,085.04	85,391,754.04	85.7%	Not Met

5C. Comparison of District Salaries and Benefits Ratio to the Standard

DATA ENTRY: Enter an explanation if the standard is not met.

- 1a. STANDARD NOT MET - Projected ratio of unrestricted salary and benefit costs to total unrestricted expenditures has changed by more than the standard in any of the current year or two subsequent fiscal years. Provide reasons why the change(s) exceed the standard and a description of the methods and assumptions used in projecting salaries and benefits.

**Explanation:**  
(required if NOT met)

The district is adapting to the loss of one-time funds and the loss of hold harmless ADA. It is moderating its investments in compensation and vendor contracts to accommodate these losses.

6. CRITERION: Other Revenues and Expenditures

STANDARD: Projected operating revenues (including federal, other state and other local) or expenditures (including books and supplies, and services and other operating), for any of the current fiscal year or two subsequent fiscal years, have not changed by more than five percent since first interim projections. Changes that exceed five percent in any major object category must be explained.

District's Other Revenues and Expenditures Standard Percentage Range:	-5.0% to +5.0%
District's Other Revenues and Expenditures Explanation Percentage Range:	-5.0% to +5.0%

6A. Calculating the District's Change by Major Object Category and Comparison to the Explanation Percentage Range

DATA ENTRY: First Interim data that exist will be extracted; otherwise, enter data into the first column. Second Interim data for the Current Year are extracted. If Second Interim Form MYPI exists, data for the two subsequent years will be extracted; if not, enter data for the two subsequent years into the second column. Explanations must be entered for each category if the percent change for any year exceeds the district's explanation percentage range.

Object Range / Fiscal Year	First Interim	Second Interim	Percent Change	Change Is Outside Explanation Range
	Projected Year Totals (Form 01CSI, Item 6A)	Projected Year Totals (Fund 01) (Form MYPI)		

Federal Revenue (Fund 01, Objects 8100-8299) (Form MYPI, Line A2)

Current Year (2024-25)	17,408,368.00	17,701,616.00	1.7%	No
1st Subsequent Year (2025-26)	8,823,058.00	9,116,306.00	3.3%	No
2nd Subsequent Year (2026-27)	8,823,058.00	9,116,306.00	3.3%	No

Explanation:  
(required if Yes)

Other State Revenue (Fund 01, Objects 8300-8599) (Form MYPI, Line A3)

Current Year (2024-25)	23,594,345.00	23,592,514.00	0.0%	No
1st Subsequent Year (2025-26)	19,967,573.00	19,970,742.00	0.0%	No
2nd Subsequent Year (2026-27)	19,967,573.00	19,970,742.00	0.0%	No

Explanation:  
(required if Yes)

Other Local Revenue (Fund 01, Objects 8600-8799) (Form MYPI, Line A4)

Current Year (2024-25)	6,720,322.69	9,851,841.00	46.6%	Yes
1st Subsequent Year (2025-26)	6,124,460.18	8,159,824.11	33.2%	Yes
2nd Subsequent Year (2026-27)	6,124,460.18	8,159,824.11	33.2%	Yes

Explanation:  
(required if Yes)

Interest income and Medi Cal BOP payments for first and second quarter exceeded expectations and have been adjusted to actuals. Donations and other miscellaneous cash that has been deposited since November 2024 has been updated as well.

Books and Supplies (Fund 01, Objects 4000-4999) (Form MYPI, Line B4)

Current Year (2024-25)	12,653,904.57	11,850,380.59	-6.4%	Yes
1st Subsequent Year (2025-26)	5,287,360.73	4,483,449.75	-15.2%	Yes
2nd Subsequent Year (2026-27)	4,952,012.57	4,148,101.59	-16.2%	Yes

Explanation:  
(required if Yes)

Books and supplies have been adjusted for spending patterns. Many site and department budgets are spending more on repairs than supplies. The district also adjusted its budgets from projected spending to more closely budget to actuals and encumbrances as of January 2025.

Services and Other Operating Expenditures (Fund 01, Objects 5000-5999) (Form MYPI, Line B5)

Current Year (2024-25)	33,162,111.74	31,665,240.00	-4.5%	No
1st Subsequent Year (2025-26)	27,220,372.40	25,542,674.00	-6.2%	Yes
2nd Subsequent Year (2026-27)	27,189,503.74	25,542,674.00	-6.1%	Yes

Explanation:  
(required if Yes)

The district has decreased budgets in contracted services to more closely adapt to spending patterns in vendor contracts.

**6B. Calculating the District's Change in Total Operating Revenues and Expenditures**

DATA ENTRY: All data are extracted or calculated.

Object Range / Fiscal Year	First Interim Projected Year Totals	Second Interim Projected Year Totals	Percent Change	Status
<b>Total Federal, Other State, and Other Local Revenue (Section 6A)</b>				
Current Year (2024-25)	47,723,035.69	51,145,971.00	7.2%	Not Met
1st Subsequent Year (2025-26)	34,915,091.18	37,246,872.11	6.7%	Not Met
2nd Subsequent Year (2026-27)	34,915,091.18	37,246,872.11	6.7%	Not Met
<b>Total Books and Supplies, and Services and Other Operating Expenditures (Section 6A)</b>				
Current Year (2024-25)	45,816,016.31	43,515,620.59	-5.0%	Not Met
1st Subsequent Year (2025-26)	32,507,733.13	30,026,123.75	-7.6%	Not Met
2nd Subsequent Year (2026-27)	32,141,516.31	29,690,775.59	-7.6%	Not Met

**6C. Comparison of District Total Operating Revenues and Expenditures to the Standard Percentage Range**

DATA ENTRY: Explanations are linked from Section 6A if the status in Section 6B is Not Met; no entry is allowed below.

- 1a. STANDARD NOT MET - One or more projected operating revenue have changed since first interim projections by more than the standard in one or more of the current year or two subsequent fiscal years. Reasons for the projected change, descriptions of the methods and assumptions used in the projections, and what changes, if any, will be made to bring the projected operating revenues within the standard must be entered in Section 6A above and will also display in the explanation box below.

**Explanation:**

Federal Revenue  
(linked from 6A  
if NOT met)

**Explanation:**

Other State Revenue  
(linked from 6A  
if NOT met)

**Explanation:**

Other Local Revenue  
(linked from 6A  
if NOT met)

Interest income and Medi Cal BOP payments for first and second quarter exceeded expectations and have been adjusted to actuals. Donations and other miscellaneous cash that has been deposited since November 2024 has been updated as well.

- 1b. STANDARD NOT MET - One or more total operating expenditures have changed since first interim projections by more than the standard in one or more of the current year or two subsequent fiscal years. Reasons for the projected change, descriptions of the methods and assumptions used in the projections, and what changes, if any, will be made to bring the projected operating revenues within the standard must be entered in Section 6A above and will also display in the explanation box below.

**Explanation:**

Books and Supplies  
(linked from 6A  
if NOT met)

Books and supplies have been adjusted for spending patterns. Many site and department budgets are spending more on repairs than supplies. The district also adjusted its budgets from projected spending to more closely budget to actuals and encumbrances as of January 2025.

**Explanation:**

Services and Other Exps  
(linked from 6A  
if NOT met)

The district has decreased budgets in contracted services to more closely adapt to spending patterns in vendor contracts.



7. CRITERION: Facilities Maintenance

STANDARD: Identify changes that have occurred since first interim projections in the projected contributions for facilities maintenance funding as required pursuant to Education Code Section 17070.75, or in how the district is providing adequately to preserve the functionality of its facilities for their normal life in accordance with Education Code sections 52060(d)(1) and 17002(d)(1).

**Determining the District's Compliance with the Contribution Requirement for EC Section 17070.75 - Ongoing and Major Maintenance/Restricted Maintenance Account (OMMA/RMA)**

**NOTE:** EC Section 17070.75 requires the district to deposit into the account a minimum amount equal to or greater than three percent of the total general fund expenditures and other financing uses for that fiscal year. Statute exclude the following resource codes from the total general fund expenditures calculation: 3212, 3213, 3214, 3216, 3218, 3219, 3225, 3226, 3227, 3228, 5316, 5632, 5633, 5634, 7027, and 7690.

DATA ENTRY: Enter the Required Minimum Contribution if First Interim data does not exist. First Interim data that exist will be extracted; otherwise, enter First Interim data into lines 1, if applicable, and 2. All other data are extracted.

	Required Minimum Contribution	Second Interim Contribution	Status
		Projected Year Totals (Fund 01, Resource 8150, Objects 8900-8999)	
1. OMMA/RMA Contribution	4,336,515.40	4,400,000.00	Met
2. First Interim Contribution (information only) (Form 01CSI, First Interim, Criterion 7, Line 1)		4,340,000.00	

If status is not met, enter an X in the box that best describes why the minimum required contribution was not made:

<input type="checkbox"/>	Not applicable (district does not participate in the Leroy F. Greene School Facilities Act of 1998)
<input type="checkbox"/>	Exempt (due to district's small size [EC Section 17070.75 (b)(2)(E)])
<input type="checkbox"/>	Other (explanation must be provided)

**Explanation:**  
(required if NOT met  
and Other is marked)

8. CRITERION: Deficit Spending

STANDARD: Unrestricted deficit spending (total unrestricted expenditures and other financing uses is greater than total unrestricted revenues and other financing sources) as a percentage of total unrestricted expenditures and other financing uses, has not exceeded one-third of the district's available reserves<sup>1</sup> as a percentage of total expenditures and other financing uses<sup>2</sup> in any of the current fiscal year or two subsequent fiscal years.

<sup>1</sup>Available reserves are the unrestricted amounts in the Stabilization Arrangements, Reserve for Economic Uncertainties, and Unassigned/Unappropriated accounts in the General Fund and the Special Reserve Fund for Other Than Capital Outlay Projects. Available reserves will be reduced by any negative ending balances in restricted resources in the General Fund.

<sup>2</sup>A school district that is the Administrative Unit of a Special Education Local Plan Area (SELPA) may exclude from its expenditures the distribution of funds to its participating members.

8A. Calculating the District's Deficit Spending Standard Percentage Levels

DATA ENTRY: All data are extracted or calculated.

	Current Year (2024-25)	1st Subsequent Year (2025-26)	2nd Subsequent Year (2026-27)
District's Available Reserve Percentages (Criterion 10C, Line 9)	3.0%	3.0%	3.0%
<b>District's Deficit Spending Standard Percentage Levels (one-third of available reserve percentage):</b>	<b>1.0%</b>	<b>1.0%</b>	<b>1.0%</b>

8B. Calculating the District's Deficit Spending Percentages

DATA ENTRY: Current Year data are extracted. If Form MYPI exists, data for the two subsequent years will be extracted; if not, enter data for the two subsequent years into the first and second columns.

Fiscal Year	Projected Year Totals			Status
	Net Change in	Total Unrestricted	Deficit Spending Level	
	Unrestricted Fund Balance	Expenditures		
	(Form 011, Section E)	and Other Financing Uses (Form 011, Objects 1000-7999)	(If Net Change in Unrestricted Fund Balance is negative, else N/A)	
	(Form MYPI, Line C)	(Form MYPI, Line B11)		
Current Year (2024-25)	(7,409,123.99)	90,322,422.99	8.2%	Not Met
1st Subsequent Year (2025-26)	(7,365,138.83)	85,550,177.57	8.6%	Not Met
2nd Subsequent Year (2026-27)	(9,588,367.78)	86,391,754.04	11.1%	Not Met

8C. Comparison of District Deficit Spending to the Standard

DATA ENTRY: Enter an explanation if the standard is not met.

- 1a. STANDARD NOT MET - Unrestricted deficit spending has exceeded the standard percentage level in any of the current year or two subsequent fiscal years. Provide reasons for the deficit spending, a description of the methods and assumptions used in balancing the unrestricted budget, and what changes will be made to ensure that the budget deficits are eliminated or are balanced within the standard.

**Explanation:**  
(required if NOT met)

The district is adapting to the loss of one-time funds and the loss of hold harmless ADA. It is moderating its investments in compensation and vendor contracts to accommodate these losses.

9. CRITERION: Fund and Cash Balances

A. FUND BALANCE STANDARD: Projected general fund balance will be positive at the end of the current fiscal year and two subsequent fiscal years.

9A-1. Determining if the District's General Fund Ending Balance is Positive

DATA ENTRY: Current Year data are extracted. If Form MYPI exists, data for the two subsequent years will be extracted; if not, enter data for the two subsequent years.

Fiscal Year	Ending Fund Balance General Fund Projected Year Totals (Form 011, Line F2 ) (Form MYPI, Line D2)	Status
Current Year (2024-25)	69,509,912.13	Met
1st Subsequent Year (2025-26)	64,055,861.99	Met
2nd Subsequent Year (2026-27)	57,244,703.75	Met

9A-2. Comparison of the District's Ending Fund Balance to the Standard

DATA ENTRY: Enter an explanation if the standard is not met.

1a. STANDARD MET - Projected general fund ending balance is positive for the current fiscal year and two subsequent fiscal years.

Explanation:  
(required if NOT met)

B. CASH BALANCE STANDARD: Projected general fund cash balance will be positive at the end of the current fiscal year.

9B-1. Determining if the District's Ending Cash Balance is Positive

DATA ENTRY: If Form CASH exists, data will be extracted; if not, data must be entered below.

Fiscal Year	Ending Cash Balance General Fund (Form CASH, Line F, June Column)	Status
Current Year (2024-25)	66,037,835.73	Met

9B-2. Comparison of the District's Ending Cash Balance to the Standard

DATA ENTRY: Enter an explanation if the standard is not met.

1a. STANDARD MET - Projected general fund cash balance will be positive at the end of the current fiscal year.

Explanation:  
(required if NOT met)

10. CRITERION: Reserves

STANDARD: Available reserves<sup>1</sup> for any of the current fiscal year or two subsequent fiscal years are not less than the following percentages or amounts<sup>2</sup> as applied to total expenditures and other financing uses<sup>3</sup>:

DATA ENTRY: Current Year data are extracted. If Form MYPI exists, 1st and 2nd Subsequent Year data will be extracted. If not, enter district regular ADA and charter school ADA corresponding to financial data reported in the General Fund, only, for the two subsequent years.

Percentage Level	District ADA	
5% or \$87,000 (greater of)	0	to 300
4% or \$87,000 (greater of)	301	to 1,000
3%	1,001	to 30,000
2%	30,001	to 250,000
1%	250,001	and over

<sup>1</sup> Available reserves are the unrestricted amounts in the Stabilization Arrangements, Reserve for Economic Uncertainties, and Unassigned/Unappropriated accounts in the General Fund and Special Reserve Fund for Other Than Capital Outlay Projects. Available reserves will be reduced by any negative ending balances in restricted resources in the General Fund.

<sup>2</sup> Dollar amounts to be adjusted annually by the prior year statutory cost-of-living adjustment (Education Code Section 42238), rounded to the nearest thousand.

<sup>3</sup> A school district that is the Administrative Unit (AU) of a Special Education Local Plan Area (SELPA) may exclude from its expenditures the distribution of funds to its participating members.

	Current Year (2024-25)	1st Subsequent Year (2025-26)	2nd Subsequent Year (2026-27)
District Estimated P-2 ADA (Current Year, Form AI, Lines A4 and C4. Subsequent Years, Form MYPI, Line F2, if available.)	5,581	5,415	5,248
<b>District's Reserve Standard Percentage Level:</b>	<b>3%</b>	<b>3%</b>	<b>3%</b>

10A. Calculating the District's Special Education Pass-through Exclusions (only for districts that serve as the AU of a SELPA)

DATA ENTRY: For SELPA AUs, if Form MYPI exists, all data will be extracted including the Yes/No button selection. If not, click the appropriate Yes or No button for item 1. If Yes, enter data for item 2a. If No, enter data for the two subsequent years in item 2b; Current Year data are extracted.

For districts that serve as the AU of a SELPA (Form MYPI, Lines F1a, F1b1, and F1b2):

- Do you choose to exclude from the reserve calculation the pass-through funds distributed to SELPA members?
- If you are the SELPA AU and are excluding special education pass-through funds:
  - Enter the name(s) of the SELPA(s):

Yes

b. Special Education Pass-through Funds  
(Fund 10, resources 3300-3499, 6500-6540 and 6546, objects 7211-7213 and 7221-7223)

Current Year Projected Year Totals (2024-25)	1st Subsequent Year (2025-26)	2nd Subsequent Year (2026-27)
0.00		

10B. Calculating the District's Reserve Standard

DATA ENTRY: If Form MYPI exists, all data will be extracted or calculated. If not, enter data for line 1 for the two subsequent years; Current Year data are extracted.

	Current Year Projected Year Totals (2024-25)	1st Subsequent Year (2025-26)	2nd Subsequent Year (2026-27)
1. Expenditures and Other Financing Uses (Form 011, objects 1000-7999) (Form MYPI, Line B11)	159,887,244.56	138,642,615.25	139,499,969.35
2. Plus: Special Education Pass-through (Criterion 10A, Line 2b, if Criterion 10A, Line 1 is No)			
3. Total Expenditures and Other Financing Uses (Line B1 plus Line B2)	159,887,244.56	138,642,615.25	139,499,969.35

4.	Reserve Standard Percentage Level	3%	3%	3%
5.	Reserve Standard - by Percent (Line B3 times Line B4)	4,796,617.34	4,159,278.46	4,184,999.08
6.	Reserve Standard - by Amount (\$87,000 for districts with 0 to 1,000 ADA, else 0)	0.00	0.00	0.00
7.	<b>District's Reserve Standard</b> <b>(Greater of Line B5 or Line B6)</b>	<b>4,796,617.34</b>	<b>4,159,278.46</b>	<b>4,184,999.08</b>

**10C. Calculating the District's Available Reserve Amount**

DATA ENTRY: All data are extracted from fund data and Form MYPI. If Form MYPI does not exist, enter data for the two subsequent years.

Reserve Amounts (Unrestricted resources 0000-1999 except Line 4)	Current Year		
	Projected Year Totals	1st Subsequent Year	2nd Subsequent Year
	(2024-25)	(2025-26)	(2026-27)
1. General Fund - Stabilization Arrangements (Fund 01, Object 9750) (Form MYPI, Line E1a)	0.00		
2. General Fund - Reserve for Economic Uncertainties (Fund 01, Object 9789) (Form MYPI, Line E1b)	4,796,618.00	4,159,279.00	4,185,000.00
3. General Fund - Unassigned/Unappropriated Amount (Fund 01, Object 9790) (Form MYPI, Line E1c)	0.00	0.00	0.00
4. General Fund - Negative Ending Balances in Restricted Resources (Fund 01, Object 979Z, if negative, for each of resources 2000-9999) (Form MYPI, Line E1d)	(.34)	0.00	0.00
5. Special Reserve Fund - Stabilization Arrangements (Fund 17, Object 9750) (Form MYPI, Line E2a)	0.00		
6. Special Reserve Fund - Reserve for Economic Uncertainties (Fund 17, Object 9789) (Form MYPI, Line E2b)	0.00		
7. Special Reserve Fund - Unassigned/Unappropriated Amount (Fund 17, Object 9790) (Form MYPI, Line E2c)	0.00		
8. District's Available Reserve Amount (Lines C1 thru C7)	4,796,617.66	4,159,279.00	4,185,000.00
9. District's Available Reserve Percentage (Information only) (Line 8 divided by Section 10B, Line 3)	3.00%	3.00%	3.00%
<b>District's Reserve Standard</b> <b>(Section 10B, Line 7):</b>	<b>4,796,617.34</b>	<b>4,159,278.46</b>	<b>4,184,999.08</b>
Status:	Met	Met	Met

**10D. Comparison of District Reserve Amount to the Standard**

DATA ENTRY: Enter an explanation if the standard is not met.

1a. STANDARD MET - Available reserves have met the standard for the current year and two subsequent fiscal years.

**Explanation:**  
(required if NOT met)

---

---

**SUPPLEMENTAL INFORMATION**

---

---

DATA ENTRY: Click the appropriate Yes or No button for items S1 through S4. Enter an explanation for each Yes answer.

**S1. Contingent Liabilities**

1a. Does your district have any known or contingent liabilities (e.g., financial or program audits, litigation, state compliance reviews) that have occurred since first interim projections that may impact the budget?

1b. If Yes, identify the liabilities and how they may impact the budget:

**S2. Use of One-time Revenues for Ongoing Expenditures**

1a. Does your district have ongoing general fund expenditures funded with one-time revenues that have changed since first interim projections by more than five percent?

1b. If Yes, identify the expenditures and explain how the one-time resources will be replaced to continue funding the ongoing expenditures in the following fiscal years:

**S3. Temporary Interfund Borrowings**

1a. Does your district have projected temporary borrowings between funds?  
(Refer to Education Code Section 42603)

1b. If Yes, identify the interfund borrowings:

**S4. Contingent Revenues**

1a. Does your district have projected revenues for the current fiscal year or either of the two subsequent fiscal years contingent on reauthorization by the local government, special legislation, or other definitive act (e.g., parcel taxes, forest reserves)?

1b. If Yes, identify any of these revenues that are dedicated for ongoing expenses and explain how the revenues will be replaced or expenditures reduced:

**S5. Contributions**

Identify projected contributions from unrestricted resources in the general fund to restricted resources in the general fund for the current fiscal year and two subsequent fiscal years. Provide an explanation if contributions have changed by more than \$20,000 and more than five percent since first interim projections.

Identify projected transfers to or from the general fund to cover operating deficits in either the general fund or any other fund for the current fiscal year and two subsequent fiscal years. Provide an explanation if transfers have changed by more than \$20,000 and more than five percent since first interim projections.

Identify capital project cost overruns that have occurred since first interim projections that may impact the general fund budget.

District's Contributions and Transfers Standard: -5.0% to +5.0% or -\$20,000 to +\$20,000

**S5A. Identification of the District's Projected Contributions, Transfers, and Capital Projects that may Impact the General Fund**

DATA ENTRY: First Interim data that exist will be extracted; otherwise, enter data into the first column. For Contributions, the Second Interim's Current Year data will be extracted. Enter Second Interim Contributions for the 1st and 2nd Subsequent Years. For Transfers In and Transfers Out, the Second Interim's Current Year data will be extracted. If Form MYPI exists, the data will be extracted into the Second Interim column for the 1st and 2nd Subsequent Years. If Form MYPI does not exist, enter data for 1st and 2nd Subsequent Years. Click on the appropriate button for Item 1d; all other data will be calculated.

Description / Fiscal Year	First Interim (Form 01CSI, Item S5A)	Second Interim Projected Year Totals	Percent Change	Amount of Change	Status
<b>1a. Contributions, Unrestricted General Fund</b>					
<b>(Fund 01, Resources 0000-1999, Object 8980)</b>					
Current Year (2024-25)	(20,932,245.00)	(21,187,856.00)	1.2%	255,611.00	Met
1st Subsequent Year (2025-26)	(19,676,436.14)	(19,933,879.26)	1.3%	257,443.12	Met
2nd Subsequent Year (2026-27)	(20,555,172.68)	(20,815,777.74)	1.3%	260,605.06	Met
<b>1b. Transfers In, General Fund *</b>					
Current Year (2024-25)	0.00	0.00	0.0%	0.00	Met
1st Subsequent Year (2025-26)	0.00	0.00	0.0%	0.00	Met
2nd Subsequent Year (2026-27)	0.00	0.00	0.0%	0.00	Met
<b>1c. Transfers Out, General Fund *</b>					
Current Year (2024-25)	1,000,000.00	1,000,000.00	0.0%	0.00	Met
1st Subsequent Year (2025-26)	1,000,000.00	1,000,000.00	0.0%	0.00	Met
2nd Subsequent Year (2026-27)	1,000,000.00	1,000,000.00	0.0%	0.00	Met

**1d. Capital Project Cost Overruns**

Have capital project cost overruns occurred since first interim projections that may impact the general fund operational budget?

No

\* Include transfers used to cover operating deficits in either the general fund or any other fund.

**S5B. Status of the District's Projected Contributions, Transfers, and Capital Projects**

DATA ENTRY: Enter an explanation if Not Met for items 1a-1c or if Yes for Item 1d.

1a. MET - Projected contributions have not changed since first interim projections by more than the standard for the current year and two subsequent fiscal years.

**Explanation:**  
(required if NOT met)

1b. MET - Projected transfers in have not changed since first interim projections by more than the standard for the current year and two subsequent fiscal years.

**Explanation:**  
(required if NOT met)

1c. MET - Projected transfers out have not changed since first interim projections by more than the standard for the current year and two subsequent fiscal years.

**Explanation:**  
(required if NOT met)

1d. NO - There have been no capital project cost overruns occurring since first interim projections that may impact the general fund operational budget.

**Project Information:**  
(required if YES)

---

---

---

---

---

---

---



**S6. Long-term Commitments**

Identify all existing and new multiyear commitments<sup>1</sup> and their annual required payment for the current fiscal year and two subsequent fiscal years. Explain how any increase in annual payments will be funded. Also, explain how any decrease to funding sources used to pay long-term commitments will be replaced.

<sup>1</sup> Include multiyear commitments, multiyear debt agreements, and new programs or contracts that result in long-term obligations.

**S6A. Identification of the District's Long-term Commitments**

DATA ENTRY: If First Interim data exist (Form 01CSI, Item S6A), long-term commitment data will be extracted and it will only be necessary to click the appropriate button for Item 1b. Extracted data may be overwritten to update long-term commitment data in Item 2, as applicable. If no First Interim data exist, click the appropriate buttons for items 1a and 1b, and enter all other data, as applicable.

1. a. Does your district have long-term (multiyear) commitments?  
(If No, skip items 1b and 2 and sections S6B and S6C)

b. If Yes to Item 1a, have new long-term (multiyear) commitments been incurred since first interim projections?

2. If Yes to Item 1a, list (or update) all new and existing multiyear commitments and required annual debt service amounts. Do not include long-term commitments for postemployment benefits other than pensions (OPEB); OPEB is disclosed in Item S7A.

Type of Commitment	# of Years Remaining	SACS Fund and Object Codes Used For:		Principal Balance as of July 1, 2024-25
		Funding Sources (Revenues)	Debt Service (Expenditures)	
Capital Leases	15	Fund 25 Developer Fees	Fund 25 Debt Service (74xx objects)	4,083,000
Certificates of Participation				
General Obligation Bonds	25	Fund 51 Bond Interest & Redemption Taxes	Fund 51 Debt Service (74xx objects)	190,146,664
Supp Early Retirement Program	1			
State School Building Loans				
Compensated Absences	Unk	LCFF and other educational sources	Payroll funds 1000-3999 objects	127,093
Other Long-term Commitments (do not include OPEB):				
Claims Liability (2019 tail on workers compensation, dissolved JPA)		Fund 67 Self Insurance	Fund 67 Self Insurance (58xx Objects)	170,359
<b>TOTAL:</b>				<b>194,527,116</b>

Type of Commitment (continued)	Prior Year	Current Year	1st Subsequent Year	2nd Subsequent Year
	(2023-24)	(2024-25)	(2025-26)	(2026-27)
	Annual Payment (P & I)	Annual Payment (P & I)	Annual Payment (P & I)	Annual Payment (P & I)
Capital Leases	326,373	325,480	327,445	329,155
Certificates of Participation				
General Obligation Bonds	9,791,030	9,943,527	10,044,432	10,425,554
Supp Early Retirement Program	591,853	591,853		
State School Building Loans				
Compensated Absences				
Other Long-term Commitments (continued):				
Claims Liability (2019 tail on workers compensation, dissolved JPA)				

Total Annual Payments:	10,709,256	10,860,860	10,371,877	10,754,709
Has total annual payment increased over prior year (2023-24)?		Yes	No	Yes

---

---

**S6B. Comparison of the District's Annual Payments to Prior Year Annual Payment**

---

---

DATA ENTRY: Enter an explanation if Yes.

- 1a. Yes - Annual payments for long-term commitments have increased in one or more of the current or two subsequent fiscal years. Explain how the increase in annual payments will be funded.

**Explanation:**  
(Required if Yes  
to increase in total  
annual payments)

The district GO Bonds are secured by property taxes.

---

---

**S6C. Identification of Decreases to Funding Sources Used to Pay Long-term Commitments**

---

---

DATA ENTRY: Click the appropriate Yes or No button in Item 1; if Yes, an explanation is required in Item 2.

1. Will funding sources used to pay long-term commitments decrease or expire prior to the end of the commitment period, or are they one-time sources?

No

2. No - Funding sources will not decrease or expire prior to the end of the commitment period, and one-time funds are not being used for long-term commitment.

**Explanation:**  
(Required if Yes)

**S7. Unfunded Liabilities**

Identify any changes in estimates for unfunded liabilities since first interim projections, and indicate whether the changes are the result of a new actuarial valuation.

**S7A. Identification of the District's Estimated Unfunded Liability for Postemployment Benefits Other Than Pensions (OPEB)**

DATA ENTRY: Click the appropriate button(s) for items 1a-1c, as applicable. First Interim data that exist (Form 01CSI, Item S7A) will be extracted; otherwise, enter First Interim and Second Interim data in items 2-4.

1 a. Does your district provide postemployment benefits other than pensions (OPEB)? (If No, skip items 1b-4)

Yes

b. If Yes to Item 1a, have there been changes since first interim in OPEB liabilities?

Yes

c. If Yes to Item 1a, have there been changes since first interim in OPEB contributions?

No

	First Interim	
	(Form 01CSI, Item S7A)	Second Interim
2 OPEB Liabilities		
a. Total OPEB liability	17,552,386.00	15,758,019.00
b. OPEB plan(s) fiduciary net position (if applicable)	0.00	0.00
c. Total/Net OPEB liability (Line 2a minus Line 2b)	17,552,386.00	15,758,019.00
d. Is total OPEB liability based on the district's estimate or an actuarial valuation?	Actuarial	Actuarial
e. If based on an actuarial valuation, indicate the measurement date of the OPEB valuation.	Jun 30, 2023	Jun 30, 2024

	First Interim	
	(Form 01CSI, Item S7A)	Second Interim
3 OPEB Contributions		
a. OPEB actuarially determined contribution (ADC) if available, per actuarial valuation or Alternative Measurement Method		
Current Year (2024-25)	0.00	0.00
1st Subsequent Year (2025-26)	0.00	0.00
2nd Subsequent Year (2026-27)	0.00	0.00
b. OPEB amount contributed (for this purpose, include premiums paid to a self-insurance fund) (Funds 01-70, objects 3701-3752)		
Current Year (2024-25)	1,020,000.00	1,020,000.00
1st Subsequent Year (2025-26)	1,020,000.00	1,020,000.00
2nd Subsequent Year (2026-27)	1,020,000.00	1,020,000.00
c. Cost of OPEB benefits (equivalent of "pay-as-you-go" amount)		
Current Year (2024-25)	601,911.00	643,479.00
1st Subsequent Year (2025-26)	601,911.00	643,479.00
2nd Subsequent Year (2026-27)	601,911.00	643,479.00
d. Number of retirees receiving OPEB benefits		
Current Year (2024-25)	69	51
1st Subsequent Year (2025-26)	69	51
2nd Subsequent Year (2026-27)	69	51

4. Comments:

The Plan provides medical and dental insurance benefits to eligible retirees and their spouses. Benefits are provided through a third-party insurer and the full cost of benefits is covered by the Plan. The District's governing board has the authority to establish and amend the

benefit terms as contained within negotiated labor agreements. The benefit payment requirements of the Plan members are established and may be amended by the District, the Azusa Educators Association (AEA), the local California Service Employees Association (CSEA), and the local California State Teachers' Association (CSTA). The benefit payment is based on projected pay-as-you-go financing requirements determined annually through the agreements with the District's AEA, CSEA, and unrepresented groups. For the measurement period of June 30, 2024, the District paid \$1,135,513 in benefits (including implicit rate subsidies).

**S7B. Identification of the District's Unfunded Liability for Self-insurance Programs**

DATA ENTRY: Click the appropriate button(s) for items 1a-1c, as applicable. First Interim data that exist (Form 01CSI, Item S7B) will be extracted; otherwise, enter First Interim and Second Interim data in items 2-4.

- 1 a. Does your district operate any self-insurance programs such as workers' compensation, employee health and welfare, or property and liability? (Do not include OPEB; which is covered in Section S7A) (If No, skip items 1b-4)
- 
- b. If Yes to item 1a, have there been changes since first interim in self-insurance liabilities?
- 
- c. If Yes to item 1a, have there been changes since first interim in self-insurance contributions?
- 

2 Self-Insurance Liabilities	First Interim	
	(Form 01CSI, Item S7B)	Second Interim
a. Accrued liability for self-insurance programs	2,632,442.00	3,847,190.00
b. Unfunded liability for self-insurance programs	0.00	0.00

3 Self-Insurance Contributions	First Interim	
	(Form 01CSI, Item S7B)	Second Interim
a. Required contribution (funding) for self-insurance programs		
Current Year (2024-25)	5,100,000.00	5,181,087.00
1st Subsequent Year (2025-26)	5,100,000.00	5,181,087.00
2nd Subsequent Year (2026-27)	5,100,000.00	5,181,087.00
b. Amount contributed (funded) for self-insurance programs		
Current Year (2024-25)	5,100,000.00	5,181,087.00
1st Subsequent Year (2025-26)	5,100,000.00	5,181,087.00
2nd Subsequent Year (2026-27)	5,100,000.00	5,181,087.00

4 Comments:

**S8. Status of Labor Agreements**

Analyze the status of all employee labor agreements. Identify new labor agreements that have been ratified since first interim projections, as well as new commitments provided as part of previously ratified multiyear agreements; and include all contracts, including all administrator contracts (and including all compensation). For new agreements, indicate the date of the required board meeting. Compare the increase in new commitments to the projected increase in ongoing revenues, and explain how these commitments will be funded in future fiscal years.

**If salary and benefit negotiations are not finalized, upon settlement with certificated or classified staff:**

The school district must determine the cost of the settlement, including salaries, benefits, and any other agreements that change costs, and provide the county office of education (COE) with an analysis of the cost of the settlement and its impact on the operating budget.

The county superintendent shall review the analysis relative to the criteria and standards and may provide written comments to the president of the district governing board and superintendent.

**S8A. Cost Analysis of District's Labor Agreements - Certificated (Non-management) Employees**

DATA ENTRY: Click the appropriate Yes or No button for "Status of Certificated Labor Agreements as of the Previous Reporting Period." There are no extractions in this section.

**Status of Certificated Labor Agreements as of the Previous Reporting Period**

Were all certificated labor negotiations settled as of first interim projections?

No

If Yes, complete number of FTEs, then skip to section S8B.

If No, continue with section S8A.

**Certificated (Non-management) Salary and Benefit Negotiations**

	Prior Year (2nd Interim) (2023-24)	Current Year (2024-25)	1st Subsequent Year (2025-26)	2nd Subsequent Year (2026-27)
Number of certificated (non-management) full-time-equivalent (FTE) positions	408.0	387.8	387.8	387.8

1a. Have any salary and benefit negotiations been settled since first interim projections?

Yes

If Yes, and the corresponding public disclosure documents have been filed with the COE, complete questions 2 and 3.

If Yes, and the corresponding public disclosure documents have not been filed with the COE, complete questions 2-5.

If No, complete questions 6 and 7.

1b. Are any salary and benefit negotiations still unsettled?

No

If Yes, complete questions 6 and 7.

Negotiations Settled Since First Interim

2a. Per Government Code Section 3547.5(a), date of public disclosure board meeting:

Dec 09, 2024

2b. Per Government Code Section 3547.5(b), was the collective bargaining agreement certified by the district superintendent and chief business official?

Yes

If Yes, date of Superintendent and CBO certification:

Dec 09, 2024

3. Per Government Code Section 3547.5(c), was a budget revision adopted to meet the costs of the collective bargaining agreement?

Yes

If Yes, date of budget revision board adoption:

Mar 11, 2025

4. Period covered by the agreement:

Begin Date: Jul 01, 2024

End Date: Jun 30, 2025

5. Salary settlement:

	Current Year (2024-25)	1st Subsequent Year (2025-26)	2nd Subsequent Year (2026-27)
Is the cost of salary settlement included in the interim and multiyear projections (MYPs)?	Yes	Yes	Yes
<b>One Year Agreement</b>			
Total cost of salary settlement	1,366,807		
% change in salary schedule from prior year	0.0%		
or			
<b>Multiyear Agreement</b>			
Total cost of salary settlement			
% change in salary schedule from prior year (may enter text, such as "Reopener")			

Is the cost of salary settlement included in the interim and multiyear projections (MYPs)?

Yes

Yes

Yes

**One Year Agreement**

Total cost of salary settlement

1,366,807

% change in salary schedule from prior year

0.0%

or

**Multiyear Agreement**

Total cost of salary settlement

% change in salary schedule from prior year (may enter text, such as "Reopener")

Identify the source of funding that will be used to support multiyear salary commitments:

The district settled for \$233K increase to H&W and \$900K in non-salary schedule increases. The remaining costs are the associated





Negotiations Not Settled

6. Cost of a one percent increase in salary and statutory benefits

--

Current Year (2024-25)	1st Subsequent Year (2025-26)	2nd Subsequent Year (2026-27)
---------------------------	----------------------------------	----------------------------------

7. Amount included for any tentative salary schedule increases

0	0	0
---	---	---

Current Year (2024-25)	1st Subsequent Year (2025-26)	2nd Subsequent Year (2026-27)
---------------------------	----------------------------------	----------------------------------

**Certificated (Non-management) Health and Welfare (H&W) Benefits**

1. Are costs of H&W benefit changes included in the interim and MYPs?
2. Total cost of H&W benefits
3. Percent of H&W cost paid by employer
4. Percent projected change in H&W cost over prior year

Yes	Yes	Yes
75.0%	75.0%	75.0%
4.5%	0.0%	0.0%

**Certificated (Non-management) Prior Year Settlements Negotiated Since First Interim Projections**

Are any new costs negotiated since first interim projections for prior year settlements included in the interim?

No
----

If Yes, amount of new costs included in the interim and MYPs

--

If Yes, explain the nature of the new costs:

--

Current Year (2024-25)	1st Subsequent Year (2025-26)	2nd Subsequent Year (2026-27)
---------------------------	----------------------------------	----------------------------------

**Certificated (Non-management) Step and Column Adjustments**

1. Are step & column adjustments included in the interim and MYPs?
2. Cost of step & column adjustments
3. Percent change in step & column over prior year

Yes	Yes	Yes
1.5%	1.5%	1.5%

Current Year (2024-25)	1st Subsequent Year (2025-26)	2nd Subsequent Year (2026-27)
---------------------------	----------------------------------	----------------------------------

**Certificated (Non-management) Attrition (layoffs and retirements)**

1. Are savings from attrition included in the interim and MYPs?
2. Are additional H&W benefits for those laid-off or retired employees included in the interim and MYPs?

Yes	Yes	Yes
No	No	No

**Certificated (Non-management) - Other**

List other significant contract changes that have occurred since first interim projections and the cost impact of each change (i.e., class size, hours of employment, leave of absence, bonuses, etc.):

---

---

---

---

---

---

---

---

---

---

**S8B. Cost Analysis of District's Labor Agreements - Classified (Non-management) Employees**

DATA ENTRY: Click the appropriate Yes or No button for "Status of Classified Labor Agreements as of the Previous Reporting Period." There are no extractions in this section.

**Status of Classified Labor Agreements as of the Previous Reporting Period**

Were all classified labor negotiations settled as of first interim projections?

If Yes, complete number of FTEs, then skip to section S8C.

If No, continue with section S8B.

No
----

**Classified (Non-management) Salary and Benefit Negotiations**

	Prior Year (2nd Interim) (2023-24)	Current Year (2024-25)	1st Subsequent Year (2025-26)	2nd Subsequent Year (2026-27)
Number of classified (non-management) FTE positions	297.0	320.2	320.2	320.2

1a. Have any salary and benefit negotiations been settled since first interim projections?

Yes
-----

If Yes, and the corresponding public disclosure documents have been filed with the COE, complete questions 2 and 3.

If Yes, and the corresponding public disclosure documents have not been filed with the COE, complete questions 2-5.

If No, complete questions 6 and 7.

1b. Are any salary and benefit negotiations still unsettled?

No
----

If Yes, complete questions 6 and 7.

Negotiations Settled Since First Interim Projections

2a. Per Government Code Section 3547.5(a), date of public disclosure board meeting:

Dec 09, 2024
--------------

2b. Per Government Code Section 3547.5(b), was the collective bargaining agreement certified by the district superintendent and chief business official?

Yes
-----

If Yes, date of Superintendent and CBO certification:

Dec 09, 2024
--------------

3. Per Government Code Section 3547.5(c), was a budget revision adopted to meet the costs of the collective bargaining agreement?

Yes
-----

If Yes, date of budget revision board adoption:

Mar 11, 2025
--------------

4. Period covered by the agreement:

Begin Date: 

Jul 01, 2024
--------------

End Date: 

Jun 30, 2025
--------------

5. Salary settlement:

	Current Year (2024-25)	1st Subsequent Year (2025-26)	2nd Subsequent Year (2026-27)
--	---------------------------	----------------------------------	----------------------------------

Is the cost of salary settlement included in the interim and multiyear projections (MYPs)?

Yes	Yes	Yes
-----	-----	-----

**One Year Agreement**

Total cost of salary settlement

1,562,240		
-----------	--	--

% change in salary schedule from prior year

0.0%		
------	--	--

or

**Multiyear Agreement**

Total cost of salary settlement

--	--	--

% change in salary schedule from prior year (may enter text, such as "Reopener")

--	--	--

Identify the source of funding that will be used to support multiyear salary commitments:

No change to the salary schedule. Non -salary schedule compensation of approximately \$1M , plus an increase to H&W employer coverage of approximately 1.45%, or \$74K for the 24-25 year. Paid for by LCFF and other grants and entitlements. The remaining costs of the settlement are associated statutory benefit costs.

Negotiations Not Settled

6. Cost of a one percent increase in salary and statutory benefits

--

	Current Year (2024-25)	1st Subsequent Year (2025-26)	2nd Subsequent Year (2026-27)
--	---------------------------	----------------------------------	----------------------------------

7. Amount included for any tentative salary schedule increases

0	0	0
---	---	---

**Classified (Non-management) Health and Welfare (H&W) Benefits**

	Current Year (2024-25)	1st Subsequent Year (2025-26)	2nd Subsequent Year (2026-27)
1. Are costs of H&W benefit changes included in the interim and MYPs?	Yes	Yes	Yes
2. Total cost of H&W benefits			
3. Percent of H&W cost paid by employer	75.0%	75.0%	
4. Percent projected change in H&W cost over prior year	1.4%	0.0%	0.0%

**Classified (Non-management) Prior Year Settlements Negotiated Since First Interim**

Are any new costs negotiated since first interim projections for prior year settlements included in the interim?

No			
If Yes, amount of new costs included in the interim and MYPs	0	0	0

If Yes, explain the nature of the new costs:

**Classified (Non-management) Step and Column Adjustments**

	Current Year (2024-25)	1st Subsequent Year (2025-26)	2nd Subsequent Year (2026-27)
1. Are step & column adjustments included in the interim and MYPs?	Yes	Yes	Yes
2. Cost of step & column adjustments			
3. Percent change in step & column over prior year	1.5%	1.5%	1.5%

**Classified (Non-management) Attrition (layoffs and retirements)**

	Current Year (2024-25)	1st Subsequent Year (2025-26)	2nd Subsequent Year (2026-27)
1. Are savings from attrition included in the interim and MYPs?	Yes	Yes	Yes
2. Are additional H&W benefits for those laid-off or retired employees included in the interim and MYPs?	No	No	No

**Classified (Non-management) - Other**

List other significant contract changes that have occurred since first interim and the cost impact of each (i.e., hours of employment, leave of absence, bonuses, etc.):

---

---

---

---

---

---

---

---

**S8C. Cost Analysis of District's Labor Agreements - Management/Supervisor/Confidential Employees**

DATA ENTRY: Click the appropriate Yes or No button for "Status of Management/Supervisor/Confidential Labor Agreements as of the Previous Reporting Period." There are no extractions in this section.

**Status of Management/Supervisor/Confidential Labor Agreements as of the Previous Reporting Period**

Were all managerial/confidential labor negotiations settled as of first interim projections?

N/A

If Yes or n/a, complete number of FTEs, then skip to S9.

If No, continue with section S8C.

**Management/Supervisor/Confidential Salary and Benefit Negotiations**

	Prior Year (2nd Interim) (2023-24)	Current Year (2024-25)	1st Subsequent Year (2025-26)	2nd Subsequent Year (2026-27)
Number of management, supervisor, and confidential FTE positions	69.0	76.5	76.5	76.5

1a. Have any salary and benefit negotiations been settled since first interim projections?

n/a

If Yes, complete question 2.

If No, complete questions 3 and 4.

1b. Are any salary and benefit negotiations still unsettled?

n/a

If Yes, complete questions 3 and 4.

Negotiations Settled Since First Interim Projections

2. Salary settlement:

Current Year (2024-25)	1st Subsequent Year (2025-26)	2nd Subsequent Year (2026-27)
---------------------------	----------------------------------	----------------------------------

Is the cost of salary settlement included in the interim and multiyear projections (MYPs)?

Yes	Yes	Yes
Total cost of salary settlement 3,404,072		
Change in salary schedule from prior year (may enter text, such as "Reopener") 0.0%		

Total cost of salary settlement

Change in salary schedule from prior year  
(may enter text, such as "Reopener")

Negotiations Not Settled

3. Cost of a one percent increase in salary and statutory benefits

Current Year (2024-25)	1st Subsequent Year (2025-26)	2nd Subsequent Year (2026-27)
---------------------------	----------------------------------	----------------------------------

4. Amount included for any tentative salary schedule increases

0	0	0
---	---	---

**Management/Supervisor/Confidential**

**Health and Welfare (H&W) Benefits**

Current Year (2024-25)	1st Subsequent Year (2025-26)	2nd Subsequent Year (2026-27)
---------------------------	----------------------------------	----------------------------------

1. Are costs of H&W benefit changes included in the interim and MYPs?

Yes	No	No
Total cost of H&W benefits		
Percent of H&W cost paid by employer 75.0%	75.0%	75.0%
Percent projected change in H&W cost over prior year 7.0%	0.0%	0.0%

2. Total cost of H&W benefits

3. Percent of H&W cost paid by employer

4. Percent projected change in H&W cost over prior year

**Management/Supervisor/Confidential**

**Step and Column Adjustments**

Current Year (2024-25)	1st Subsequent Year (2025-26)	2nd Subsequent Year (2026-27)
---------------------------	----------------------------------	----------------------------------

1. Are step & column adjustments included in the interim and MYPs?

2. Cost of step & column adjustments

3. Percent change in step and column over prior year

Yes	Yes	Yes
Cost of step & column adjustments		
Percent change in step and column over prior year 1.5%	1.5%	1.5%

**Management/Supervisor/Confidential**

**Other Benefits (mileage, bonuses, etc.)**

Current Year (2024-25)	1st Subsequent Year (2025-26)	2nd Subsequent Year (2026-27)
---------------------------	----------------------------------	----------------------------------

1. Are costs of other benefits included in the interim and MYPs?

2. Total cost of other benefits

Yes	Yes	Yes
Total cost of other benefits		

3. Percent change in cost of other benefits over prior year

0.0%	0.0%	0.0%
------	------	------

**S9. Status of Other Funds**

Analyze the status of other funds that may have negative fund balances at the end of the current fiscal year. If any other fund has a projected negative fund balance, prepare an interim report and multiyear projection for that fund. Explain plans for how and when the negative fund balance will be addressed.

---

---

**S9A. Identification of Other Funds with Negative Ending Fund Balances**

---

---

DATA ENTRY: Click the appropriate button in Item 1. If Yes, enter data in Item 2 and provide the reports referenced in Item 1.

1. Are any funds other than the general fund projected to have a negative fund balance at the end of the current fiscal year?

If Yes, prepare and submit to the reviewing agency a report of revenues, expenditures, and changes in fund balance (e.g., an interim fund report) and a multiyear projection report for each fund.

2. If Yes, identify each fund, by name and number, that is projected to have a negative ending fund balance for the current fiscal year. Provide reasons for the negative balance(s) and explain the plan for how and when the problem(s) will be corrected.

---

---

---

---

---

---

---

---

---

**ADDITIONAL FISCAL INDICATORS**

---

---

The following fiscal indicators are designed to provide additional data for reviewing agencies. A "Yes" answer to any single indicator does not necessarily suggest a cause for concern, but may alert the reviewing agency to the need for additional review. DATA ENTRY: Click the appropriate Yes or No button for items A2 through A9; Item A1 is automatically completed based on data from Criterion 9.

- |   |                                  |
|---|----------------------------------|
| <b>A1.</b> Do cash flow projections show that the district will end the current fiscal year with a negative cash balance in the general fund? (Data from Criterion 9B-1, Cash Balance, are used to determine Yes or No)                                 | <input type="text" value="No"/>  |
| <b>A2.</b> Is the system of personnel position control independent from the payroll system?   | <input type="text" value="Yes"/> |
| <b>A3.</b> Is enrollment decreasing in both the prior and current fiscal years?   | <input type="text" value="Yes"/> |
| <b>A4.</b> Are new charter schools operating in district boundaries that impact the district's enrollment, either in the prior or current fiscal year?  | <input type="text" value="No"/>  |
| <b>A5.</b> Has the district entered into a bargaining agreement where any of the current or subsequent fiscal years of the agreement would result in salary increases that are expected to exceed the projected state funded cost-of-living adjustment? | <input type="text" value="No"/>  |
| <b>A6.</b> Does the district provide uncapped (100% employer paid) health benefits for current or retired employees?  | <input type="text" value="No"/>  |
| <b>A7.</b> Is the district's financial system independent of the county office system?  | <input type="text" value="No"/>  |
| <b>A8.</b> Does the district have any reports that indicate fiscal distress pursuant to Education Code Section 42127.6(a)? (If Yes, provide copies to the county office of education.)  | <input type="text" value="No"/>  |
| <b>A9.</b> Have there been personnel changes in the superintendent or chief business official positions within the last 12 months?  | <input type="text" value="No"/>  |

When providing comments for additional fiscal indicators, please include the item number applicable to each comment.

**Comments:**  
(optional)



---

---

End of School District Second Interim Criteria and Standards Review

---

---

Second Interim  
2024-25 Projected Year Totals  
SUMMARY OF INTERFUND ACTIVITIES  
FOR ALL FUNDS

Description	Direct Costs - Interfund		Indirect Costs - Interfund		Interfund Transfers In 8900-8929	Interfund Transfers Out 7600-7629	Due From Other Funds 9310	Due To Other Funds 9610
	Transfers In 5750	Transfers Out 5750	Transfers In 7350	Transfers Out 7350				
011 GENERAL FUND								
Expenditure Detail	21,731.00	0.00	0.00	(368,728.00)				
Other Sources/Uses Detail					0.00	1,000,000.00		
Fund Reconciliation								
081 STUDENT ACTIVITY SPECIAL REVENUE FUND								
Expenditure Detail	0.00	0.00	0.00	0.00				
Other Sources/Uses Detail					0.00	0.00		
Fund Reconciliation								
091 CHARTER SCHOOLS SPECIAL REVENUE FUND								
Expenditure Detail	0.00	0.00	0.00	0.00				
Other Sources/Uses Detail					0.00	0.00		
Fund Reconciliation								
101 SPECIAL EDUCATION PASS-THROUGH FUND								
Expenditure Detail								
Other Sources/Uses Detail								
Fund Reconciliation								
111 ADULT EDUCATION FUND								
Expenditure Detail	3,000.00	0.00	88,872.00	0.00				
Other Sources/Uses Detail					0.00	0.00		
Fund Reconciliation								
121 CHILD DEVELOPMENT FUND								
Expenditure Detail	104.00	0.00	95,327.00	0.00				
Other Sources/Uses Detail					0.00	0.00		
Fund Reconciliation								
131 CAFETERIA SPECIAL REVENUE FUND								
Expenditure Detail	0.00	(24,835.00)	184,529.00	0.00				
Other Sources/Uses Detail					0.00	0.00		
Fund Reconciliation								
141 DEFERRED MAINTENANCE FUND								
Expenditure Detail	0.00	0.00						
Other Sources/Uses Detail					1,000,000.00	0.00		
Fund Reconciliation								
151 PUPIL TRANSPORTATION EQUIPMENT FUND								
Expenditure Detail	0.00	0.00						
Other Sources/Uses Detail					0.00	0.00		
Fund Reconciliation								
171 SPECIAL RESERVE FUND FOR OTHER THAN CAPITAL OUTLAY								
Expenditure Detail								
Other Sources/Uses Detail					0.00	0.00		
Fund Reconciliation								
181 SCHOOL BUS EMISSIONS REDUCTION FUND								
Expenditure Detail	0.00	0.00						
Other Sources/Uses Detail					0.00	0.00		
Fund Reconciliation								
191 FOUNDATION SPECIAL REVENUE FUND								
Expenditure Detail	0.00	0.00	0.00	0.00				
Other Sources/Uses Detail						0.00		
Fund Reconciliation								
201 SPECIAL RESERVE FUND FOR POSTEMPLOYMENT BENEFITS								
Expenditure Detail								
Other Sources/Uses Detail					0.00	0.00		
Fund Reconciliation								
211 BUILDING FUND								
Expenditure Detail	0.00	0.00						
Other Sources/Uses Detail					0.00	0.00		
Fund Reconciliation								
251 CAPITAL FACILITIES FUND								
Expenditure Detail	0.00	0.00						
Other Sources/Uses Detail					0.00	0.00		
Fund Reconciliation								

Second Interim  
2024-25 Projected Year Totals  
SUMMARY OF INTERFUND ACTIVITIES  
FOR ALL FUNDS

Description	Direct Costs - Interfund		Indirect Costs - Interfund		Interfund Transfers In 8900-8929	Interfund Transfers Out 7600-7629	Due From Other Funds 9310	Due To Other Funds 9610
	Transfers In 5750	Transfers Out 5750	Transfers In 7350	Transfers Out 7350				
30I STATE SCHOOL BUILDING LEASE/PURCHASE FUND								
Expenditure Detail	0.00	0.00						
Other Sources/Uses Detail					0.00	0.00		
Fund Reconciliation								
35I COUNTY SCHOOL FACILITIES FUND								
Expenditure Detail	0.00	0.00						
Other Sources/Uses Detail					0.00	0.00		
Fund Reconciliation								
40I SPECIAL RESERVE FUND FOR CAPITAL OUTLAY PROJECTS								
Expenditure Detail	0.00	0.00						
Other Sources/Uses Detail					0.00	0.00		
Fund Reconciliation								
49I CAP PROJ FUND FOR BLENDED COMPONENT UNITS								
Expenditure Detail	0.00	0.00						
Other Sources/Uses Detail					0.00	0.00		
Fund Reconciliation								
51I BOND INTEREST AND REDEMPTION FUND								
Expenditure Detail								
Other Sources/Uses Detail					0.00	0.00		
Fund Reconciliation								
52I DEBT SVC FUND FOR BLENDED COMPONENT UNITS								
Expenditure Detail								
Other Sources/Uses Detail					0.00	0.00		
Fund Reconciliation								
53I TAX OVERRIDE FUND								
Expenditure Detail								
Other Sources/Uses Detail					0.00	0.00		
Fund Reconciliation								
56I DEBT SERVICE FUND								
Expenditure Detail								
Other Sources/Uses Detail					0.00	0.00		
Fund Reconciliation								
57I FOUNDATION PERMANENT FUND								
Expenditure Detail	0.00	0.00	0.00	0.00				
Other Sources/Uses Detail						0.00		
Fund Reconciliation								
61I CAFETERIA ENTERPRISE FUND								
Expenditure Detail	0.00	0.00	0.00	0.00				
Other Sources/Uses Detail					0.00	0.00		
Fund Reconciliation								
62I CHARTER SCHOOLS ENTERPRISE FUND								
Expenditure Detail	0.00	0.00	0.00	0.00				
Other Sources/Uses Detail					0.00	0.00		
Fund Reconciliation								
63I OTHER ENTERPRISE FUND								
Expenditure Detail	0.00	0.00						
Other Sources/Uses Detail					0.00	0.00		
Fund Reconciliation								
66I WAREHOUSE REVOLVING FUND								
Expenditure Detail	0.00	0.00						
Other Sources/Uses Detail					0.00	0.00		
Fund Reconciliation								
67I SELF-INSURANCE FUND								
Expenditure Detail	0.00	0.00						
Other Sources/Uses Detail					0.00	0.00		
Fund Reconciliation								
71I RETIREE BENEFIT FUND								
Expenditure Detail								
Other Sources/Uses Detail					0.00			
Fund Reconciliation								
73I FOUNDATION PRIVATE-PURPOSE TRUST FUND								

Second Interim  
2024-25 Projected Year Totals  
SUMMARY OF INTERFUND ACTIVITIES  
FOR ALL FUNDS

Description	Direct Costs - Interfund		Indirect Costs - Interfund		Interfund Transfers In 8900-8929	Interfund Transfers Out 7600-7629	Due From Other Funds 9310	Due To Other Funds 9610
	Transfers In 5750	Transfers Out 5750	Transfers In 7350	Transfers Out 7350				
Expenditure Detail	0.00	0.00						
Other Sources/Uses Detail					0.00			
Fund Reconciliation								
76I WARRANT/PASS-THROUGH FUND								
Expenditure Detail								
Other Sources/Uses Detail								
Fund Reconciliation								
95I STUDENT BODY FUND								
Expenditure Detail								
Other Sources/Uses Detail								
Fund Reconciliation								
<b>TOTALS</b>	<b>24,835.00</b>	<b>(24,835.00)</b>	<b>368,728.00</b>	<b>(368,728.00)</b>	<b>1,000,000.00</b>	<b>1,000,000.00</b>		

Second Interim  
Projected Totals 2024-25  
**Technical Review Checks**  
Phase - All  
Display - All Technical Checks

**Azusa Unified**

**Los Angeles County**

Following is a chart of the various types of technical review checks and related requirements:

**F - Fatal** (Data must be corrected; an explanation is not allowed)

**WWC - Warning/Warning with Calculation** (If data are not correct, correct the data; if data are correct an explanation is required)

**O - Informational** (If data are not correct, correct the data; if data are correct an explanation is optional, but encouraged)

**IMPORT CHECKS**

**CHECKFUNCTION - (Fatal)** - All FUNCTION codes must be valid. **Passed**

**CHECKFUND - (Fatal)** - All FUND codes must be valid. **Passed**

**CHECKGOAL - (Fatal)** - All GOAL codes must be valid. **Passed**

**CHECKOBJECT - (Fatal)** - All OBJECT codes must be valid. **Passed**

**CHECKRESOURCE - (Warning)** - All RESOURCE codes must be valid. **Passed**

**CHK-FDXRS7690xOB8590 - (Fatal)** - Funds 19, 57, 63, 66, 67, and 73 with Object 8590, All Other State Revenue, must be used in combination with Resource 7690, STRS-On Behalf Pension Contributions. **Passed**

**CHK-FUNCTIONxOBJECT - (Fatal)** - All FUNCTION and OBJECT account code combinations must be valid. **Passed**

**CHK-FUNDxFUNCTION-A - (Warning)** - All FUND (funds 01 through 12, 19, 57, 62, and 73) and FUNCTION account code combinations should be valid. **Passed**

**CHK-FUNDxFUNCTION-B - (Fatal)** - All FUND (all funds except for 01 through 12, 19, 57, 62, and 73) and FUNCTION account code combinations must be valid. **Passed**

**CHK-FUNDxGOAL - (Warning)** - All FUND and GOAL account code combinations should be valid. **Passed**

**CHK-FUNDxOBJECT - (Fatal)** - All FUND and OBJECT account code combinations must be valid. **Passed**

**CHK-FUNDxRESOURCE - (Warning)** - All FUND and RESOURCE account code combinations should be valid. **Passed**

**CHK-GOALxFUNCTION-A - (Fatal)** - Goal and Function account code combinations (all goals with expenditure objects 1000-7999 in functions 1000-1999 and 4000-5999) must be valid. NOTE: Functions not included in the GOALxFUNCTION table (0000, 2000-3999, 6000-6999, 7100-7199, 7210, 8000-8999) are not checked and will pass the TRC. **Passed**

**CHK-GOALxFUNCTION-B - (Fatal)** - General administration costs (functions 7200-7999, except 7210) must be direct-charged to an Undistributed, Nonagency, or County Services to Districts goal (Goal 0000, 7100-7199, or 8600-8699). **Passed**

**CHK-RES6500XOBJ8091 - (Fatal)** - There is no activity in Resource 6500 (Special Education) with Object 8091 (LCFF Transfers-Current Year) or 8099 (LCFF/Revenue Limit Transfers-Prior Years). **Passed**

**CHK-RESOURCExOBJECTA - (Warning)** - All RESOURCE and OBJECT (objects 8000 through 9999, except for 9791, 9793, and 9795) account code combinations should be valid. **Passed**

**CHK-RESOURCExOBJECTB - (Informational)** - The following combinations for RESOURCE and OBJECT (objects 9791, 9793, and 9795) are invalid: **Exception**

<b>ACCOUNT FD - RS - PY - GO - FN - OB</b>	<b>RESOURCE</b>	<b>OBJECT</b>	<b>VALUE</b>
01-6387-2-0000-0000-9791	6387	9791	\$3,635.85
01-6387-3-0000-0000-9791	6387	9791	(\$3,635.85)

**CHK-RS-LOCAL-DEFINED - (Fatal)** - All locally defined resource codes must roll up to a CDE defined resource code. **Passed**

**SPECIAL-ED-GOAL - (Fatal)** - Special Education revenue and expenditure transactions (resources 3300-3405, and 6500-6540, objects 1000-8999) must be coded to a Special Education 5000 goal or to Goal 7110, Nonagency-Educational. This technical review check excludes Early Intervening Services resources 3307, 3309, 3312, 3318, and 3332. **Passed**

**GENERAL LEDGER CHECKS**

**CEFB-POSITIVE - (Fatal)** - Components of Ending Fund Balance/Net Position (objects 9700-9789, 9796, and 9797) must be positive individually by resource, by fund. **Passed**

**CONTRIB-RESTR-REV - (Fatal)** - Contributions from Restricted Revenues (Object 8990) must net to zero by fund. **Passed**

**CONTRIB-UNREST-REV - (Fatal)** - Contributions from Unrestricted Revenues (Object 8980) must net to zero by fund. **Passed**

**EFB-POSITIVE - (Warning)** - All ending fund balances (Object 979Z) should be positive by resource, by fund. **Passed**

**EPA-CONTRIB - (Fatal)** - There should be no contributions (objects 8980-8999) to the Education Protection Account (Resource 1400). **Passed**

**EXCESS-ASSIGN-REU - (Fatal)** - Amounts reported in Other Assignments (Object 9780) and/or Reserve for Economic Uncertainties (REU) (Object 9789) should not create a negative amount in Unassigned/Unappropriated (Object 9790) by fund and resource (for all funds except funds 61 through 95). **Passed**

**EXP-POSITIVE - (Warning)** - Expenditure amounts (objects 1000-7999) should be positive by function, resource, and fund. **Passed**

**INTERFD-DIR-COST - (Warning)** - Transfers of Direct Costs - Interfund (Object 5750) must net to zero for all funds. **Passed**

**INTERFD-IN-OUT - (Warning)** - Interfund Transfers In (objects 8910-8929) must equal Interfund Transfers Out (objects 7610-7629). **Passed**

**INTERFD-INDIRECT - (Warning)** - Transfers of Indirect Costs - Interfund (Object 7350) must net to zero for all funds. **Passed**

**INTERFD-INDIRECT-FN - (Warning)** - Transfers of Indirect Costs - Interfund (Object 7350) must net to zero by function. **Passed**

<b>INTRAFD-DIR-COST - (Fatal)</b> - Transfers of Direct Costs (Object 5710) must net to zero by fund.	<b><u>Passed</u></b>
<b>INTRAFD-INDIRECT - (Fatal)</b> - Transfers of Indirect Costs (Object 7310) must net to zero by fund.	<b><u>Passed</u></b>
<b>INTRAFD-INDIRECT-FN - (Fatal)</b> - Transfers of Indirect Costs (Object 7310) must net to zero by function.	<b><u>Passed</u></b>
<b>LCFF-TRANSFER - (Warning)</b> - LCFF Transfers (objects 8091 and 8099) must net to zero, individually.	<b><u>Passed</u></b>
<b>LOTTERY-CONTRIB - (Fatal)</b> - There should be no contributions (objects 8980-8999) to the lottery (resources 1100 and 6300) or from the Lottery: Instructional Materials (Resource 6300).	<b><u>Passed</u></b>
<b>OBJ-POSITIVE - (Warning)</b> - All applicable objects should have a positive balance by resource, by fund.	<b><u>Passed</u></b>
<b>PASS-THRU-REV=EXP - (Warning)</b> - Pass-through revenues from all sources (objects 8287, 8587, and 8697) should equal transfers of pass-through revenues to other agencies (objects 7211 through 7213, plus 7299 for Resource 3327), by fund and resource.	<b><u>Passed</u></b>
<b>REV-POSITIVE - (Warning)</b> - Revenue amounts exclusive of contributions (objects 8000-8979) should be positive by resource, by fund.	<b><u>Passed</u></b>
<b>RS-NET-POSITION-ZERO - (Fatal)</b> - Restricted Net Position (Object 9797), in unrestricted resources, must be zero, by resource, in funds 61 through 95.	<b><u>Passed</u></b>
<b>SE-PASS-THRU-REVENUE - (Warning)</b> - Transfers of special education pass-through revenues are not reported in the general fund for the Administrative Unit of a Special Education Local Plan Area.	<b><u>Passed</u></b>
<b>UNASSIGNED-NEGATIVE - (Fatal)</b> - Unassigned/Unappropriated balance (Object 9790) must be zero or negative, by resource, in all funds except the general fund and funds 61 through 95.	<b><u>Passed</u></b>
<b>UNR-NET-POSITION-NEG - (Fatal)</b> - Unrestricted Net Position (Object 9790), in restricted resources, must be zero or negative, by resource, in funds 61 through 95.	<b><u>Passed</u></b>
<b><u>SUPPLEMENTAL CHECKS</u></b>	
<b>CS-EXPLANATIONS - (Fatal)</b> - Explanations must be provided in the Criteria and Standards Review (Form 01CSI) for all criteria and for supplemental information items S1 through S6, and S9 if applicable, where the standard has not been met or where the status is Not Met or Yes.	<b><u>Passed</u></b>
<b>CS-YES-NO - (Fatal)</b> - Supplemental information items and additional fiscal indicator items in the Criteria and Standards Review (Form 01CSI) must be answered Yes or No, where applicable, for the form to be complete.	<b><u>Passed</u></b>
<b><u>EXPORT VALIDATION CHECKS</u></b>	
<b>ADA-PROVIDE - (Fatal)</b> - Average Daily Attendance data (Form AI) must be provided.	<b><u>Passed</u></b>
<b>CASHFLOW-PROVIDE - (Warning)</b> - A Cashflow Worksheet (Form CASH) must be provided with your Budget Interim reports. (Note: LEAs may use a cashflow worksheet other than Form CASH, as long as it provides a monthly cashflow projected through the end of the fiscal year.)	<b><u>Passed</u></b>
<b>CHK-DEPENDENCY - (Fatal)</b> - If data has changed that affect other forms, the affected forms must be opened and saved.	<b><u>Passed</u></b>

<b>CHK-EXTRACTED-DATA-SOURCE - (Warning)</b> - All forms that extract data from a prior reporting period use the same source extraction submission	<b><u>Passed</u></b>
<b>CHK-UNBALANCED-A - (Warning)</b> - Unbalanced and/or incomplete data in any of the forms should be corrected before an official export is completed.	<b><u>Passed</u></b>
<b>CHK-UNBALANCED-B - (Fatal)</b> - Unbalanced and/or incomplete data in any of the forms must be corrected before an official export is completed.	<b><u>Passed</u></b>
<b>CS-PROVIDE - (Fatal)</b> - The Criteria and Standards Review (Form 01CSI) has been provided.	<b><u>Passed</u></b>
<b>FORM01-PROVIDE - (Fatal)</b> - Form 01 (Form 01I) must be opened and saved.	<b><u>Passed</u></b>
<b>INTERIM-CERT-PROVIDE - (Fatal)</b> - Interim Certification (Form CI) must be provided.	<b><u>Passed</u></b>
<b>MYP-PROVIDE - (Warning)</b> - A Multiyear Projection Worksheet must be provided with your Interim. (Note: LEAs may use a multiyear projection worksheet other than Form MYP, with approval of their reviewing agency, as long as it provides current year and at least two subsequent fiscal years, and separately projects unrestricted resources, restricted resources, and combined total resources.)	<b><u>Passed</u></b>
<b>MYPIO-PROVIDE - (Warning)</b> - A multiyear projection worksheet must be provided with your interim report for any fund projecting a negative balance at the end of the current fiscal year. (Note: LEAs may use a multiyear projection worksheet other than Form MYPIO, with approval of their reviewing agency.)	<b><u>Passed</u></b>
<b>VERSION-CHECK - (Warning)</b> - All versions are current.	<b><u>Passed</u></b>





Artwork: Haily Murillo, Magnolia Elementary

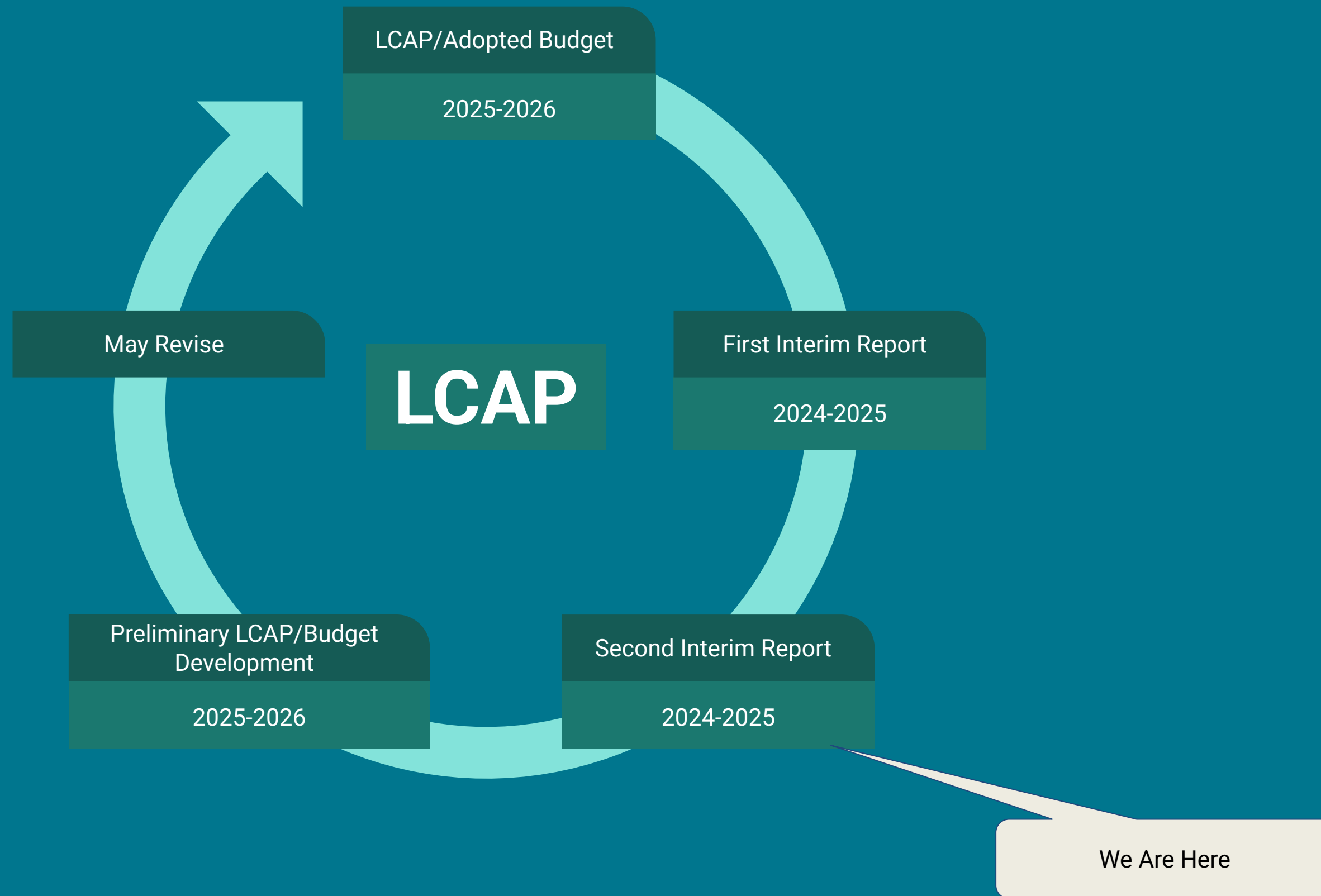


March 11, 2025

# California School District Financial Reporting Requirements



- ▷ Education Code 42130 – requires the school district to file their fiscal condition for two reporting periods, October 31 and January 31, including projections of the budget through June 30.
- ▷ Education Code 42131 – requires the Board of Education to certify, based on current projections, whether or not the school district is able to meet its financial obligations for the current fiscal year and subsequent two fiscal years.





# Budget Assumptions

1

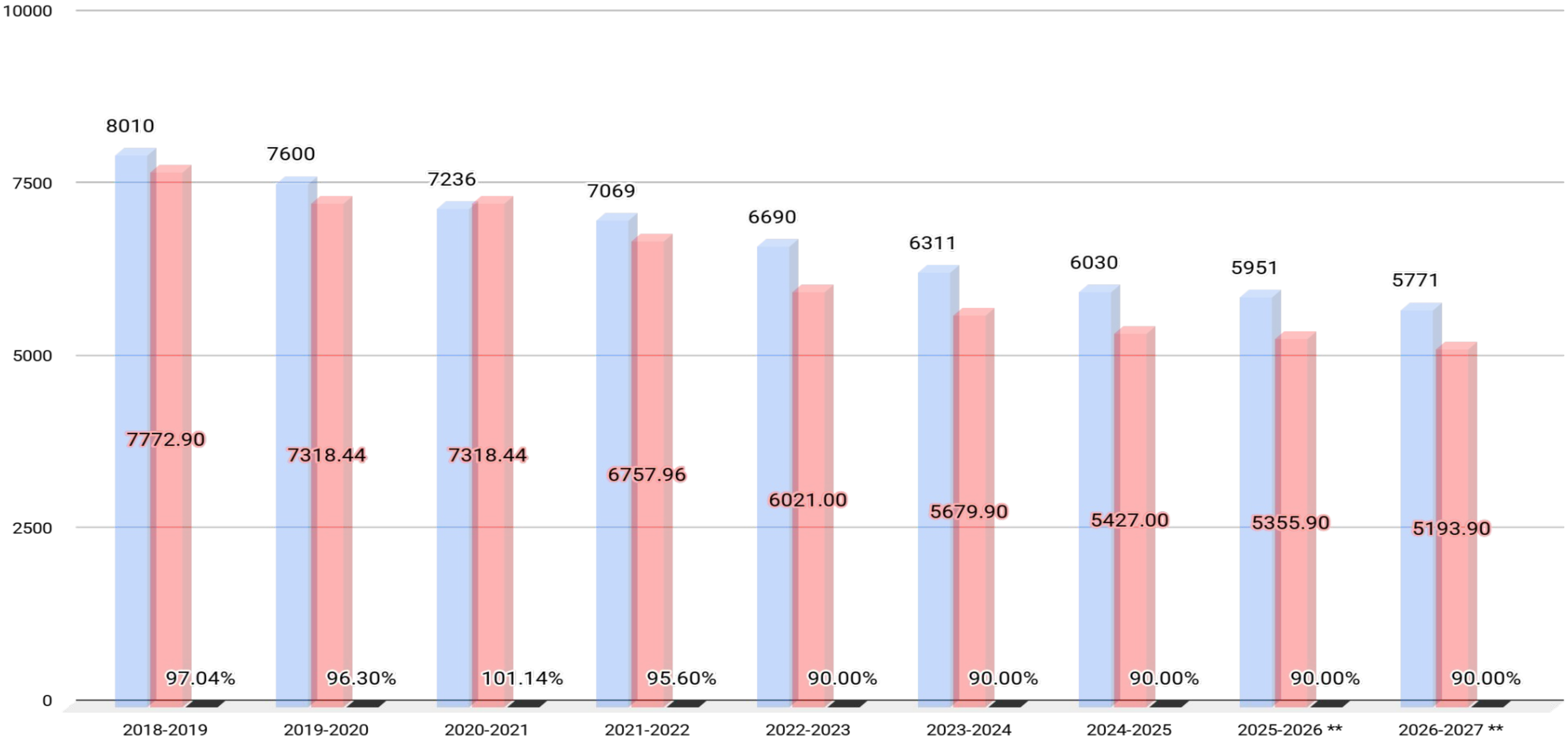
# Planning Factors

Planning Factor	2024-2025	2025-2026	2026-2027
Cost of Living Adjustment (COLA):			
LCFF COLA	1.07%	2.43%	3.52%
Special Education COLA	1.07%	2.43%	3.52%
Employer Benefit Rates:			
CalSTRS	19.10%	19.10%	19.10%
CalPERS	27.05%	27.40%	27.50%
State Unemployment Insurance	0.05%	0.05%	0.05%
Lottery:			
Unrestricted per ADA	\$191	\$191	\$191
Proposition 20 per ADA	\$82	\$82	\$82
Mandated Block Grant Districts:			
K-8 per ADA*	\$38.21	\$39.14	\$40.52
9-12 per ADA*	\$73.62	\$75.41	\$78.06

\*ADA - Average Daily Attendance

# Enrollment Projections

Enrollment ADA ADA to Enrollment Ratio



\*\*Projections

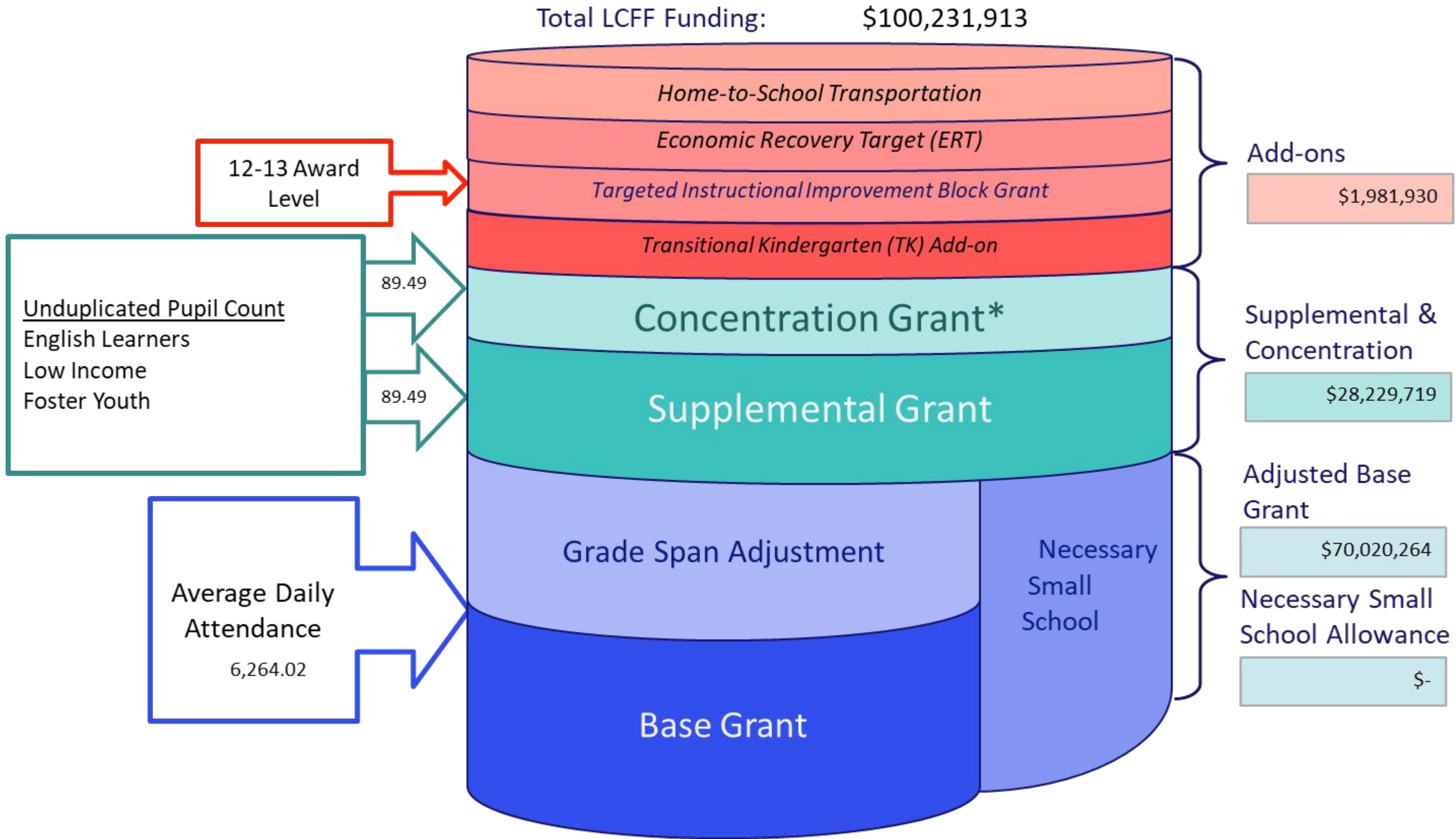
2

# Revenues





# 2024-2025 LCFF Allocation

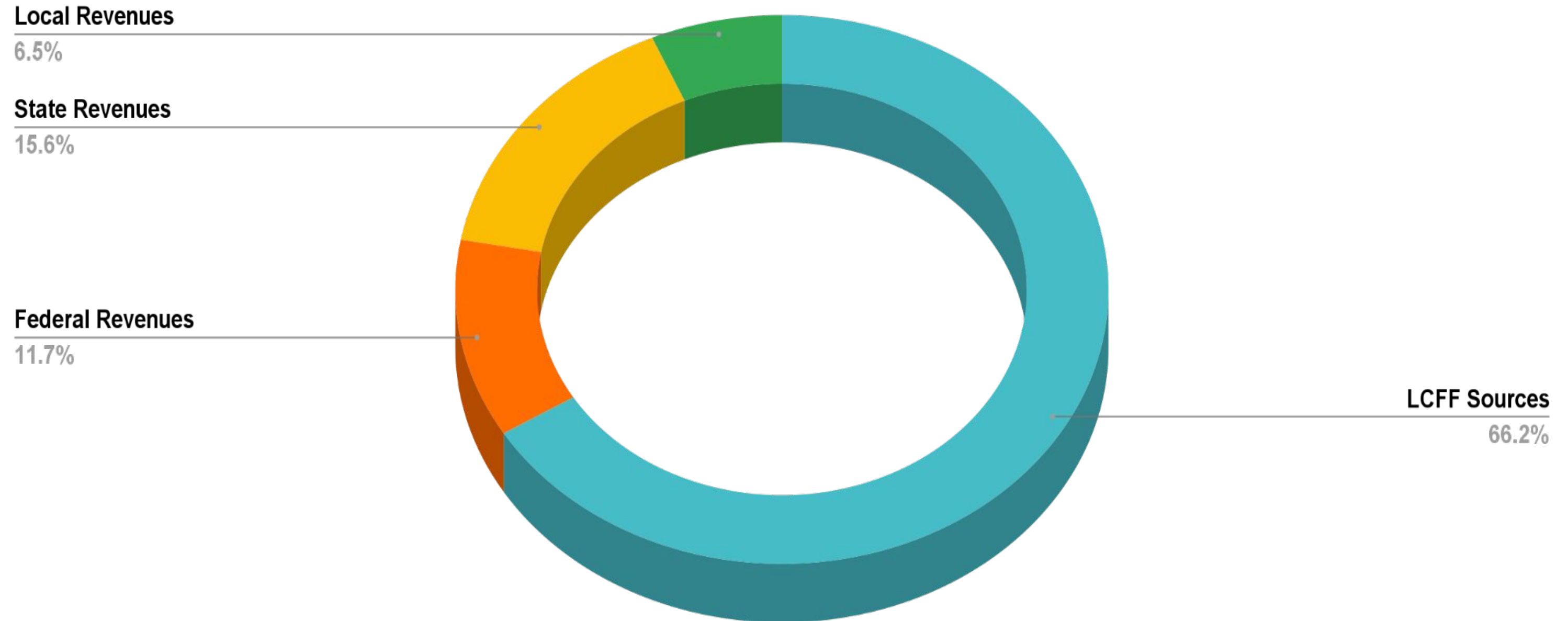


\*Unduplicated Pupil Percentage must be above 55% to receive Concentration Grant funding

# 2024-2025 Revenues

	First Interim	Second Interim	Change
LCFF Sources	\$100,150,845	\$100,231,913	\$81,068
Federal Revenues	\$17,408,368	\$17,701,616	\$293,248
State Revenues	\$23,594,345	\$23,592,514	-\$1,831
Local Revenues	\$6,720,323	\$9,851,841	\$3,131,518
Total Revenues	\$147,873,881	\$151,377,884	\$3,504,003

# Total Revenues



3

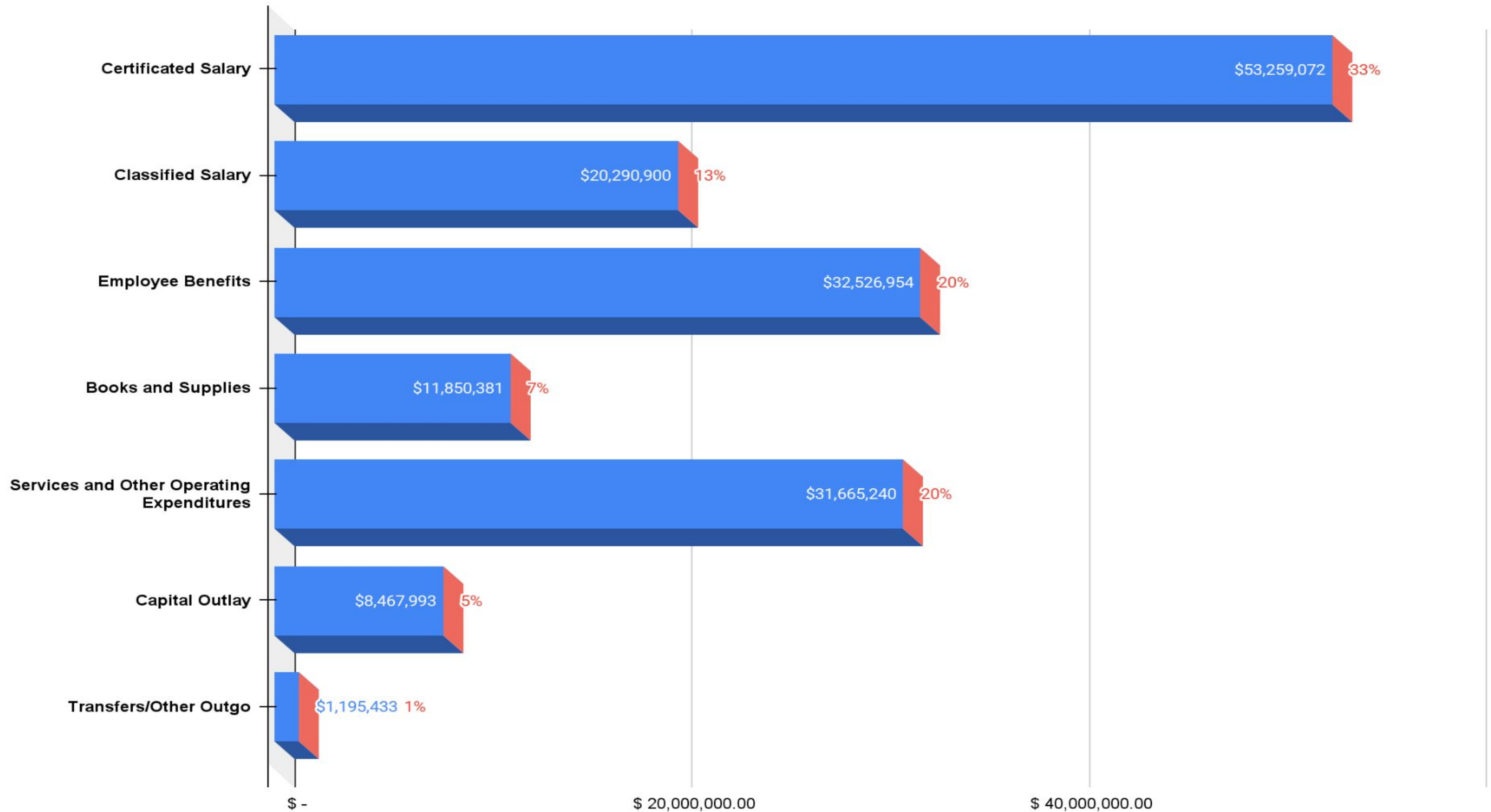
# Expenditures



# 2024-2025 Expenditures

	First Interim	Second Interim	Change
Certificated Salaries	\$56,014,425	\$53,259,072	-\$2,755,353
Classified Salaries	\$19,790,868	\$20,290,900	\$500,032
Employee Benefits	\$32,398,614	\$32,526,954	\$128,340
Books & Supplies	\$12,653,905	\$11,850,381	-\$803,524
Services	\$33,162,112	\$31,665,240	-\$1,496,872
Capital Outlay	\$8,588,334	\$8,467,993	-\$120,341
Other Outgo/Transfers Out	\$1,195,433	\$1,195,433	\$0
Indirect	-\$310,659	-\$368,728	-\$58,069
Total Expenditures	\$163,493,031	\$158,887,245	-\$4,605,786

# 2024-2025 Expenditures





4

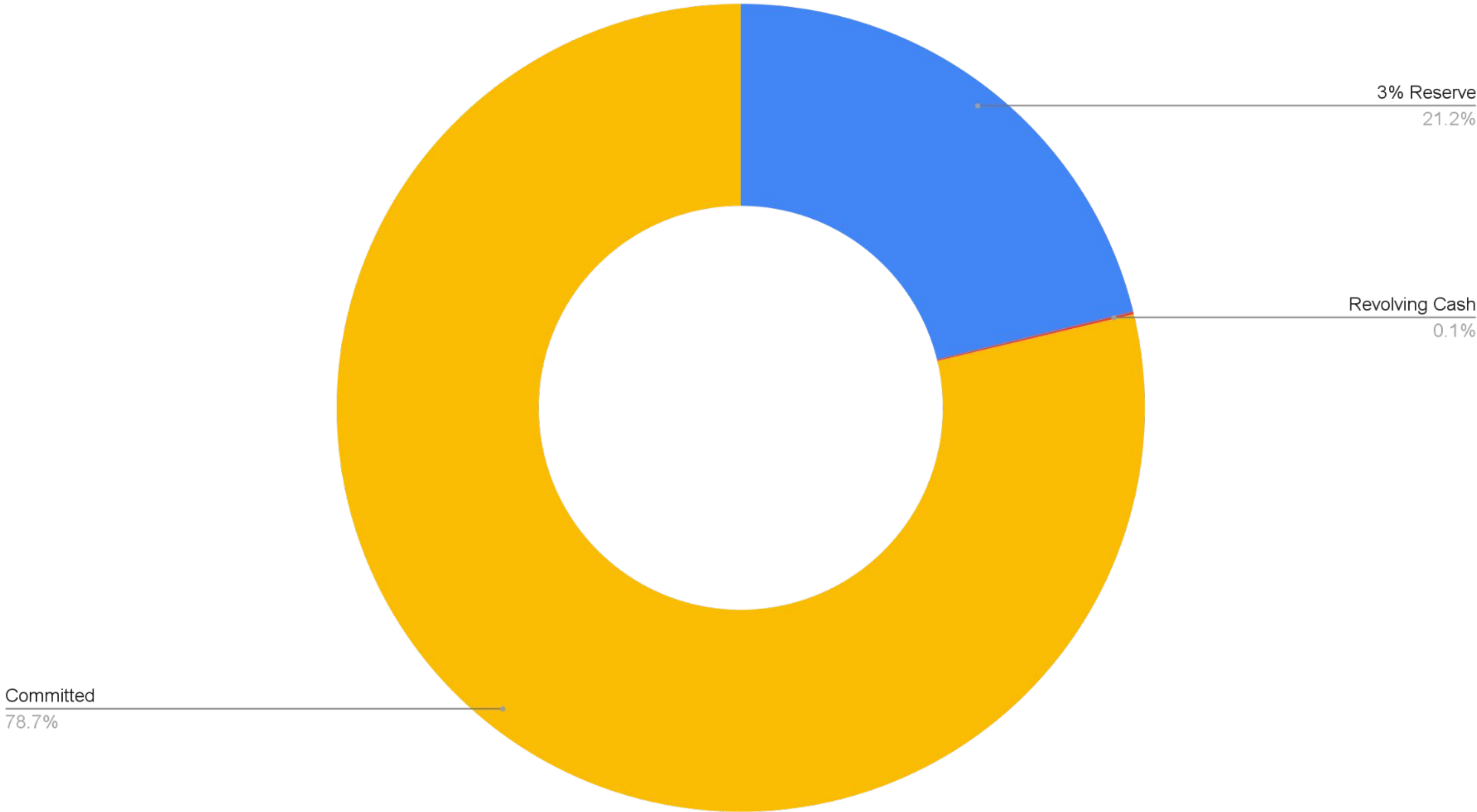
# Multi-Year Projections

# Multi-Year Projections

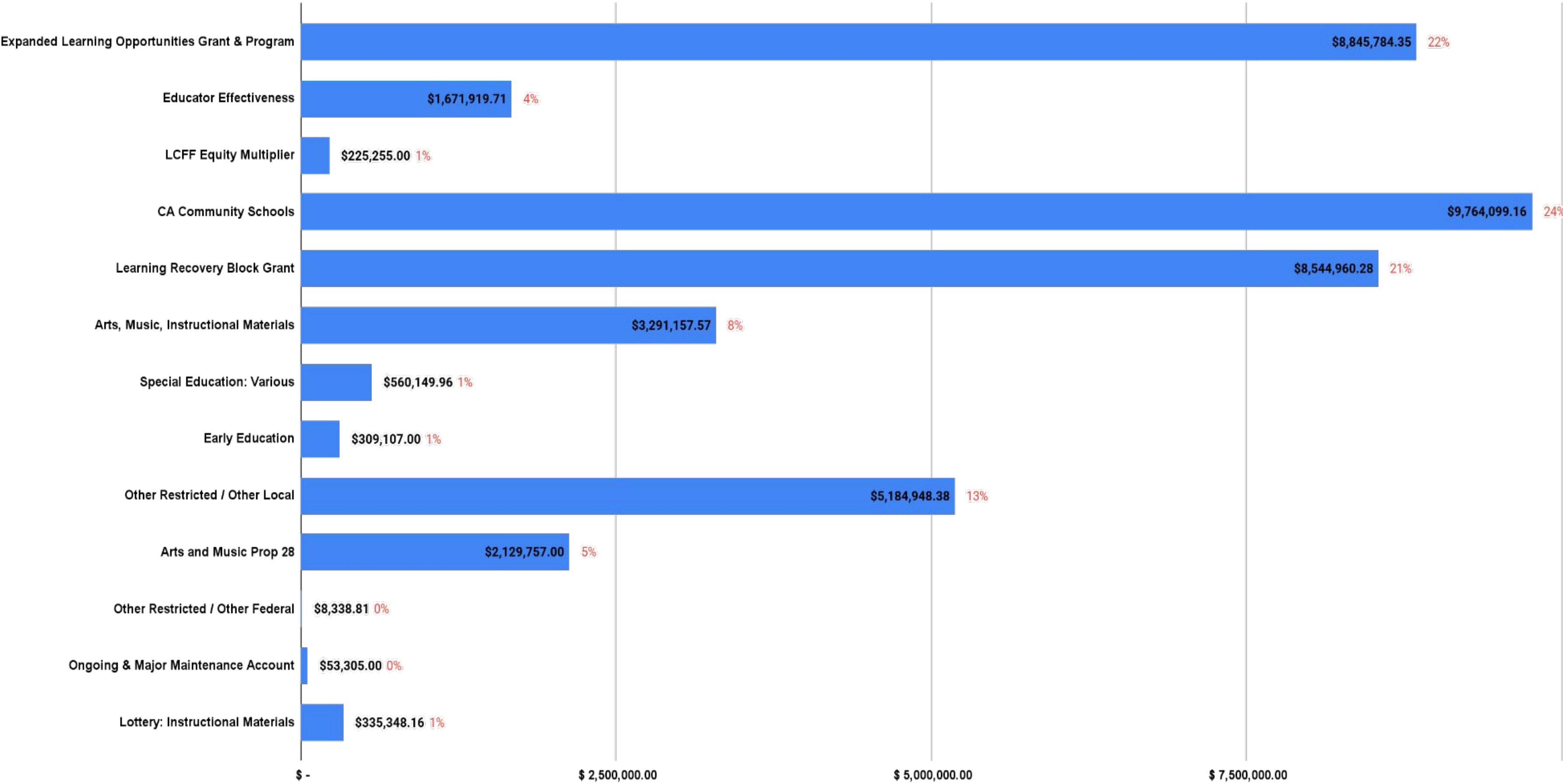
	2024-2025	2025-2026	2026-2027
Beginning Balance	\$78,019,273	\$69,509,912	\$64,055,862
Total Revenue	\$151,377,884	\$133,188,565	\$132,688,811
Budget Adjustment	\$ -	\$ -	\$ -
Total Expenditures	\$158,887,245	\$137,642,615	\$138,499,969
Surplus/Deficit	-\$7,509,361	-\$4,454,050	-\$5,811,158
Transfer In/Out	-\$1,000,000	-\$1,000,000	-\$1,000,000
Ending Fund Balance	\$69,509,912	\$64,055,862	\$57,244,704
3% Reserve	\$4,796,618	\$4,159,279	\$4,185,000
Restricted	\$40,924,130	\$42,835,219	\$45,612,428
Assigned			
Committed	\$23,764,164	\$17,036,364	\$7,422,275
Revolving Cash/Prepays	\$25,000	\$25,000	\$25,000
Unassigned/Unappropriated	\$0	\$0	\$0



# Unrestricted Ending Fund Balance



# Restricted Ending Fund Balance





# Recommendation:

- ▶ It is recommended the Board of Education approve the District's Second Interim Report and
- ▶ File a positive certification - The District certifies that based on the projections, it will meet its financial obligations for the current year and two subsequent fiscal years.